

**BULLETIN ON
JOB OPPORTUNITIES IN INDIA
(FOR THE YEAR 2000)**



**GOVERNMENT OF INDIA
MINISTRY OF LABOUR & EMPLOYMENT
DIRECTORATE GENERAL OF EMPLOYMENT & TRAINING
SURVEY & STUDY DIVISION
3/10, JAM NAGAR HOUSE, NEW DELHI**

OCTOBER, 2004

BULLETIN ON JOB OPPORTUNITIES IN INDIA

**GOVERNMENT OF INDIA
MINISTRY OF LABOUR & EMPLOYMENT
DIRECTORATE GENERAL OF EMPLOYMENT & TRAINING
SURVEY & STUDY DIVISION
3/10, JAM NAGAR HOUSE, NEW DELHI**

OCTOBER, 2004

CONTENTS**PAGE**

Preface	(i)
Programme Team	(ii)
List of Statistical Tables	(iii) - (iv)
Introduction (Scope, Coverage, Limitations)	(v) - (vi)
Highlights	(vii)- (viii)
Chapters:	1-23
I Job-opportunities for Engineers	1-3
II Job-opportunities for Technologists	4-5
III Job-opportunities for Agricultural Scientists	6-7
IV Job-opportunities for Medical Personnel	8-9
V Job-opportunities for Natural Scientists	10-11
VI Job-opportunities for Social Scientists & Teachers	12-13
VII Job-opportunities for Graduates	14-16
VIII Summary and Conclusions	17-20
IX Union Public Service Commission Vacancies	21
X Vacancies which could not be filled by UPSC, State Public Service Commissions and Railway Recruitment Boards.	22-23
Statistical Tables (Table 1-10)	24-110
List of State Public Service Commissions / Railway Recruitment Boards	111-113
Hindi Version	114-119

P R E F A C E

The Directorate General of Employment & Training has been conducting, from time to time, Studies/Surveys on job profiles in India. The present issue of "Bulletin on Job Opportunities in India" is another step towards a better and reliable database on the job-opportunities available in India during 2000.

In this publication, an attempt has been made to compile and analyse the data relating to job opportunities that were available to the job seekers holding post-graduate, graduate degree or diploma in the disciplines of engineering, technology, agriculture, medicine, natural sciences, social sciences, teaching and other miscellaneous subjects according to the pay ranges with or without experience etc. As the job-opportunities in the private sector are partially covered, the compilation does not reflect the total picture of available employment. However, the collected information gives useful insights on employment opportunities in various sectors and sub-sectors of the economy.

I hope, this publication would be of great help to job-seekers, Vocational Guidance Officers, Employment Officers, Counsellors and others who are engaged in this field. Suggestions for improving the data base are always welcome as the same may help in bringing out improvement in the quality of the publication in future.

I place on record my appreciation of the work done by Shri A.S. Khan, Dy. Director of Employment Exchanges and the staff members of Survey & Study Division for preparing and presenting this publication under the guidance and supervision of Sh. K.S. Meena, Joint Director of Employment Exchanges. The effective leadership provided to the programme team by Dr. V.K. Malhotra, Director of Employment Exchanges is commendable.

I am also grateful for the Co-operation rendered in supply of information by Recruiting agencies, Employment Exchanges, Universities and other related agencies all over the country.

Dated: 14TH October 2004


(K.K. MITTAL)
DIRECTOR GENERAL/JOINT SECRETARY
MINISTRY OF LABOUR AND EMPLOYMENT

BULLETIN ON JOB-OPPORTUNITIES IN INDIA

(D.G.E.& T.)

PROGRAMME TEAM

1. **Dr. V.K. Malhotra** **Director of Employment Exchanges**
 2. **Shri K.S. Meena** **Joint Director of Employment Exchanges**
 3. **Shri A.S. Khan** **Dy. Director of Employment Exchanges**
 4. **Shri B. Lakra** **Junior Investigator**
 5. **Shri Rati Ram Singh** **Junior Investigator**
 6. **Shri Vijay Pal** **Junior Computer**
- Computer Assistance**
7. **Shri Sandeep Kumar Garg** **Jr. Computer**

LIST OF STATISTICAL TABLES

Table No	TITLE	Page No.
1A	Vacancies for Engineers under various sectors by pay-ranges during 2000.	24-26
1B	Vacancies for Engineers (Degree/Diploma holders) according to work-experience during 2000.	27
1C	State-wise & Sector-wise vacancies for Engineers during 2000.	28
2A	Vacancies for Technologists under various sectors by pay-ranges during 2000.	29-31
2B	Vacancies for Technologists according to work experience during 2000.	32
2C	State-wise and Sector-wise vacancies for Technologists during 2000.	33
3A	Vacancies for Agricultural Scientists under Various sectors by pay-ranges during 2000.	34-36
3B	Vacancies for Agricultural Scientists according to work experience during 2000.	37
3C	State-wise and Sector-wise vacancies for Agricultural Scientists by pay ranges during 2000.	38
4A	Vacancies for Medical Personnel under various Sectors by pay-ranges during 2000.	39-41
4B	Vacancies for Medical Personnel according to work experience during 2000.	42
4C	State-wise and Sector-wise vacancies for Medical Personnel during 2000	43
5A	Vacancies for Natural Scientists under various sectors by pay-ranges during 2000.	44-46
5B	Vacancies for Natural Scientists according to work experience during 2000.	47
5C	State-wise and Sector-wise vacancies for Natural Scientists during 2000.	48
6A	Vacancies for Social Scientists including Education/Teaching under various Sectors by pay ranges during 2000.	49-51
6B	Vacancies for Social Scientists including Education/Teaching according to work experience during 2000.	52
6C	State-wise and Sector-wise vacancies for Social Scientists including education/Teaching during 2000.	53
7A	Vacancies for Miscellaneous Graduates under various sectors by pay-ranges during 2000.	54-56

7B	Vacancies for Miscellaneous Graduates according to work experience during 2000.	57
7C	State-wise and Sector-wise vacancies for Miscellaneous Graduates during 2000.	58
8A	Distribution of vacancies by various disciplines & sectors of establishments who notified vacancies during 2000.	59
8B	Distribution of vacancies for graduates according to pay-ranges during 2000.	60
8C	Distribution of vacancies for graduates according to experience during 2000.	61
8D	Distribution of vacancies state-wise and faculty-wise during 2000.	62
8E	Discipline-wise relative intake of vacancies notified during 1998, 1999 and 2000.	63
8F (i)	Discipline-wise out-turn of graduates/post graduates during the academic year 1998 & 1999.	64
8F (ii)	Discipline-wise out-turn of Doctorate Degree awardees during the year 1998-99 and 1999-2000.	65
8G	Distribution of vacancies notified according to various branches during 1999 & 2000.	66-70
9	Type of posts for which suitable candidates could not be found by UPSC during 2000-2001.	71-81
10	Vacancies which could not be filled by State Public Service Commissions and Railway Recruitment Boards during 2000.	82-110

INTRODUCTION

(Scope, Coverage, Limitations)

1. The present issue is the thirty fourth (XXXIV) in the series of "Bulletin on Job-Opportunities in India" brought out by the Directorate General of Employment & Training (DGE&T) in the Ministry of Labour. The study contains information about Job-opportunities that were available during 2000 for the job-seekers holding post-graduate, graduate degree or diploma in the disciplines of engineering, technology, agriculture, medicine, natural sciences, social sciences, teaching and other miscellaneous subjects.
2. All possible efforts were made to collect the information about Job-opportunities during 2000, advertised by the employers both in the Public and Private Sectors by main recruiting agencies, such as Union Public Service Commission, State Public Service Commissions, Railway Recruitment Boards and Staff Selection Commission as well as those notified to Employment Exchanges, including Central Employment Exchange, New Delhi. However, the vacancies, which might have occurred but were not notified to either of the above agencies, could not be taken into account in this study. It is, also, a fact that coverage of vacancies in the Private Sector in most of the States is less.
3. The information presented in this study has been analysed according to various disciplines of studies and sectors of employment, namely Central Government, State Government, Quasi-Government, Local Bodies and Private Sector. Vacancies have also been analysed according to three pay ranges viz., per-mensem pay upto Rs. 5000, Rs. 5001-8000 and Rs.8001 & above as recommended by 5th Pay Commission. The vacancies, which could not be filled by UPSC & State Public Service Commissions for want of suitable candidates, have been presented in Chapter-IX & X.
4. State/Union Territory-wise vacancies have been taken as the State/Union Territory of the concerned department/agency by which vacancies have been notified, if vacancies appeared in the advertisement have not been specifically categorized the place of posting.
5. There were 247 Universities/Institutions of the national importance. Out of these responses were received only from 204 Universities/Institutions during 1999, whereas in 1998, information was received from 197 Universities/Institutions out of the total of 238.
6. The information received from Employment Exchanges through Career Planning Information (CP-I) returns has also been incorporated alongwith vacancies compiled through Employment News for the year, 2000. The responses from Employment Exchanges all over the country remained 50%.
7. The information received on shortage category of occupations/vacancies which could not be filled up by the UPSC, SPSCs and RRBs during the year 2000 relates to UPSC, 17 State Public Service Commissions and 10 Railway Recruitment Boards and thus, comprising a response position of the order of 64%.

8. Most of the information/data presented in this Bulletin has been based on the actual responses.

9. Total shown in the write up as well as in different tables may not tally due to rounding.

10. It is hoped that the information contained in this Bulletin will prove useful for students, Vocational Guidance Officers, Counsellors, Career Masters, Universities/Research Institutions, work-seekers and others interested in the various aspects of careers.

HIGHLIGHTS

Trend in Job opportunities

1. In all 38956 vacancies notified in 2000 to the Union Public Service Commission, State Public Service Commissions, Railway Recruitment Boards and Employment Exchanges including Central Employment Exchange were studied for the purpose of this report.

Job-opportunities by Sectors:

2. The analysis of vacancies notified during 2000 according to various sectors of employment shows that 26% of the vacancies were notified by the Quasi-Government. Central Government notified 25% vacancies. Break-up of vacancies in other sectors was private establishments 22%, State Governments 21%, and Local Bodies 6%.

Job-opportunities by Faculties:

3. The distribution of vacancies notified during 2000 by faculties shows that the maximum 29% of the total vacancies were notified for Social Science & Teaching followed by 25% each for Miscellaneous vacancies for Graduates and Engineers, 9% for medical personnels, 8% for Natural Scientists, about 3% for Agricultural & allied Scientists and 1% for Technologists.

Job-opportunities by Pay-Ranges:

4. About 48% of the vacancies during 2000 were notified in the lowest pay-range upto Rs. 5000 per month, followed by 33% in the middle pay-range of Rs. 5001-8000 per month and 19% of the job offered in the pay-range of Rs. 8001 and above.

Job-opportunities by Experience:

5. Nearly 65% of the vacancies were open to freshers having no previous work experience during 2000.

Job-opportunities by States/U.Ts:

6. Among States/UTs, maximum share of the vacancies notified during 2000 was, 18% of Maharashtra followed by Delhi 17%, Gujarat 14%, Uttar Pradesh 13%, Kerala 9%, Tamil Nadu 4%, Andhra Pradesh 3%, Bihar, Goa, Daman & Diu, Punjab, Rajasthan and West Bengal 2% each. Other States/UTs shared rest of the vacancies.

Out-turn from Universities.:

7. Out-turn of Graduates and Post-Graduates from universities during the year 1999 was 16,81,054 as against 13,87,111 in the year 1998. The data has been received from 204 out of 247 Universities.

8. For the first time discipline-wise out turn of Doctorate Degree Awardees (Ph.D) during the year 1998-199 and 1999-2000 was taken up for analysis in relation to super-speciality jobs. The number of persons awarded Doctorate Degree in the various disciplines during 1999-2000 was 11,286 as against 11,107 during 1998-99.

9. Out-turn of Doctorate Degree Awardees was sufficient enough to cater the need for super speciality jobs.

10. The out-turn from Universities was in bulk as compared to the negligible vacancies advertised during 2000.

CHAPTER-I

JOB-OPPORTUNITIES FOR ENGINEERS

1.1 Nearly 25% of the total Job-opportunities offered during 2000 were meant for engineering personnel. In all, 9756 vacancies for engineers were notified in 2000 as against 9974 during 1999, reflecting a decrease of 2%. Out of these 9756 vacancies, 5276 were meant for persons holding diploma-level qualifications and 4480 for degree holders in either of the engineering disciplines.

Classification of Vacancies:

1.2 Engineering vacancies notified during 2000 have been classified under 34 heads. It may, however, be pointed out that such of the vacancy notifications, where the employing establishments failed to mention specific qualification required, and left them in non-classifiable category, have been shown and classified under the head "Engineers-Unspecified". Vacancies meant for combination of two or more allied subjects have been suitably grouped as 'Architecture-Civil, Electrical-Mechanical' & Mechanical-Metallurgical' etc.

Job-opportunities by Branches of Engineering:

1.3 The study of the vacancies notified during 2000 according to various branches of engineering indicates that out of 9756 vacancies, 23% were meant for those who had specialised in Telecommunication/Line Communication (Telephone & Telegraph) branch, 19% for Electronics & Electrical Microwave/Communication (including Radio), 16% for Civil, 14% for Mechanical Engineering, 11% for Electrical Engineering, 4% for Chemical Engineering, 3% for unspecified branches of Engineering & 2% for Electrical/Mechanical.

Engineering Vacancies by Sectors:

1.4 An analysis of Engineering vacancies notified during 2000 according to the sector of employing establishments has revealed that 58% of the total vacancies belong to the Central Govt., 25% to the Quasi-Govt., 11% to the State Govt., 5% to the Private establishments and the remaining 1% to Local Bodies.

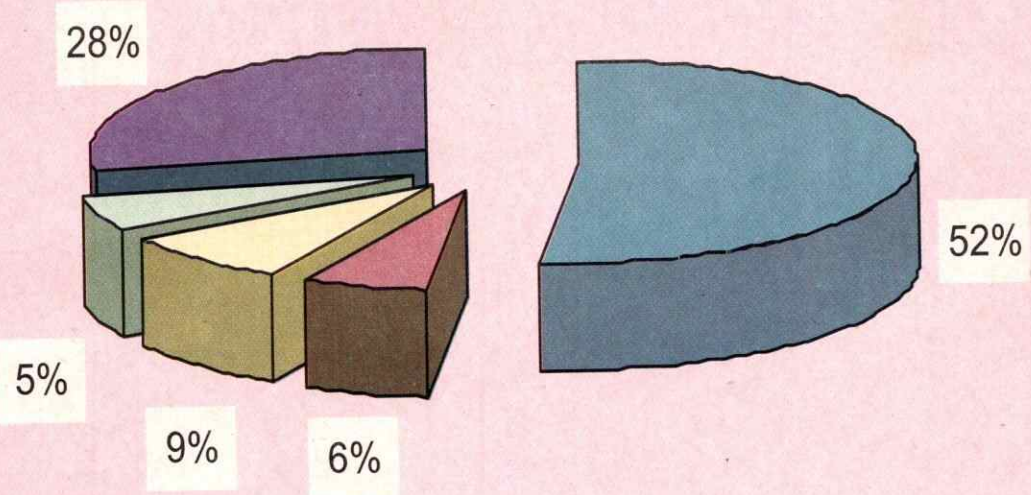
Engineering Job-offers by Pay-Ranges:

1.5 Analysis of the Job-offers made to engineers during 2000 according to pay-ranges reveals that majority of the vacancies (51%) were carrying Job-offers in the lowest pay-range upto Rs. 5000 per month, 29% of the jobs offered in the middle pay-range of Rs. 5001-8000 per month and the rest 20% in the highest pay-range of Rs. 8001 and above per month.

Job-opportunities for Fresh-Engineers:

1.6 It is interesting to note that out of all the vacancies meant for engineers during 2000, 74% vacancies were offered to freshers having no work-experience. Most of these fresher's job-openings belonged to Automobile, Civil, Electrical, Electronics & Electrical Microwave/Communication (including Radio), Electrical/Mechanical, Forging & Heat Treatment, Mechanical, Public Health and Telecommunication/Line Communication (Telephone & Telegraph) disciplines. The table-1 indicates the distribution of percentage of vacancies for engineering degree and diploma holders with or without work-experience.

JOB OPPORTUNITIES BY BRANCHES OF SOCIAL SCIENCES DURING 2000



■ EDUCATION/TEACHING

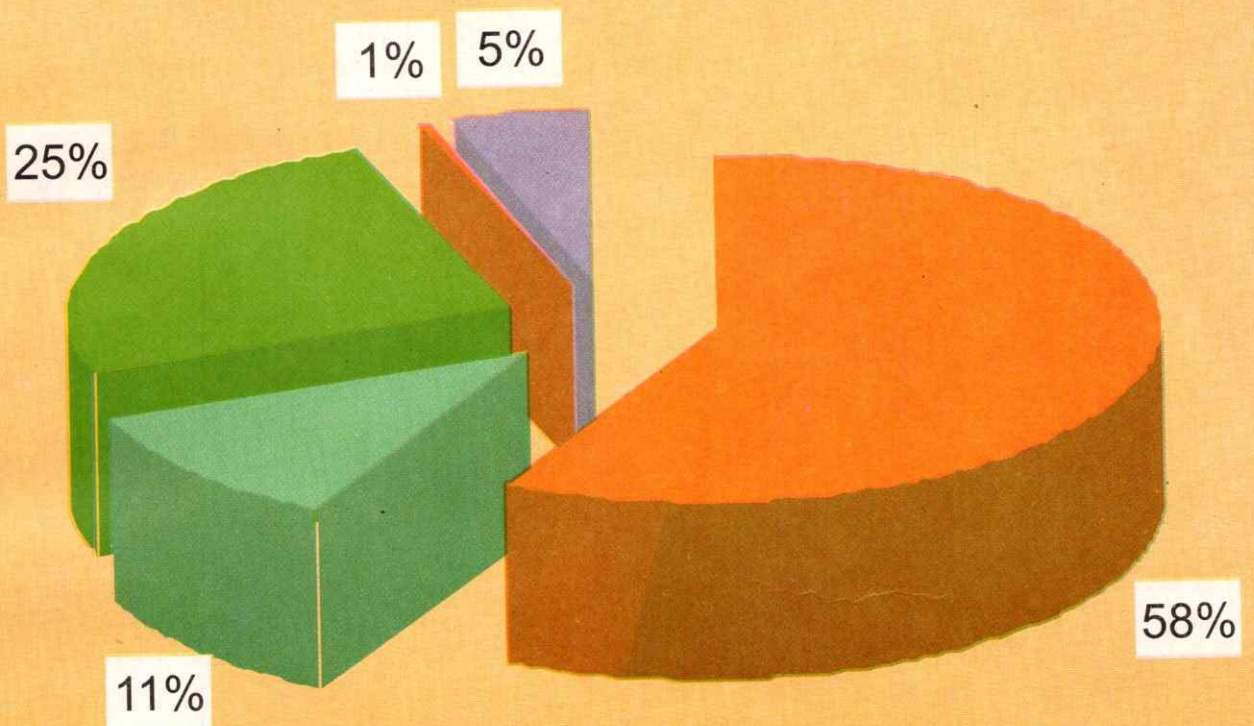
■ HINDI

■ LANGUAGE

■ ENGLISH

■ OTHER SUBJECTS

SECTOR-WISE JOB OPPORTUNITIES FOR ENGINEERS DURING 2000



■ CENTRAL GOVT. ■ STATE GOVT. ■ QUASI GOVT.
■ LOCAL BODIES ■ PRIVATE

TABLE - 1**Distribution of vacancies for Engineers**

Qualification levels	Work experience required	Number of vacancies notified during the year	
		1999	2000
(A) Degree	With experience	2047 (20.5)	1763 (18.1)
	Without experience	4650 (46.6)	2717 (27.8)
	All	6697 (67.1)	4480 (45.9)
(B) Diploma	With experience	1705 (17.1)	796 (8.2)
	Without experience	1572 (15.8)	4480 (45.9)
	All	3277 (32.9)	5276 (54.1)
Total no of vacancies		9974 (100.0)	9756 (100.0)

Note : Figures in brackets represent percentages.

State-wise Dispersion of Job-opportunities:

1.7 The study of the Job-opportunities made out of the vacancy notifications of 2000 meant for engineering personnel according to the location of the employing establishments, showed that 25% came from Delhi followed by Uttar Pradesh 13%, 12% from Maharashtra, 8% from Punjab, 7% from Kerala, 6% from Bihar, 5% from Andhra Pradesh, 4% from Karnataka, 3% from Rajasthan, Tamil Nadu & West Bengal each.

Note : Statistical details relating to the year 2000 have been given in the Table No. 1A, 1B & 1C.

CHAPTER- II

JOB-OPPORTUNITIES FOR TECHNOLOGISTS

2.1 During 2000, 216 vacancies for technologists were notified as against 238 in 1999, reflecting a decrease of 9%.

Classification of Vacancies:

2.2 The vacancies notified for various technological areas have been classified under 26-heads. The last head of vacancies includes such of the vacancies, where the employing establishments either prescribed certain combination of qualifications or no specific qualification.

Job-opportunities by Branches of Technology:

2.3 The study of the vacancies notified in 2000 according to various technological areas shows that 26% of the Job-opportunities offered to Printing Technology, followed by 17% Textile Technology, 14% for Textile Dyeing & Printing Technology, 13% for the Food Technology, 10% for the Chemical, 8% for the other Technological subjects, 4% for the Pharmaceutical & Fine Chemical Technology.

Technology-Vacancies by Sectors:

2.4 Analysis of the vacancies offered to the technologists during 2000 according to the sector of employing establishments has revealed that 60% of these Job-opportunities belonged to the Quasi-Government followed by 20% to Central Government, 13% to State Government, 7% to Private establishments.

Job-offers according to Pay-Range:

2.5 Analysis of the Job-offers made to technologists in 2000 according to pay-ranges shows that 37% vacancies belonged to the highest pay-range of Rs. 8001 & above, 35% job-offered in the lowest pay-range upto Rs. 5000 and 28% job offered between 5001-8000 per month.

Job-opportunities for Fresh Technologists:

2.6 An analysis of the Job-offers made to technologists during 2000 according to the work-experience shows that 60% vacancies were offered to the persons having some previous work-experience whereas 40% vacancies were offered to the persons having no previous experience. Such fresher's job-openings were available to the Chemical, Textile, Dyeing and Printing technology graduates. The following table gives the distribution of vacancies for degree holder technologists with or without work experience.

TABLE - 2

Distribution of vacancies for Technologists

Qualification levels	Work experience required	Number of vacancies notified during the year	
		1999	2000
Degree	With experience	149 (62.6)	129 (59.7)
	Without experience	89 (37.4)	87 (40.3)
Total no. of vacancies		238 (100.0)	216 (100.0)

Note : Figures in brackets represent percentages.

Statewise Dispersion of Job-opportunities:

2.7 The study of the Job-opportunities offered during 2000 through vacancy notifications meant for technologists by location of the employing establishments reveals that 27% of the Jobs came from Maharashtra followed by 24% from Kerala, 14% from Delhi, 8% each from Karnataka and Utter Pradesh, 7% from Uttranchal, 6% from Madhya Pradesh. Remaining States shared the residual portion of Job-opportunities for the technologists.

Note : Statistical details relating to the year 2000 have been given in the Table No. 2A, 2B & 2C.

CHAPTER- III

JOB-OPPORTUNITIES FOR AGRICULTURAL SCIENTISTS

3.1 During 2000, out of the total 38956 Job-opportunities, 1101 (2.8%) were notified for agricultural & allied scientists, as against 1827 in 1999.

Classification of vacancies:

3.2 The vacancies notified for agricultural scientists have been classified into 30 broad categories. The thirtieth category, namely "other agricultural subjects" takes care of all such vacancy notifications where the employing establishments did not mention their specific qualification requirements.

Job-opportunities by Branches of Agricultural Sciences:

3.3 The study of the vacancies notified in 2000 according to branches of agricultural & allied sciences reveals that out of a total of 1101, 20% job-opportunities were shared by Veterinary & Animal Husbandry followed by 11% in Agronomy, 8% in Horticulture, 7% in Plant Breeding & Genetics, 6% in Agricultural Extension and Soil Science, 5% in Fishery & other Agricultural subjects each, 4% in Forestry, Plant Pathology and in Agricultural Botany each, 3% each in Entology and Dairying.

Job-opportunities by Sectors of Employers:

3.4 Analysis of the vacancies notified during 2000 according to the sector of employing establishments indicates that a significant proportion (80%) of the total Job-opportunities were offered by the Quasi Government, 12% by the State Government, 7% by the Central Government and 1% by the Private Sector.

Job-offers according to Pay-Ranges:

3.5 The study of the Job-opportunities notified for agricultural & allied scientists according to pay-ranges reveals that 40% of the total vacancies notified during 2000 belonged to the Middle pay-range of Rs. 5001-8000 and the highest pay-range of Rs. 8001 & above per month. Remaining 20% of the jobs fell in the lowest pay range of upto Rs. 5000 per month.

Job-openings for Freshers:

3.6 It is interesting to find that out of all the vacancies, those were meant for the scientists in the field of agriculture & allied disciplines in 2000, bulk (46%) job-openings were meant for those having no previous work-experience. Such Job-opportunities belonged to the branches of Agricultural Botany, Dairying, Forestry and Veterinary Science & Animal Husbandry. The distribution of the vacancies in the aforementioned disciplines work-experience wise is indicated in the following table:

TABLE- 3**Distribution of Vacancies for Agricultural Scientists**

Qualification level	Work experience required	No. of vacancies offered during the year	
		1999	2000
Degree	With experience	974 (53.3)	594 (54.0)
	Without experience	853 (46.7)	507 (46.0)
Total No. of Vacancies		1827 (100.0)	1101 (100.0)

Note : Figures in brackets represent percentages.

Statewise Dispersion of Job-opportunities:

3.7 Analysis of the Job-opportunities offered during 2000 through vacancy notifications meant for agricultural & allied scientists according to location of the employing establishments shows that 20% of the Jobs belong to the State of Uttar Pradesh, followed by 18% to Delhi, 9% to Bihar, 7% each to Madhya Pradesh and Kerala, 5% to Maharashtra and Haryana each, 4% to Orissa, 3% to Andhra Pradesh, Mizoram and Tamil Nadu 2% to Himachal Pradesh, Jammu & Kashmir, Karnataka, Manipur & Meghalaya each.

NOTE: Statistical details relating to the year 2000 have been given in the Table No. 3A, 3B & 3C.

CHAPTER – IV

JOB-OPPORTUNITIES FOR MEDICAL PERSONNEL

Medical Personnel:

4.1 Out of 38956 vacancies notified during 2000 only 3431 Job-opportunities pertained to the medical personnel as against 5124 during 1999, registering a decline of 4%.

Classification of Vacancies:

4.2 The vacancies notified for medical personnel have been classified into 38 categories. The last category namely, "Medical specialists & unspecified personnel" represents all such vacancies for which the employing establishments did not mention specific specialization & qualification requirements.

Job-opportunities by Branches of Medicine:

4.3 The study of the vacancies notified in 2000 according to branches of medical sciences reveals that out of total 3431 Job-opportunities meant for medical personnel, 34% belonged to the branch of Allopathic Medicine (MBBS) followed by 26% in Nursing, 10% in Pharmacy, 3% in Ayurvedic, MD/Ph.D/MS, Medical Specialists and Clinical Pathology & Bacteriology and in Tubercular Diseases each.

Job-opportunities by Sectors of Employment:

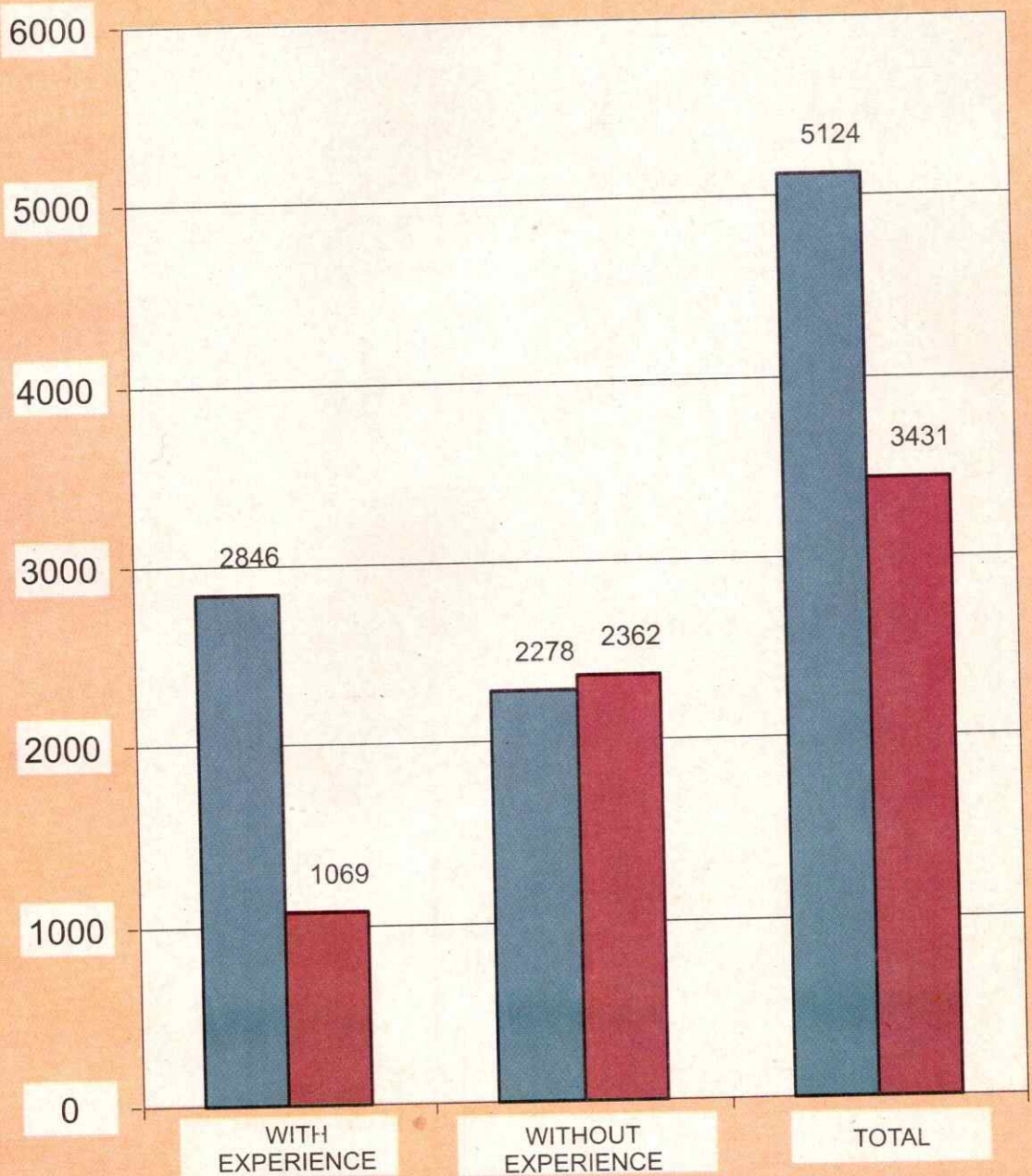
4.4 Analysis of the vacancies notified in 2000 according to the sector of employing establishments shows that 35% Job-opportunities for medical personnel came from State Governments and 27% from Central Government. Out of the remaining Job-opportunities, establishments of Quasi-Government offered 19%, Private Sector 16% and Local Bodies shared only 3% of the residual Job-opportunities.

Job-offers According to Pay-Ranges:

4.5 The study of the Job-offers made to the medical personnel according to pay-ranges reveals that 37% of the total vacancies notified during 2000 belonged to the lowest pay-range upto Rs. 5000 per month, 34% in the highest pay range of Rs. 8001 & above per month and 29% belonged to the middle pay-range of Rs. 5001-8000 per month.

JOB OPPORTUNITIES FOR MEDICAL PERSONNEL

NO. OF VACANCIES



■ 1999 ■ 2000

Job-Openings for Freshers:

4.6 Analysis of the Job-offers made to medical personnel according to work-experience shows that 69% vacancies were offered to freshers during 2000. Such job opportunities related to the areas of Allopathic Medicine (MBBS), Ayurvedic, Clinical Pathology & Bacteriology, Nursing, Occupational Therapy, Pharmacy, Preventive & Social Medical and Tubercular Diseases.

The distribution of vacancies with or without experience are indicated in the following Table:

TABLE - 4**Distribution of vacancies for Medical Personnel**

Qualification level	Required Work experience	No. of vacancies offered during the year	
		1999	2000
Degree	With experience	2846 (55.5)	1069 (31.2)
	Without experience	2278 (44.5)	2362 (68.8)
Total No. of vacancies		5124 (100.0)	3431 (100.0)

Note: Figures in brackets represent percentages.

State-wise Dispersion of Job-opportunities:

4.7 Analysis of the Job-opportunities offered through vacancy notifications of 2000 to medical personnel according to the location of the employing establishments reveals that 22% of the Job-opportunities originated from Delhi followed by 19% from Goa, Daman & Diu, 15% from Maharashtra, 13% from Kerala, 6% from Chandigarh and Andhra Pradesh each, 3% from Uttar Pradesh, Bihar and Pondicherry each & 2% from Tamil Nadu. Remaining States shared the residual portion of Job-opportunities.

NOTE: Statistical details relating to the year 2000 has been given in the Table No. 4A, 4B & 4C.

CHAPTER- V

JOB-OPPORTUNITIES FOR NATURAL SCIENTISTS

5.1 A total of 3195 Job-opportunities for Natural Scientists were notified during 2000, as compared to 3136 during 1999.

Classification of Vacancies:

5.2 The vacancies notified for Natural Scientists have been presented under 24 heads. The last head "Combination of Natural Scientists" includes such vacancies in whose cases the employing establishments have not precisely mentioned the required qualifications.

Job-opportunities by Branches of Natural Sciences:

5.3 The study of the vacancies notified according to branches of natural sciences in 2000 reveals that out of a total of 3195 Job-opportunities, 944 (30%) occurred in combination of Natural Sciences followed by 16% in Physics, 15% in Chemistry, 8% in Biology and Physics, Chemistry & Mathematics, 6% in Zoology, 4% in Geology, 3% in Botany and 2% in Bio-Chemistry. It is observed that persons possessing qualifications in Chemistry, Physics and combination of Physics, Chemistry & Mathematics enjoyed more Job-opportunities.

Job-opportunities by Sectors of Employers:

5.4 Analysis of the vacancies according to the sector of employing establishments shows that 50% of the jobs were contributed by the Quasi-Government, 24% Central Government, 21% State Governments followed by 5% in Private Sector during 2000.

Job-offers According to Pay-Ranges:

5.5 The study of the Job-offers made to natural scientists according to pay-ranges in 2000 reveals that bulk (63%) of the total vacancies carried monthly salaries between Rs. 5001-8000. Of the remaining, 21% offered salaries in the lowest pay-range upto Rs. 5000 and 16% in the highest pay-range of Rs. 8001 and above per month.

Job-opportunities for Freshers:

5.6 It is encouraging for the fresh job seekers, to observe that 55% of the total Job-opportunities during 2000 meant for natural scientists were found as open to the fresh entrants into the world of work having no previous work experience. Such fresh job-openings were arose in the field of Biology, Chemistry, Physics, Geology, Applied Physics and combination of Natural Sciences i.e Zoology, Mathematical Physics and Physics, Chemistry & Mathematics.

TABLE -5**Distribution of vacancies for Natural Scientists**

Qualification level	Work experience required	No. of vacancies offered during the year	
		1999	2000
Degree	With experience	1455 (46.4)	1435 (44.9)
	Without experience	1681 (53.6)	1760 (55.1)
Total no. of vacancies		3136 (100.0)	3195 (100.0)

Note: Figures in brackets represent percentages.

State-wise Dispersion of Job-opportunities:

5.7 The Job-opportunities notified for the natural scientists during 2000 according to the location of the employing establishments, analysed State-wise, shows that Uttar Pradesh & Delhi had a maximum share of 27% each, Maharashtra 10%, Andhra Pradesh 9%, Haryana 4%, Madhya Pradesh 3%, Assam & Kerala 2% each. Other States/U.Ts shared the residual Job-Opportunities.

NOTE: Statistical details relating to the year 2000 have been given in the Table No. 5A, 5B & 5C.

CHAPTER- VI

JOB-OPPORTUNITIES FOR SOCIAL SCIENTISTS & TEACHERS

6.1 Out of the total 38956 Job-opportunities identified during 2000, Social Scientists & Teachers enjoyed a share of 29.5%. In all 11476 Job-opportunities were meant for such categories of personnel during 2000 as against 8918 in 1999. Thus, registering an increase of 7.5%.

Classification of Vacancies:

6.2 The vacancies notified for social scientists & teachers have been classified into 30 heads. The last category which includes all such vacancies, which were not classifiable under a specific category, as the vacancy notifications did not mention a single & precise qualification requirements for the post. Hence, the last head shows such combination of social sciences.

Job-opportunities by Branches of Social Sciences:

6.3 The study of Job-opportunities for the year 2000 according to the branches of social sciences shows that 52% of the vacancies were meant for branch of Education/Teaching, 9% Languages, 6% Hindi, 5% English, 4% each for Mathematics and Sociology/Social Work/Social Science, 3% Law and 2% each for Accountancy, Accountancy Chartered & Economics in the Stock of vacancies during 2000.

Job-opportunities by Sectors of Employers:

6.4 Analysis of the vacancies according to the sector of employing establishments shows that 32% of the total Job-opportunities in 2000 meant for social scientists and teachers came from State Governments, 20% of these Job-opportunities were contributed by Private Establishments, 18% by Quasi-Government and Local Bodies each and 12% by Central Government.

Job-offers According to Pay-Ranges:

6.5. The study of the Job-offers made to social scientists & teachers during 2000 according to pay-ranges reveals that 41% of the total vacancies were notified in the lowest pay-range upto Rs. 5000 and in the pay-range between Rs. 5001-8000 and the rest 18% in the highest pay-range of Rs. 8001 & above per month.

Job-opportunities for Freshers:

6.6. The job-seekers desirous of entering into the world of work may be encouraged to find that the bulk of the Job-opportunities i.e. 77% were offered in 2000 to the freshers having no previous work experience requirement. Such job openings for freshers in 2000 arose in teaching areas as also in the disciplines like Education/Teaching, English, Hindi, Geography, Languages, Psychology and Mathematics. In 2000, Job-offers for fresher followed up the same trend as in 1999 by adopting the same disciplines. The distribution of the vacancies with or without experience are shown in the following Table:

TABLE - 6**Distribution of vacancies for Social Scientists and Teachers**

Qualification level	Work experience required	No. of vacancies offered during the year	
		1999	2000
Degree	With experience	2068 (23.2)	2592 (22.6)
	Without experience	6850 (76.8)	8884 (77.4)
Total no. of vacancies		8918 (100.0)	11476 (100.0)

Note: Figures in brackets represent percentages

State-wise Dispersion of Job-opportunities:

6.7 The job-opportunities notified in 2000 for the social scientists and teachers according to the location of the employing establishments shows that 35% of the Job-opportunities were shared alone by Maharashtra State followed by Uttar Pradesh 22%, Delhi 14%, Kerala 7%, Tamil Nadu 6%, Gujarat 4%, Madhya Pradesh 2% and other States & Union Territories shared residual Job-opportunities.

NOTE: Statistical details relating to the year 2000 have been given in the Table No. 6A, 6B & 6C.

CHAPTER - VII

JOB-OPPORTUNITIES FOR GRADUATES

7.1 This chapter provides a review of the Job-opportunities that emerged out of the vacancy notifications meant for the Honours & Pass course Graduates in the residual disciplines (Arts, Science & Commerce), including Diploma holders not elsewhere covered in the preceding chapters. An attempt has, therefore, been made to give a complete account of all Job-opportunities through the coverage of even miscellaneous vacancies as could be identified from various sources mentioned in the Introductory part of this Bulletin. These miscellaneous areas, inter-alia, include the Job-opportunities in the disciplines such as commercial art, Journalism, library science, company secretaryship, banking, hotel management, catering & nutrition, physical education & Music etc. It is pertinent to mention here that the Graduates can improve their job-prospects after acquiring diplomas in either of the fields enumerated above.

Classification of Graduates:

7.2 The vacancies notified for Graduates have been classified under 25 heads. The last head presents the vacancies which were not classifiable under a specific category as the vacancy notifications did not mention clearly the precise qualification required for the post. Hence, the last head includes all such combined nature of unspecified vacancies.

Job-opportunities by Branches:

7.3 The study of the Job-opportunities of 2000 according to the branches/disciplines reveals that the bulk of the vacancies (54%) pertained to other vacancies (unspecified). This share is 51% when compared with jobs offered during 1999.

Job-opportunities by Sectors of Employers:

7.4 Analysis of the vacancies according to sectors of employing establishments indicates that nearly 54% of the total Job-opportunities for Graduates in 2000 were offered by the Private establishments followed by 22% in Quasi-Government. The State Governments contributed 13% towards the Job-opportunities for graduates. Central Government (10%) & Local Bodies (1%) shared rest of the vacancies.

Job-opportunities According to Pay-Ranges:

7.5 The study of the Job-offers made to Graduates during 2000 under the three pay-ranges reveals that 70% of the total vacancies carried a monthly salary upto Rs. 5000 and 20% Job-offers offered a monthly pay some-where between Rs. 5001-8000. Only 10% of the Job-offers carried an attractive salary of Rs. 8001 & above per month.

Job-opportunities for Freshers:

7.6 It is heartening for the Graduates to note that 46% of the total Job-opportunities in 2000, meant for them did not require any previous work-experience and out of a total of 9781 Job-opportunities as many as 4492 were offered to fresh entrants. These opportunities belonged to the areas such as office work (suitable for pass graduates in Science, Arts & Commerce), Fine Art, Banking, Catering, Hotel Management, Library Science, Music Vocal, Physical Education and other vacancies (unspecified qualifications).

TABLE - 7

Distribution of vacancies for Miscellaneous Graduates

Qualification level	Work experience required	No. of vacancies offered during the year	
		1999	2000
Graduate	With experience	6539 (57.9)	5289 (54.1)
	Without experience	4758 (42.1)	4492 (45.9)
Total no. of vacancies		11297 (100.0)	9781 (100.0)

Note : Figures in brackets represent percentages.

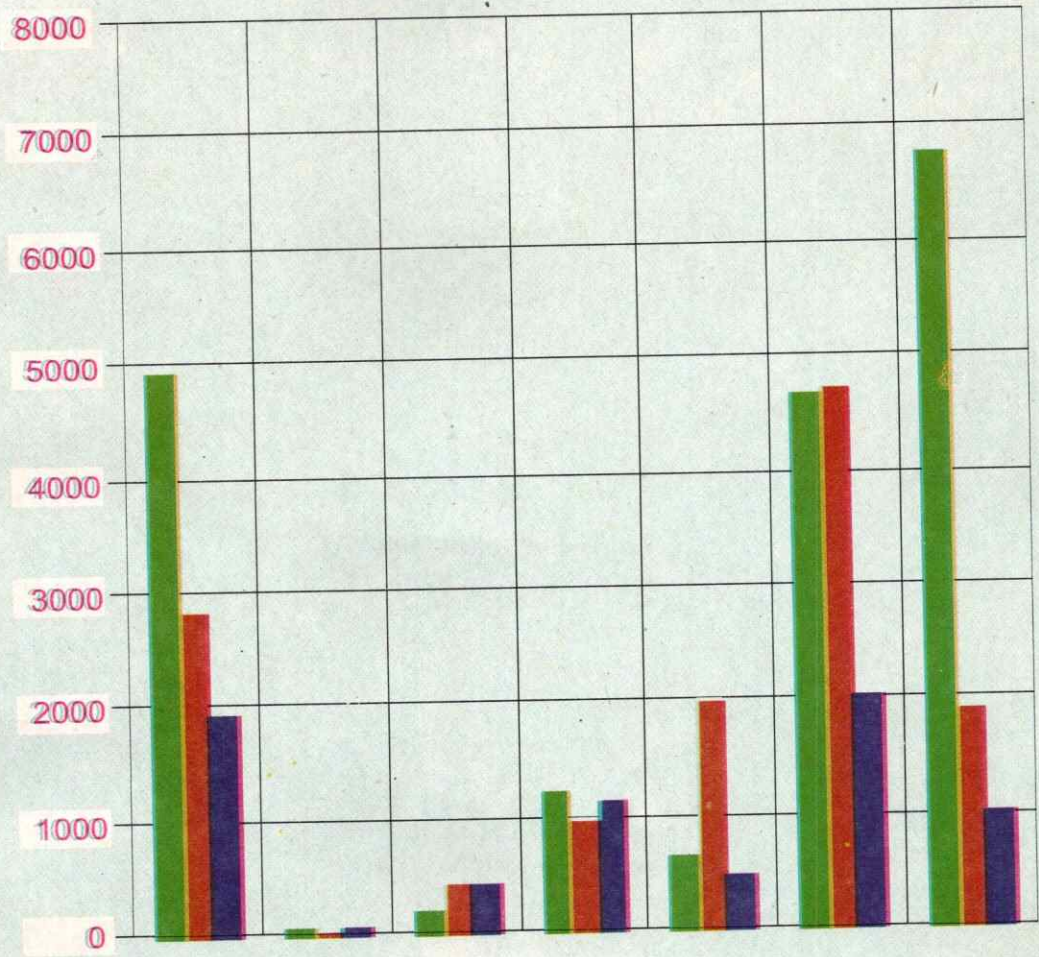
State-wise Dispersion of Job-opportunities:

7.7 The Job-opportunities notified in 2000 by the employing establishments for Graduates and Diploma holders in miscellaneous categories according to the location indicate that job seekers in Gujarat enjoyed maximum 52% of the total Job-opportunities. Other employers who contributed belonged to the States of Kerala 13%, Maharashtra 9%, Delhi 8%, Rajasthan and Uttar Pradesh each 3%, Tamil Nadu and West Bengal each 2%. The remaining States/UTs shared the rest of the Job-opportunities.

NOTE: Statistical details relating to the year 2000 have been given in the Table No. 7A, 7B & 7C.

JOB OPPORTUNITIES FOR GRADUATES

NO. OF VACANCIES



FACULTY

■ UPTO Rs. 5000 ■ BETWEEN Rs. 5001-8000 ■ Rs. 8001 & ABOVE

CHAPTER - VIII

SUMMARY AND CONCLUSION

8.1 One of the major concerns of the job-seekers; Vocational Guidance Officers; Employment Officers and Man-power Planners in the present economic scenario is to find out areas/disciplines which have significant employment potential as also those areas/occupations in which shortages of manpower are being experienced by the employers so as to guide the youth coming out of the schools/Universities into productive channels of employment. In this direction, the chapters IX & X of this study present shortage areas/occupations as reported to by various recruiting agencies such as Union Public Service Commission, State Public Service Commissions, etc. It is felt that information contained in these chapters would be of immense use to the job seekers, Planners, trainers, educational institutions, employers, counsellors and V.G/E.Os etc.

Analysis of Demand:

8.2 The present chapter presents a study of demand and supply of University Graduates/Post-Graduates/Doctorates in the context of job opportunities notified in the country, besides, presenting principal findings of all faculties discussed in the previous chapters. The demand in terms of vacancies in the fields of engineering & technology, agricultural sciences, medical sciences, natural sciences, social sciences and miscellaneous groups alongwith total out-turn from the Universities & Institutions has also been analyzed in this chapter.

8.3 The study of demand side has been made on the basis of the number of vacancies notified by the employers for graduates, post-graduates, Doctorate awardees etc., to various recruiting agencies. This study has taken into account all such vacancies, which were notified in 2000 to Union Public Service Commission, State Public Service Commissions, Railway Recruitment Boards, Banking Service Recruitment Boards, Agricultural Scientists Recruitment Boards and Employment Exchanges including Central Employment Exchange under the provisions of Employment Exchanges (Compulsory Notifications of vacancies) Act, 1959. The coverage, though very narrow, certainly gives a broad picture on demand in the labour market

8.4 The information contained in this study relates to 38956 vacancies notified in 2000. A rising trend in vacancy notifications has been observed in the fields of natural sciences and social sciences including education/teaching as compared to study in 1999.

8.5 In 2000, maximum 11476 vacancies were referred for Social Science including Education/Teaching comprising 29% of the total vacancies. Other faculties with significant number of vacancies notified were Engineering and Miscellaneous categories (25%) each, Medical (9%), Natural Science (8%) etc.

8.6 Sector-wise break up of all the vacancies received in the year 2000 shows that the Quasi-Government reported 10010 (26%) vacancies followed by Central Government 9774 (25%), Private establishments 8730 (22%), State Governments 8126 (21%) and Local Bodies 2316 (6%).

8.7 Of the pay-ranges under which all the vacancies were made available in 2000 reveals that there were 18686 (48%) vacancies in the lowest pay-range upto Rs. 5000 per month, 13033 (33%) vacancies in the group of pay between Rs. 5001-8000 per month and 7237 (19%) in the top pay-range of "8001 & above per month".

8.8 Analysis of the data shows that overwhelming majority of the jobs during 2000 were open to freshers. Out of the total jobs, 25289 (65%) jobs did not require any previous work experience during the year 2000.

8.9 Analysis of vacancies according to States/UTs shows that 6915 (18%) of them were located in Maharashtra during 2000. Some other States where bulk vacancies were located during 2000 were 17% in Delhi, 14% in Gujarat, 13% in Uttar Pradesh, 9% in Kerala, 3% in Andhra Pradesh & Tamil Nadu (each), 2% in Bihar, Goa, Daman & Diu and Punjab (each).

Analysis of Supply:

8.10 To get the information pertaining to the out-turn of Graduates and Post-Graduates during the year 1999, 247 Universities/Institutions (deemed Universities) were addressed. Information was received from 80% Universities/Institutions. The number of persons

passed out in Degree/Post-Graduate degree courses from these Universities were 16,81,054 in 1999 as against 1387111 in 1998. This shows an increase in the out-turn over the previous year.

8.11 Further analysis shows that there was increase in out turn registered in Engg. & Tech. followed by Medical Science, Law, Commerce/Management, Science, Arts, Education, Agriculture, Veterinary Science and lastly miscellaneous faculties. Substantial increase in the disciplines of Engg. & Tech. and Medical Science may be attributed to the Government's liberal policy towards establishing more private Engg. & Medical Colleges.

8.12 To analyse the supply side for super speciality jobs, out-turn of persons awarded doctorate degrees during the year 1998-99 and 1999-2000, was studied and the information was collected from UGC, New Delhi. The number of persons awarded Doctorate Degrees in the various disciplines during 1999-2000 was 11,296 as against 11,107 during 1998-99. This shows an increase in the out turn of about 2% over the previous year.

8.13 Further, analysis shows that there was 45% increase in the out-turn registered in Veterinary Science followed by 17% in Education & Medicine, 10% in Commerce & Management, 4% in Eng. & Technology and about 1% in Arts discipline.

Some disciplines like miscellaneous faculties (Music, Fine Arts, Library Science, Physical Education, Journalism, Social Work etc); Agriculture, Law and Natural Science recorded the decreasing trend. This decline varied from 7% in miscellaneous, about 2% in Agriculture, around 1% in Law and negligible share in Natural Science.

8.14 Study of Table IX & X reveals that the out turn of Doctorate Awardees is sufficient enough to cater the need for super speciality jobs but vacancies probably remained unfilled due to number of years experience weightage attached. As already pointed in para 10-1 and 10-3 of chapter X, Union Public Service Commission has referred the matter to the Ministry of Health & Family Welfare to find out some criteria / method to fill up super speciality jobs in medical profession.

8.15 Lastly, during the period under reference the demand in vacancies registered a mixed trend. Job Opportunities in the Labour Market during the said period were

insignificant as compared to bulk discipline wise out-turn from Universities/Institutions. However, this imbalance between the passed out candidates and job opportunities available in the economy might have perhaps been diverted the passed out candidates towards persuing higher education and training for enhancement of educational/professional qualifications, taking up self-employment, getting absorbed in the private establishments etc. A good chunk of them might have preferred to prepare for the various competitive examinations.

CHAPTER - IX

UNION PUBLIC SERVICE COMMISSION VACANCIES

9.1 The Union Public Service Commission, located in New Delhi, looks after the task of recruitment for the Government of India. Employing departments of the Central Government refer their requirements of personnel to the U.P.S.C. The posts are advertised in "Employment News" and other leading newspapers as deemed fit by Commission. Selection against the posts is based on tests and/ or interviews, advertisements appear on every second/fourth Saturdays of the months.

9.2 During the year 2000-2001 the Commission held 9 examinations for recruitment to various Civil Services/posts besides conducting 5 examinations for the Defence Services. The number of applications for admission to various examinations held during the year under report were 7,62,501 as against 9,52,365 for the previous year. The number of candidates who appeared at examinations were 407949. Candidates interviewed were 3351 for various Civil Services/posts during 2000-2001 as compared to 3487 during previous year. During the same period 4177 candidates were recommended for appointment to Civil and Defence Services/posts by the Commission.

9.3 As regards posts for which recruitment were made through interviews , the Commission received 376 requisitions for 1369 posts during the year under report. Besides, 1558 posts were carried over from previous year making a total of 2927 posts for which requisitions were processed. The number of applications received during the year were 48019. 5662 candidates were interviewed and 1050 were recommended for appointments to various posts.

9.4 The main groups in which the posts/vacancies were classified for recruitments by Commission were Medical, Engineering, Scientific & Technical, Non-Technical and Teaching. Amongst Non-Technical groups, majority of the posts were meant for Law. Within the Engineering category, Works Managers (Engineering Safety) had a major share. Within the Medical group, vacancies for Medical specialized group took lead and no specific discipline took lead in Scientific & Technical group. Teaching had major share in Medical and Engineering branches in specialized fields. Details of the examinations and nature of vacancies can be had from the "51th Annual Report" published and brought out by the Union Public Service Commission.

CHAPTER - X

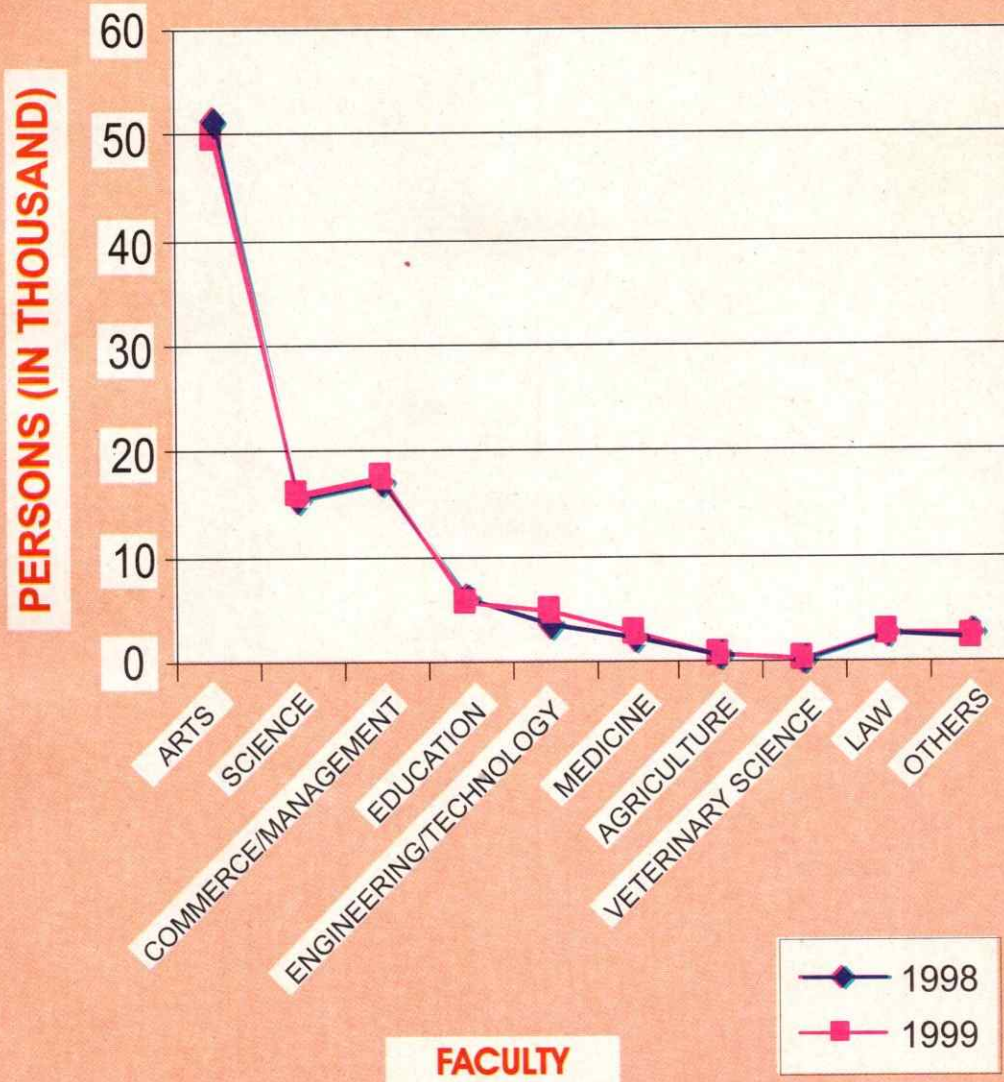
VACANCIES, WHICH COULD NOT BE FILLED BY UPSC, STATE PUBLIC SERVICE COMMISSIONS AND RAILWAY RECRUITMENT BOARDS.

10.1 During 2000-2001 the Union Public Service Commission, could not find suitable candidates for 179 posts as a result of interviews. Of these 179 posts, 21 posts were reserved for candidates belonging to Scheduled Castes, 31 for candidates belonging to the Scheduled Tribes and 73 for Other Backward Classes. The remaining 54 posts were unreserved. These posts mainly could not be filled up because these posts required specialized medical or engineering qualifications. Further enquiries lead to general shortage of medical specialists (particularly super specialists) with suitable qualifications and experience conforming to the standards prescribed for various medical posts. The Commission has advised the Ministry of Health & Family Welfare to explore the possibility of introducing certain measures to contain this problem. List of posts for which suitable candidates could not be found by UPSC during the year 2000-2001 is given in Table No-9.

10.2 To get the information about advertised vacancies, which could not be filled during the year 2000, State Public Service Commissions, Staff Selection Commission, New Delhi and Railway Recruitment Boards were addressed. The information was received from 27 Commissions/Recruitment Boards namely State Public Service Commissions; Andhra Pradesh, Assam, Gujarat, Haryana, Himachal Pradesh, Kerala, Karnataka, Madhya Pradesh, Maharashtra, Manipur, Meghalaya, Orissa, Rajasthan, Tamil Nadu, Tripura, Uttar Pradesh, West Bengal and Railway Recruitment Boards Mumbai, Kolkata, Gwahati, Secundrabad, Bhopal, Bangalore, Bhubaneshwar, Gorakhpur, Jammu and Trivandrum out of a total 42 Commissions/Railway Recruitment Boards.

10.3 The State Public Service Commissions, Staff Selection Commission and Railway Recruitment Boards were asked to give reasons for non filling up of posts. Various reasons spelt out by different State Public Service Commissions and RRBs were summarized as such, local candidates not available, non was found suitable/eligible, post kept pending as per Government's direction, decision regarding qualification was not taken, not received any application, received less applications as compared to no. of posts, not secured minimum qualifying marks, lone SC/ST candidate called for interview did not turn up, candidates

FACULTY-WISE NO. OF PERSONS OBTAINED DEGREE & POST GRADUATE DEGREE



could not qualify written test/ skill test/psychological test etc. These reasons are meant for all categories of candidates including reserved categories in generals.

10.4 Details of vacancies, designation of posts, qualifications prescribed for the vacancies which could not be filled by the State Public Service Commissions and Railway Recruitment Boards during the year 2000 have been given in Table 10.

TABLE-1A
Vacancies for Engineers under various sectors by Pay-ranges during 2000.

Sl. No.	Branches of Engineering	Basic Pay upto Rs. 5000 p.m.				
		Central Govt.	State Govt.	Quasi Govt.	Local Bodies	Pvt.
1.	2.	3.	4.	5.	6.	7.
1.	Air-Conditioning and Refrigeration	-	-	-	-	-
2.	Aeronautical	-	-	1	-	-
3.	Agricultural	-	2	2	-	-
4.	Aircraft Maintenance	-	-	-	-	-
5.	Architecture	3	1	-	-	-
6.	Architecture Civil	-	-	-	-	-
7.	Automobile	-	-	1	-	-
8.	Broadcasting & Television	-	-	-	-	2
9.	Civil (including Municipal)	551	78	145	18	6
10.	Chemical	59	-	147	1	48
11.	Electrical	241	44	44	5	35
12.	Electronics & Electrical Microwave/ Communication (including Radio)	385	67	152	-	8
13.	Electrical/Mechanical	68	16	19	2	18
14.	Forging & Heat Treatment	14	-	-	-	-
15.	Highways & Raods	-	-	-	-	-
16.	Hydraulics & Dam	-	-	-	-	-
17.	Instrument	1	-	12	-	-
18.	Internal combustion	-	-	-	-	-
19.	Marine	1	-	-	-	-
20.	Machine Tools & Die Sinking	2	-	8	-	-
21.	Mechanical	184	109	28	-	25
22.	Mechanical/Metallurgical	-	-	-	-	12
23.	Metallurgical	1	1	-	-	1
24.	Mining	17	-	1	-	1
25.	Navel Architecture	-	-	-	-	-
26.	Production (Methods, Safety, Planning, Manufacturing & Industrial etc.)	-	-	15	-	5
27.	Public Health	-	58	-	-	-
28.	Structural	-	-	-	-	-
29.	Soil Mechanics & Foundation	-	-	-	-	-
30.	Sound	-	-	-	-	-
31.	Telecommunication/Line Communication (Telephone & Telegraph)	1631	530	14	-	22
32.	Tool	-	-	-	-	-
33.	Town & Country Planning	-	-	-	-	-
34.	Engineers Unspecified (Branches not specified)	45	7	9	-	21
	TOTAL	3203	913	598	26	204

Contd.....

TABLE-1A
Vacancies for Engineers under various sectors by Pay-ranges during 2000.

Sl. No.	Branches of Engineering	Basic Pay between Rs. 5001-8000 p.m.				
		Central Govt.	State Govt.	Quasi Govt.	Local Bodies	Pvt.
1	2	8	9	10	11	12
1.	Air-Conditioning and Refrigeration	-	-	10	-	-
2.	Aeronautical	22	1	5	-	-
3.	Agricultural	1	2	28	-	-
4.	Aircraft Maintenance	-	-	-	-	-
5.	Architecture	-	2	2	1	-
6.	Architecture Civil	-	-	-	-	-
7.	Automobile	5	-	9	3	1
8.	Broadcasting & Television	-	-	-	-	-
9.	Civil (including Municipal)	267	27	88	4	6
10.	Chemical	25	-	41	-	-
11.	Electrical	407	7	73	-	19
12.	Electronics & Electrical Microwave/ Communication (including Radio)	387	30	385	-	9
13.	Electrical/Mechanical	23	-	34	-	1
14.	Forging & Heat Treatment	-	-	-	-	-
15.	Highways & Raods	-	-	-	-	-
16.	Hydraulics & Dam	-	-	-	-	-
17.	Instrument	11	-	11	-	1
18.	Internal combustion	-	-	-	-	-
19.	Marine	-	-	1	-	-
20.	Machine Tools & Die Sinking	-	-	6	-	-
21.	Mechanical	556	1	178	-	19
22.	Mechanical/Metallurgical	1	3	2	-	12
23.	Metallurgical	23	-	11	-	2
24.	Mining	-	-	1	-	-
25.	Navel Architecture	-	-	-	-	-
26.	Production (Methods, Safety, Planning, Manufacturing & Industrial etc.)	5	1	5	-	-
27.	Public Health	1	-	-	-	-
28.	Structural	1	-	2	-	-
29.	Soil Mechanics & Foundation	1	-	-	-	-
30.	Sound	-	-	1	-	-
31.	Telecommunication/Line Communication (Telephone & Telegraph)	5	-	7	-	-
32.	Tool	-	-	-	-	-
33.	Town & Country Planning	-	-	-	-	-
34.	Engineers Unspecified (Branches not specified)	16	1	29	-	-
	TOTAL	1757	75	929	8	70

Contd.....

TABLE-1A
Vacancies for Engineers under various sectors by Pay-ranges during 2000.

Sl. No.	Branches of Engineering	Basic Pay Rs. 8001 and above p.m.					Total of Cols.(3-17)
		Central Govt.	State Govt.	Quasi Govt.	Local Bodies	Pvt.	
1	2	13	14	15	16	17	18
1.	Air-Conditioning and Refrigeration	-	-	-	-	-	10
2.	Aeronautical	-	1	6	-	-	36
3.	Agricultural	2	-	11	-	-	48
4.	Aircraft Maintenance	-	-	-	-	-	-
5.	Architecture	-	-	4	-	1	14
6.	Architecture Civil	-	-	-	-	-	-
7.	Automobile	6	-	-	-	14	41
8.	Broadcasting & Television	-	-	-	-	-	-
9.	Civil (including Municipal)	222	17	101	2	23	1555
10.	Chemical	2	-	107	-	-	430
11.	Electrical	75	39	62	-	13	1064
12.	Electronics & Electrical Microwave/ Communication (including Radio)	153	41	125	-	132	1874
13.	Electrical/Mechanical	-	1	59	-	2	243
14.	Forging & Heat Treatment	-	-	2	-	-	16
15.	Highways & Raods	-	-	-	-	-	-
16.	Hydraulics & Dam	-	-	-	-	-	-
17.	Instrument	5	-	17	-	-	58
18.	Internal combustion	-	-	10	-	-	10
19.	Marine	-	-	24	-	-	26
20.	Machine Tools & Die Sinking	-	-	1	-	-	17
21.	Mechanical	162	13	111	-	6	1392
22.	Mechanical/Metallurgical	2	-	-	-	13	45
23.	Metallurgical	3	-	6	-	-	48
24.	Mining	-	-	125	-	-	145
25.	Navel Architecture	3	-	1	-	-	4
26.	Production (Methods, Safety, Planning, Manufacturing & Industrial etc.)	6	-	21	-	1	59
27.	Public Health	-	-	-	-	-	59
28.	Structural	-	-	4	-	-	7
29.	Soil Mechanics & Foundation	-	-	-	-	-	1
30.	Sound	-	1	-	-	-	2
31.	Telecommunication/Line Communication (Telephone & Telegraph)	40	1	1	-	-	2251
32.	Tool	-	-	-	-	3	3
33.	Town & Country Planning	-	-	-	-	-	-
34.	Engineers Unspecified (Branches not specified)	21	2	130	-	17	298
	TOTAL	702	116	928	2	225	9756

Source: Employment Exchnages in the country & Employment News

TABLE-1B
Vacancies for Engineers (Degree/Diploma Holders) according to work-experience during 2000.

Sl. No.	Branches of Engineering	Vacancies						Total
		Diploma Holders		Degree Holdres		Grand Total		
		With Exp.	Without Exp.	With Exp.	Without Wxp.	With Exp.	Without Exp.	
1	2	3	4	5	6	7	8	9
1.	Air-Conditioning and Refrigeration	-	-	-	10	-	10	10
2.	Aeronautical	4	-	26	6	30	6	36
3.	Agricultural	1	-	27	20	28	20	48
4.	Aircraft Maintenance	-	-	-	-	-	-	-
5.	Architecture	2	2	4	6	6	8	14
6.	Architecture Civil	-	-	-	-	-	-	-
7.	Automobile	3	32	2	4	5	36	41
8.	Broadcasting & Television	-	-	-	-	-	-	-
9.	Civil (including Municipal)	247	494	200	614	447	1108	1555
10.	Chemical	55	23	102	250	157	273	430
11.	Electrical	124	517	122	301	246	818	1064
12.	Electronics & Electrical Microwave/ Communication (including Radio)	134	593	400	747	534	1340	1874
13.	Electrical/Mechanical	31	109	52	51	83	160	243
14.	Foreging & Heat Treatment	-	-	2	14	2	14	16
15.	Highways & Raods	-	-	-	-	-	-	-
16.	Hydraulics & Dam	-	-	-	-	-	-	-
17.	Instrument	12	8	18	20	30	28	58
18.	Internal combustion	-	10	-	-	-	10	10
19.	Marine	2	-	24	-	26	-	26
20.	Machine Tools & Die Sinking	12	1	4	-	16	1	17
21.	Mechanical	118	363	379	532	497	895	1392
22.	Mechanical/Metallurgical	1	9	20	15	21	24	45
23.	Metallurgical	2	5	23	18	25	23	48
24.	Mining	2	61	81	1	83	62	145
25.	Navel Architecture	-	-	4	-	4	-	4
26.	Production (Methods, Safety, Planning, Manufacturing & Industrial etc.)	15	1	26	17	41	18	59
27.	Public Health	-	58	-	1	-	59	59
28.	Structural	-	-	7	-	7	-	7
29.	Soil Mechanics & Foundation	1	-	-	-	1	-	1
30.	Sound	-	-	1	1	1	1	2
31.	Telecommunication/Line Communication (Telephone & Telegraph)	12	2127	50	62	62	2189	2251
32.	Tool	-	3	-	-	-	3	3
33.	Town & Country Planning	-	-	-	-	-	-	-
34.	Engineers Unspecified (Branches not specified)	18	64	189	27	207	91	298
TOTAL		796	4480	1763	2717	2559	7197	9756

Source: Employment Exchnages in the country & Employment News

TABLE-IC
State-wise and Sector-wise Vacancies for Engineer during 2000.

Sl. No.	State/Uts	Central Govt.	State Govt.	Quasi Govt.	Local Bodies	Pvt.	Total	% age to Total
1	2	3	4	5	6	7	8	9
1.	Andaman & Nicobar	19	-	8	-	-	27	0.28
2.	Andhra Pradesh	180	97	189	4	14	484	4.96
3.	Arunachal Pradesh	16	2	6	-	-	24	0.25
4.	Assam	116	-	5	-	2	123	1.26
5.	Bihar	398	3	83	-	69	553	5.67
6.	Chandigarh	34	10	3	-	3	50	0.51
7.	Chhattisgarh	13	-	16	-	-	29	0.30
8.	Dadra & Nagar Haveli	-	-	-	-	-	-	0.00
9.	Delhi	1674	54	721	1	-	2450	25.11
10.	Goa, Daman & Diu	24	54	2	-	114	194	1.99
11.	Gujarat	4	2	35	2	15	58	0.60
12.	Haryana	18	29	59	-	9	115	1.18
13.	Himachal Pradesh	3	-	-	-	-	3	0.03
14.	Jammu & Kashmir	26	1	2	-	-	29	0.03
15.	Jharkhand	-	-	2	-	-	2	0.02
16.	Karnataka	208	-	105	-	71	384	3.94
17.	Kerala	306	183	226	-	9	724	7.42
18.	Lakshadweep	-	-	-	-	-	-	0.00
19.	Madhya Pradesh	43	1	33	-	7	84	0.86
20.	Maharashtra	302	299	343	26	163	1133	11.61
21.	Manipur	-	-	2	-	-	2	0.02
22.	Meghalaya	-	-	64	-	2	66	0.68
23.	Mizoram	-	6	2	-	-	8	0.08
24.	Nagaland	6	1	1	-	-	8	0.08
25.	Orissa	105	4	4	-	1	114	1.17
26.	Pondicherry	-	8	4	-	-	12	0.12
27.	Punjab	693	8	32	-	4	737	7.55
28.	Rajasthan	28	260	1	-	1	290	2.97
29.	Sikkim	3	-	-	-	-	3	0.03
30.	Tamil Nadu	169	9	133	1	15	327	3.35
31.	Tripura	-	-	1	-	-	1	0.01
32.	Uttar Pradesh	1065	7	215	-	-	1287	13.19
33.	Uttanchal	-	-	112	-	-	112	1.15
34.	West Bengal	209	66	46	2	-	323	3.31
35.	* State-wise breakup not available	-	-	-	-	-	-	0.00
	TOTAL	5662	1104	2455	36	499	9756	100.00

* Relates mostly to vacancies notified by Railway Recruitment Boards and some vacancies notified to UPSC for which place of duty was not specified.

Source: Employment Exchnages in the country & Employment News

TABLE-2A
Vacancies for Technologists under various sectors by Pay-ranges during 2000.

Sl. No.	Branches of Technology	Basic Pay upto Rs. 5000 p.m.				
		Central Govt.	State Govt.	Quasi Govt.	Local Bodies	Pvt.
1.	2.	3.	4.	5.	6.	7.
1.	Alcohol	-	-	-	-	-
2.	Ceramic	-	-	-	-	-
3.	Chemical	-	-	-	-	-
4.	Fiber	-	-	-	-	-
5.	Food	-	-	-	-	-
6.	Glass	-	-	-	-	-
7.	Fuel	-	-	-	-	-
8.	Hosiery	-	-	-	-	-
9.	Intermediate & Dyes	-	-	-	-	-
10.	Jute	-	-	-	-	-
11.	Leather	-	-	-	-	-
12.	Oil, Fats & Waxes	-	-	-	-	-
13.	Paper	-	-	-	-	-
14.	Paints, Pigments & Varnishes	-	-	1	-	-
15.	Petroleum	-	-	-	-	-
16.	Pharmaceutical & Fine Chemicals	-	-	-	-	-
17.	Plastics	-	-	-	-	-
18.	Printing	27	12	8	-	-
19.	Rubber	-	-	-	-	-
20.	Silicate	-	-	-	-	-
21.	Suger	4	-	-	-	1
22.	Textile	7	-	3	-	11
23.	Textile, Chemistry	-	-	-	-	-
24.	Textile, Dyeing & Painting	-	-	-	-	-
25.	Wood and Timber	-	-	-	-	-
26.	Other Technological Subjects	-	-	2	-	-
	TOTAL	38	12	14	0	12

Contd.....

TABLE-2A
Vacancies for Technologists under various sectors by Pay-ranges during 2000.

Sl. No.	Branches of Technology	Basic pay between Rs. 5001-8000 p.m				
		Central Govt.	State Govt.	Quasi Govt.	Local Bodies	Pvt.
1.	2.	8	9	10	11	12
1.	Alcohol	-	-	-	-	-
2.	Ceramic	-	-	-	-	-
3.	Chemical	-	-	4	-	-
4.	Fiber	-	-	-	-	-
5.	Food	-	-	18	-	-
6.	Glass	-	-	-	-	-
7.	Fuel	-	-	-	-	-
8.	Hosiery	-	-	-	-	-
9.	Intermediate & Dyes	-	-	-	-	-
10.	Jute	-	-	-	-	-
11.	Leather	-	-	-	-	-
12.	Oil, Fats & Waxes	-	-	1	-	-
13.	Paper	-	-	1	-	-
14.	Paints, Pigments & Varnishes	-	-	-	-	-
15.	Petroleum	-	-	1	-	-
16.	Pharmaceutical & Fine Chemicals	-	-	8	-	-
17.	Plastics	-	-	1	-	-
18.	Printing	1	-	2	-	-
19.	Rubber	-	-	-	-	-
20.	Silicate	-	-	-	-	-
21.	Suger	-	-	-	-	-
22.	Textile	2	-	6	-	-
23.	Textile, Chemistry	-	-	-	-	-
24.	Textile, Dyeing & Painting	-	-	1	-	-
25.	Wood and Timber	1	-	2	-	-
26.	Other Technological Subjects	-	2	9	-	-
	TOTAL	4	2	54	0	0

Contd.....

TABLE-2A
Vacancies for Technologists under various sectors by Pay-ranges during 2000.

Sl. No.	Branches of Technology	Basic pay Rs. 8001 and above					Total of Cols (3-17)
		Central Govt.	State Govt.	Quasi Govt.	Local Bodies	Pvt.	
1.	2.	13	14	15	16	17	18
1.	Alcohol	-	-	-	-	-	-
2.	Ceramic	-	-	-	-	-	-
3.	Chemical	-	-	17	-	-	21
4.	Fiber	-	-	-	-	-	-
5.	Food	-	-	11	-	-	29
6.	Glass	-	-	-	-	-	-
7.	Fuel	-	-	-	-	-	-
8.	Hosiery	-	-	-	-	-	-
9.	Intermediate & Dyes	-	-	-	-	-	-
10.	Jute	-	-	-	-	-	-
11.	Leather	-	-	-	-	-	-
12.	Oil, Fats & Waxes	-	-	-	-	-	1
13.	Paper	-	-	-	-	-	1
14.	Paints, Pigments & Varnishes	-	-	-	-	-	1
15.	Petroleum	-	-	-	-	-	1
16.	Pharmaceutical & Fine Chemicals	-	1	-	-	-	9
17.	Plastics	-	-	2	-	-	3
18.	Printing	-	2	5	-	-	57
19.	Rubber	-	-	-	-	-	-
20.	Silicate	-	-	-	-	-	-
21.	Suger	-	-	-	-	-	5
22.	Textile	1	-	4	-	2	36
23.	Textile, Chemistry	-	-	-	-	-	-
24.	Textile, Dyeing & Painting	-	12	18	-	-	31
25.	Wood and Timber	-	-	-	-	-	3
26.	Other Technological Subjects	1	-	4	-	-	18
	TOTAL	2	15	61	0	2	216

Source: Employment Exchnages in the country & Employment News

TABLE-2B
Vacancies for Technologists according to work-experience during 2000.

Sl. No.	Branches of Technology	Vacancies for Technologists during 2000.		
		With Experience	Without Experience	Total
1.	2.	3	4	5
1.	Alcohol	-	-	-
2.	Ceramic	-	-	-
3.	Chemical	6	15	21
4.	Fiber	-	-	-
5.	Food	27	2	29
6.	Glass	-	-	-
7.	Fuel	-	-	-
8.	Hosiery	-	-	-
9.	Intermediate & Dyes	-	-	-
10.	Jute	-	-	-
11.	Leather	-	-	-
12.	Oil, Fats & Waxes	1	-	1
13.	Paper	1	-	1
14.	Paints, Pigments & Varnishes	1	-	1
15.	Petroleum	-	1	1
16.	Pharmaceutical & Fine Chemicals	2	7	9
17.	Plastics	3	-	3
18.	Printing	54	3	57
19.	Rubber	-	-	-
20.	Silicate	-	-	-
21.	Suger	1	4	5
22.	Textile	18	18	36
23.	Textile, Chemistry	-	-	-
24.	Textile, Dyeing & Painting	1	30	31
25.	Wood and Timber	2	1	3
26.	Other Technological Subjects	12	6	18
TOTAL		129	87	216

Source: Employment Exchnages in the country & Employment News

TABLE-2C
State-wise and Sector-wise vacancies for Technologist during 2000.

Sl. No.	State/Uts	Central Govt.	State Govt.	Quasi Govt.	Local Bodies	Pvt.	Total	% age to Total
1	2	3	4	5	6	7	8	9
1.	Andaman & Nicobar	-	-	-	-	-	-	-
2.	Andhra Pradesh	-	-	-	-	-	-	-
3.	Arunachal Pradesh	-	-	-	-	-	-	-
4.	Assam	-	-	-	-	-	-	-
5.	Bihar	-	-	2	-	-	2	0.93
6.	Chandigarh	-	-	-	-	-	-	-
7.	Chhattisgarh	-	-	-	-	-	-	-
8.	Dadra & Nagar Haveli	-	-	-	-	-	-	-
9.	Delhi	4	4	22	-	-	30	13.89
10.	Goa, Daman & Diu	-	-	-	-	-	-	-
11.	Gujarat	4	-	1	-	2	7	3.24
12.	Haryana	-	-	1	-	-	1	0.46
13.	Himachal Pradesh	1	-	-	-	-	1	0.46
14.	Jammu & Kashmir	-	-	2	-	-	2	0.93
15.	Jharkhand	-	-	-	-	-	-	-
16.	Karnataka	-	-	17	-	-	17	7.87
17.	Kerala	-	24	27	-	-	51	23.61
18.	Lakshadweep	-	-	-	-	-	-	-
19.	Madhya Pradesh	-	-	13	-	-	13	6.02
20.	Maharashtra	27	-	20	-	12	59	27.32
21.	Manipur	-	-	-	-	-	-	-
22.	Meghalaya	-	-	-	-	-	-	-
23.	Mizoram	-	-	-	-	-	-	-
24.	Nagaland	-	-	-	-	-	-	-
25.	Orissa	-	-	-	-	-	-	-
26.	Pondicherry	-	-	-	-	-	-	-
27.	Punjab	-	-	-	-	-	-	-
28.	Rajasthan	-	-	-	-	-	-	-
29.	Sikkim	-	-	-	-	-	-	-
30.	Tamil Nadu	1	-	-	-	-	1	0.46
31.	Tripura	-	-	-	-	-	-	-
32.	Uttar Pradesh	7	1	9	-	-	17	7.87
33.	Uttranchal	-	-	15	-	-	15	6.94
34.	West Bengal	-	-	-	-	-	-	-
35.	* State-wise breakup not available	-	-	-	-	-	-	-
	TOTAL	44	29	129	0	14	216	100.00

* Relates mostly to vacancies notified by Railway Recruitment Boards and some vacancies notified to UPSC for which place of duty was not specified.

Source: Employment Exchnages in the country & Employment News

TABLE-3A
Vacancies for Agricultural Scientists under various sectors by Pay-ranges during 2000.

Sl. No.	Branches of Agriculture	Basic Pay upto Rs. 5000 p.m.				
		Central Govt.	State Govt.	Quasi Govt.	Local Bodies	Pvt.
1.	2.	3.	4.	5.	6.	7.
1.	Agronomy	3	-	13	-	-
2.	Agricultural Bacteriology	-	-	-	-	-
3.	Agricultural Botany	1	-	4	-	-
4.	Agricultural Chemistry	-	-	1	-	-
5.	Agricultural Economics	-	1	4	-	-
6.	Entomology	-	-	7	-	-
7.	Agricultural Extension	-	-	2	-	-
8.	Agricultural Marketing	-	-	-	-	-
9.	Agricultural Meteorology	-	-	-	-	1
10.	Agricultural Microbiology	-	-	4	-	-
11.	Agricultural Sociology	-	-	-	-	-
12.	Agricultural Statistics	-	-	-	-	-
13.	Animal Nutrition	-	-	2	-	-
14.	Animal Pathology	-	-	-	-	-
15.	Co-operation	-	-	2	-	-
16.	Dairying	-	-	-	-	-
17.	Fishery	-	-	35	-	-
18.	Forestry	-	-	-	-	-
19.	Horticulture	2	2	15	-	-
20.	Land Development	-	-	-	-	-
21.	Mycology & Plant Pathology	-	-	1	-	-
22.	Plant Pathology	2	-	18	-	-
23.	Plant Breeding & Genetics	-	-	3	-	-
24.	Plant Physiology	-	-	1	-	-
25.	Poultry Farming	-	-	-	-	-
26.	Soil Science	1	3	12	-	-
27.	Veterinary Science & Animal Husbandry	2	51	14	-	-
28.	Warehousing	-	-	-	-	-
29.	Water Conservation	-	-	-	-	-
30.	Other Agricultural Subjects	2	-	10	-	-
	TOTAL	13	57	148	0	1

Contd.....

TABLE-3A
Vacancies for Agricultural Scientists under various sectors by Pay-ranges during 2000.

Sl. No.	Branches of Agriculture	Basic Pay between Rs. 5001-8000 p.m.				
		Central Govt.	State Govt.	Quasi Govt.	Local Bodies	Pvt.
1.	2.	8	9	10	11	12
1.	Agronomy	1	13	55	2	1
2.	Agricultural Bacteriology	-	-	-	-	-
3.	Agricultural Botany	-	21	4	-	-
4.	Agricultural Chemistry	-	11	6	-	-
5.	Agricultural Economics	-	-	11	-	-
6.	Entomology	1	-	10	-	-
7.	Agricultural Extension	-	1	20	-	-
8.	Agricultural Marketing	-	-	-	-	-
9.	Agricultural Meteorology	-	-	3	-	-
10.	Agricultural Microbiology	1	-	3	-	-
11.	Agricultural Sociology	-	-	-	-	-
12.	Agricultural Statistics	-	1	7	-	-
13.	Animal Nutrition	-	-	5	-	-
14.	Animal Pathology	-	-	3	-	-
15.	Co-operation	-	-	-	-	-
16.	Dairying	-	16	3	-	-
17.	Fishery	1	-	9	-	-
18.	Forestry	-	-	48	-	-
19.	Horticulture	-	1	27	-	1
20.	Land Development	-	-	2	-	-
21.	Mycology & Plant Pathology	-	-	3	-	-
22.	Plant Pathology	-	-	13	-	-
23.	Plant Breeding & Genetics	-	-	35	-	-
24.	Plant Physiology	-	-	7	-	-
25.	Poultry Farming	-	-	5	-	-
26.	Soil Science	-	2	23	-	-
27.	Veterinary Science & Animal Husbandry	10	1	38	-	-
28.	Warehousing	-	-	-	-	-
29.	Water Conservation	-	-	-	-	-
30.	Other Agricultural Subjects	-	7	14	-	-
	TOTAL	14	74	354	2	2

Contd.....

TABLE-3A
Vacancies for Agricultural Scientists under various sectors by Pay-ranges during 2000.

Sl. No.	Branches of Agriculture	Basic Pay Rs. 8001 and above p.m.					Total of Col (3-17)
		Central Govt.	State Govt.	Quasi Govt.	Local Bodies	Pvt.	
1.	2.	13	14	15	15	17	18
1.	Agronomy	5	-	29	1	2	125
2.	Agricultural Bacteriology	-	-	-	-	-	-
3.	Agricultural Botany	-	-	11	-	-	41
4.	Agricultural Chemistry	-	-	6	-	-	24
5.	Agricultural Economics	-	-	10	-	-	26
6.	Entomology	1	-	17	-	-	36
7.	Agricultural Extension	4	1	36	-	1	65
8.	Agricultural Marketing	-	-	-	-	-	-
9.	Agricultural Meteorology	-	-	1	-	-	5
10.	Agricultural Microbiology	-	-	3	-	-	11
11.	Agricultural Sociology	-	-	-	-	-	-
12.	Agricultural Statistics	-	-	2	-	2	12
13.	Animal Nutrition	-	-	9	-	-	16
14.	Animal Pathology	-	-	2	-	-	5
15.	Co-operation	-	-	1	-	-	3
16.	Dairying	-	-	13	-	-	32
17.	Fishery	2	-	10	-	-	57
18.	Forestry	-	-	6	-	-	54
19.	Horticulture	1	-	39	-	-	88
20.	Land Development	-	-	4	-	-	6
21.	Mycology & Plant Pathology	-	-	1	-	-	5
22.	Plant Pathology	-	-	13	-	-	46
23.	Plant Breeding & Genetics	1	-	42	-	-	81
24.	Plant Physiology	-	-	7	-	-	15
25.	Poultry Farming	-	-	4	-	-	9
26.	Soil Science	-	-	21	-	-	62
27.	Veterinary Science & Animal Husbandry	34	-	75	-	-	225
28.	Warehousing	-	-	-	-	-	-
29.	Water Conservation	-	-	-	-	-	-
30.	Other Agricultural Subjects	1	-	18	-	-	52
	TOTAL	49	1	380	1	5	1101

Source: Employment Exchanges in the country & Employment News

TABLE-3B**Vacancies for Agricultural Scientists according to work-experience during 2000.**

Sl. No.	Branches of Agriculture	Vacancies for Agricultural Scientists		
		With Experience	Without Experience	Total
1	2.	3	4	5
1.	Agronomy	70	55	125
2.	Agricultural Bacteriology	-	-	-
3.	Agricultural Botany	12	29	41
4.	Agricultural Chemistry	11	13	24
5.	Agricultural Economics	16	10	26
6.	Entomology	26	10	36
7.	Agricultural Extension	46	19	65
8.	Agricultural Marketing	-	-	-
9.	Agricultural Meteorology	4	1	5
10.	Agricultural Microbiology	11	-	11
11.	Agricultural Sociology	-	-	-
12.	Agricultural Statistics	6	6	12
13.	Animal Nutrition	10	6	16
14.	Animal Pathology	4	1	5
15.	Co-operation	1	2	3
16.	Dairying	6	26	32
17.	Fishery	51	6	57
18.	Forestry	9	45	54
19.	Horticulture	62	26	88
20.	Land Development	3	3	6
21.	Mycology & Plant Pathology	4	1	5
22.	Plant Pathology	28	18	46
23.	Plant Breeding & Genetics	52	29	81
24.	Plant Physiology	13	2	15
25.	Poultry Farming	6	3	9
26.	Soil Science	33	29	62
27.	Veterinary Science & Animal Husbandary	84	141	225
28.	Warehousing	-	-	-
29.	Water Conservation	-	-	-
30.	Other Agricultural Subjects	26	26	52
	TOTAL	594	507	1101

Source: Employment Exchnages in the country & Employment News

TABLE-3C
State-wise and Sector-wise vacancies for Agricultural Scientists during 2000.

Sl. No.	State/Uts	Central Govt.	State Govt.	Quasi Govt.	Local Bodies	Pvt.	Total	% age to Total
1	2	3	4	5	6	7	8	9
1.	Andaman & Nicobar	2	-	4	-	-	6	0.55
2.	Andhra Pradesh	-	-	36	-	-	36	3.27
3.	Arunachal Pradesh	-	-	-	-	-	-	-
4.	Assam	-	-	11	-	-	11	1.00
5.	Bihar	1	-	97	-	-	98	8.90
6.	Chandigarh	-	-	1	-	-	1	0.09
7.	Chhattisgarh	-	-	-	-	-	-	-
8.	Dadra & Nagar Haveli	-	-	-	-	-	-	-
9.	Delhi	49	1	147	-	-	197	17.89
10.	Goa, Daman & Diu	-	-	1	-	-	1	0.09
11.	Gujarat	-	-	6	1	1	8	0.73
12.	Haryana	2	-	49	-	-	51	4.63
13.	Himachal Pradesh	-	-	22	-	-	22	2.00
14.	Jammu & Kashmir	-	-	25	-	-	25	2.27
15.	Jharkhand	-	-	-	-	-	-	-
16.	Karnataka	5	-	17	-	-	22	2.00
17.	Kerala	1	51	22	-	-	74	6.72
18.	Lakshadweep	-	-	-	-	-	-	-
19.	Madhya Pradesh	-	-	78	-	-	78	7.09
20.	Maharashtra	1	-	44	2	6	53	4.81
21.	Manipur	-	-	17	-	-	17	1.55
22.	Meghalaya	2	-	16	-	-	18	1.63
23.	Mizoram	-	2	29	-	-	31	2.82
24.	Nagaland	-	-	15	-	-	15	1.36
25.	Orissa	11	4	31	-	-	46	4.18
26.	Pondicherry	1	1	7	-	-	9	0.82
27.	Punjab	-	-	1	-	-	1	0.09
28.	Rajasthan	-	-	12	-	1	13	1.18
29.	Sikkim	-	-	5	-	-	5	0.45
30.	Tamil Nadu	-	-	37	-	-	37	3.36
31.	Tripura	-	-	1	-	-	1	0.09
32.	Uttar Pradesh	1	73	145	-	-	219	19.89
33.	Uttanchal	-	-	1	-	-	1	0.09
34.	West Bengal	-	-	5	-	-	5	0.45
35.	* State-wise break-up not available	-	-	-	-	-	-	-
	TOTAL	76	132	882	3	8	1101	100.00

* Relates mostly to vacancies notified by Railway Recruitment Boards and some vacancies notified to UPSC for which place of duty was not specified.

Source: Employment Exchnages in the country & Employment News

TABLE-4A
Vacancies for Medical Personnel under various sectors by Pay-ranges during 2000.

Sl. No.	Branches of Medicine	Basic Pay upto Rs. 5000 p.m.				
		Central Govt.	State Govt.	Quasi Govt.	Local Bodies	Pvt.
1.	2.	3.	4.	5.	6.	7.
1.	Allopathic Medicine (MBBS)	15	-	2	4	154
2.	Anaesthesia	-	-	-	-	-
3.	Anatomy	-	-	-	-	-
4.	Ayurvedic	-	28	-	-	-
5.	Cardiology	-	-	-	-	-
6.	Clinical Pathology & Bacteriology	38	4	3	-	-
7.	Dietetics	-	-	3	-	-
8.	Dental Surgery	-	-	-	-	-
9.	Dermatology	-	-	-	-	-
10.	Forensic Medicine	-	-	-	-	-
11.	General Surgery	-	-	-	-	-
12.	Gynaecology, Obstetrics	1	-	-	-	-
13.	Homeopathic	-	-	-	-	-
14.	Laryngology & Otolaryngology	-	-	-	-	-
15.	Malariaology & Communicable Diseases	-	-	-	-	-
16.	Maternity, Child Welfare and Health	-	-	-	-	-
17.	Medical, Bio-Chemistry	2	-	-	-	-
18.	Medical Radiology and Electrology	-	1	3	-	-
19.	Microbiology	-	-	-	-	-
20.	Nursing	377	158	33	25	92
21.	Occupational Therapy	2	24	1	-	9
22.	Ophthalmic Medicine & Surgery	-	-	-	-	-
23.	Orthopaedic Surgery	-	-	-	-	-
24.	Paediatrics	2	-	-	-	-
25.	Pharmacy	56	136	40	21	15
26.	Pharmacology, Medical	1	-	1	-	-
27.	Physiology	-	-	-	-	-
28.	Physiotherapy	-	-	-	-	-
29.	Preventive & Social Medicine (Industrial Health)	-	-	-	-	-
30.	Psychiatry	1	-	-	-	-
31.	Psychology, Medical	-	-	-	-	-
32.	Public Health	2	-	-	-	-
33.	Sanitary Science	1	-	-	-	-
34.	Tubercular Diseases	-	-	-	-	-
35.	Tropical Medicine	-	-	-	-	-
36.	Unani	-	-	1	-	-
37.	Venereology	-	-	-	2	-
38.	MD/Ph.D/MS, Medical Specialists (Unspecified Others)	-	-	-	-	5
	TOTAL	498	352	88	50	275

Contd.....

TABLE-4A
Vacancies for Medical Personnel under various sectors by Pay-ranges during 2000.

Sl. No.	Branches of Medicine	Basic Pay between Rs. 5001-8000 per month				
		Central Govt.	State Govt.	Quasi Govt.	Local Bodies	Pvt.
1.	2.	8	9	10	11	12
1.	Allopathic Medicine (MBBS)	56	456	39	6	48
2.	Anaesthesia	-	-	-	-	-
3.	Anatomy	-	-	1	-	-
4.	Ayurvedic	26	-	17	-	-
5.	Cardiology	-	-	-	-	-
6.	Clinical Pathology & Bacteriology	-	-	1	-	-
7.	Dietetics	-	-	1	-	-
8.	Dental Surgery	5	-	1	-	-
9.	Dermatology	-	-	-	-	-
10.	Forensic Medicine	1	-	7	-	-
11.	General Surgery	-	-	7	-	-
12.	Gynaecology, Obstetrics	-	2	2	-	12
13.	Homeopathic	3	37	-	-	-
14.	Laryngology & Otolaryngology	-	-	2	-	-
15.	Malariology & Communicable Diseases	-	-	-	-	-
16.	Maternity, Child Welfare and Health	-	-	-	-	-
17.	Medical, Bio-Chemistry	2	-	2	-	-
18.	Medical Radiology and Electrology	-	-	7	-	1
19.	Microbiology	1	-	-	-	-
20.	Nursing	3	42	99	-	-
21.	Occupational Therapy	1	-	1	-	-
22.	Ophthalmic Medicine & Surgery	-	-	2	-	-
23.	Orthopaedic Surgery	-	-	6	-	-
24.	Paediatrics	-	-	5	-	-
25.	Pharmacy	7	14	10	-	-
26.	Pharmacology, Medical	1	-	8	-	1
27.	Physiology	2	-	1	-	-
28.	Physiotherapy	3	-	1	-	-
29.	Preventive & Social Medicine (Industrial Health)	-	10	-	-	1
30.	Psychiatry	2	-	3	-	-
31.	Psychology, Medical	2	-	6	-	-
32.	Public Health	-	-	-	-	-
33.	Sanitary Science	1	-	5	-	-
34.	Tubercular Diseases	-	-	-	-	-
35.	Tropical Medicine	-	-	-	-	-
36.	Unani	-	-	1	-	-
37.	Venereology	-	-	-	-	-
38.	MD/Ph.D/MS, Medicial Specialists (Unspecified Others)	1	-	10	1	-
	TOTAL	117	561	245	7	63

Contd.....

TABLE-4A

Vacancies for Medical Personnel under various sectors by Pay-ranges during 2000.

Sl. No.	Branches of Medicine	Basic Pay Rs. 8001 and above per month					Total of Col (3-17)
		Central Govt.	State Govt.	Quasi Govt.	Local Bodies	Pvt.	
1.	2.	13	14	15	16	17	18
1.	Allopathic Medicine (MBBS)	72	66	54	14	192	1178
2.	Anaesthesia	15	15	13	1	-	44
3.	Anatomy	-	-	-	-	-	1
4.	Ayurvedic	1	-	6	30	1	109
5.	Cardiology	20	4	23	1	-	48
6.	Clinical Pathology & Bacteriology	42	2	9	-	-	99
7.	Dietetics	-	-	-	-	-	4
8.	Dental Surgery	5	1	1	-	-	13
9.	Dermatology	2	1	2	-	-	5
10.	Forensic Medicine	2	-	10	-	-	20
11.	General Surgery	20	8	18	-	-	65
12.	Gynaecology, Obstetrics	11	4	2	-	-	22
13.	Homeopathic	-	2	-	-	-	42
14.	Laryngology & Otolaryngology	-	-	1	-	-	3
15.	Malariaology & Communicable Diseases	-	-	-	-	-	-
16.	Maternity, Child Welfare and Health	-	-	-	-	-	-
17.	Medical, Bio-Chemistry	-	-	-	-	-	6
18.	Medical Radiology and Electrology	39	6	14	1	-	72
19.	Microbiology	1	6	8	-	1	17
20.	Nursing	6	13	43	-	-	891
21.	Occupational Therapy	-	-	-	-	-	38
22.	Ophthalmic Medicine & Surgery	-	2	3	-	-	7
23.	Orthopaedic Surgery	9	2	7	-	-	24
24.	Paediatrics	11	7	15	1	-	41
25.	Pharmacy	6	60	-	2	4	372
26.	Pharmacology, Medical	-	1	30	-	-	42
27.	Physiology	-	-	-	-	-	3
28.	Physiotherapy	2	-	2	-	-	9
29.	Preventive & Social Medicine (Industrial Health)	-	-	1	-	-	11
30.	Psychiatry	-	4	6	-	-	16
31.	Psychology, Medical	-	-	-	-	-	8
32.	Public Health	-	-	3	-	-	5
33.	Sanitary Science	-	-	-	-	-	7
34.	Tubercular Diseases	-	90	-	-	-	90
35.	Tropical Medicine	-	-	4	-	-	4
36.	Unani	-	-	-	-	-	2
37.	Venereology	-	-	3	-	-	3
38.	MD/Ph.D/MS, Medical Specialists (Unspecified Others)	34	7	48	1	1	110
	TOTAL	298	301	326	51	199	3431

Source: Employment Exchanges in the country & Employment News

TABLE-4B
Vacancies for Medical Personnel according to work-experience during 2000.

Sl. No.	Branches of Medicine	Vacancies for Medical Personnel		
		With Experience	Without Experience	Total
1.	2.	3.	4	5
1.	Allopathic Medicine (MBBS)	243	935	1178
2.	Anaesthesia	29	15	44
3.	Anatomy	1	-	1
4.	Ayurvedic	24	85	109
5.	Cardiology	42	6	48
6.	Clinical Pathology & Bacteriology	15	84	99
7.	Dietetics	4	-	4
8.	Dental Surgery	6	7	13
9.	Dermatology	4	1	5
10.	Forensic Medicine	19	1	20
11.	General Surgery	48	17	65
12.	Gynaecology, Obstetrics	17	5	22
13.	Homeopathic	42	-	42
14.	Laryngology & Otolaryngology	3	-	3
15.	Malariaology & Communicable Diseases	-	-	-
16.	Maternity, Child Welfare and Health	-	-	-
17.	Medical, Bio-Chemistry	2	4	6
18.	Medical Radiology and Electrolgy	61	11	72
19.	Microbiology	10	7	17
20.	Nursing	130	761	891
21.	Occupational Therapy	3	35	38
22.	Ophthalmic Medicine & Surgery	5	2	7
23.	Orthopaedic Surgery	23	1	24
24.	Paediatrics	17	24	41
25.	Pharmacy	161	211	372
26.	Pharmacology, Medical	40	2	42
27.	Physiology	-	3	3
28.	Physiotherapy	7	2	9
29.	Preventive & Social Medicine (Industrial Health)	1	10	11
30.	Psychiatry	10	6	16
31.	Psychology, Medical	6	2	8
32.	Public Health	3	2	5
33.	Sanitary Science	6	1	7
34.	Tubercular Diseases	-	90	90
35.	Tropical Medicine	4	-	4
36.	Unani	1	1	2
37.	Venereology	3	-	3
38.	MD/Ph.D/MS, Medical Specialists (Unspecified Others)	79	31	110
	TOTAL	1069	2362	3431

Source: Employment Exchnages in the country & Employment News

TABLE-4C
State-wise and Sector-wise vacancies for Medical Personnel during 2000.

Sl. No.	State/Uts	Central Govt.	State Govt.	Quasi Govt.	Local Bodies	Pvt.	Total	% age to Total
1	2	3	4	5	6	7	8	9
1.	Andaman & Nicobar	20	1	-	-	-	21	0.61
2.	Andhra Pradesh	15	44	83	-	57	199	5.80
3.	Arunachal Pradesh	1	-	-	-	-	1	0.03
4.	Assam	-	-	3	-	20	23	0.67
5.	Bihar	10	6	67	-	6	89	2.60
6.	Chandigarh	16	70	121	-	-	207	6.03
7.	Chhattisgarh	-	-	-	-	-	-	-
8.	Dadra & Nagar Haveli	-	-	-	-	-	-	-
9.	Delhi	556	134	70	6	-	766	22.33
10.	Goa, Daman & Diu	30	415	2	4	189	640	18.65
11.	Gujarat	-	1	3	-	2	6	0.17
12.	Haryana	-	-	13	-	-	13	0.38
13.	Himachal Pradesh	-	-	-	-	-	-	-
14.	Jammu & Kashmir	5	-	1	-	-	6	0.17
15.	Jharkhand	-	-	-	-	-	-	-
16.	Karnataka	-	-	9	-	5	14	0.41
17.	Kerala	76	308	47	5	1	437	12.74
18.	Lakshadweep	1	-	-	-	-	1	0.03
19.	Madhya Pradesh	7	2	10	-	-	19	0.55
20.	Maharashtra	73	53	52	93	234	505	14.72
21.	Manipur	-	-	-	-	-	-	-
22.	Meghalaya	37	8	13	-	-	58	1.69
23.	Mizoram	-	40	7	-	-	47	1.37
24.	Nagaland	-	-	-	-	-	-	-
25.	Orissa	27	-	8	-	-	35	1.02
26.	Pondicherry	2	92	-	-	-	94	2.74
27.	Punjab	1	-	4	-	21	26	0.76
28.	Rajasthan	6	-	-	-	-	6	0.17
29.	Sikkim	-	-	-	-	-	-	-
30.	Tamil Nadu	20	23	36	-	2	81	2.36
31.	Tripura	-	-	-	-	-	-	-
32.	Uttar Pradesh	6	-	95	-	-	101	2.95
33.	Uttanchal	-	-	6	-	-	6	0.17
34.	West Bengal	4	17	9	-	-	30	0.88
35.	* State-wise break-up not available	-	-	-	-	-	-	-
	TOTAL	913	1214	659	108	537	3431	100.00

* Relates mostly to vacancies notified by Railway Recruitment Boards and some vacancies notified to UPSC for which place of duty was not specified.

Source: Employment Exchnages in the country & Employment News

TABLE-5A
Vacancies for Natural Scientists under various sectors by Pay-ranges during 2000.

Sl. No.	Branches of Natural Sciences	Basic Pay upto Rs. 5000 p.m.				
		Central Govt.	State Govt.	Quasi Govt.	Local Bodies	Pvt.
1.	2.	3.	4.	5.	6.	7.
1.	Astronomy	-	-	-	-	-
2.	Biology	-	3	19	-	1
3.	Botany	12	2	21	-	-
4.	Chemistry	13	2	33	3	21
5.	Chemistry Analytical	-	-	-	-	-
6.	Chemistry Bio-	8	-	4	-	-
7.	Chemistry Industrial	-	-	-	-	-
8.	Chemistry Inorganic	1	-	-	-	-
9.	Geology	4	3	2	-	2
10.	Geology Applied	-	1	-	-	-
11.	Geophysics	2	-	1	-	-
12.	Meteorology	-	-	-	-	-
13.	Microbiology	-	-	9	-	-
14.	Oceanography	-	-	-	-	-
15.	Physics	135	3	16	-	1
16.	Physics, Applied	-	2	-	-	6
17.	Physics, Bio-	-	-	-	-	-
18.	Physics, Mathematical	-	-	-	-	21
19.	Physics, Chemistry & Mathematics	38	7	21	-	9
20.	Physics, Nuclear	-	-	-	1	7
21.	Physiology	1	-	-	-	-
22.	Spectroscopy	-	-	-	-	-
23.	Zoology	6	1	13	-	-
24.	Combination of Natural Science Subjects	57	26	133	-	10
	TOTAL	277	50	272	4	78

Contd.....

TABLE-5A
Vacancies for Natural Scientists under various sectors by Pay-ranges during 2000.

Sl. No.	Branches of Natural Sciences	Basic Pay between 5001-8000 p.m.				
		Central Govt.	State Govt.	Quasi Govt.	Local Bodies	Pvt.
1.	2.	8	9	10	11	12
1.	Astronomy	-	-	-	-	-
2.	Biology	8	106	88	-	7
3.	Botany	2	1	31	-	2
4.	Chemistry	42	164	105	-	12
5.	Chemistry Analytical	-	-	4	-	-
6.	Chemistry Bio-	3	-	37	-	1
7.	Chemistry Industrial	-	-	-	-	-
8.	Chemistry Inorganic	1	-	21	-	1
9.	Geology	25	4	39	-	1
10.	Geology Applied	-	1	-	-	-
11.	Geophysics	2	-	1	-	-
12.	Meteorology	-	-	5	-	-
13.	Microbiology	3	-	17	-	-
14.	Oceanography	-	-	-	-	-
15.	Physics	87	137	101	-	7
16.	Physics, Applied	-	2	1	-	2
17.	Physics, Bio-	-	-	8	-	-
18.	Physics, Mathematical	41	-	-	-	-
19.	Physics, Chemistry & Mathematics	121	5	34	-	3
20.	Physics, Nuclear	-	-	-	-	-
21.	Physiology	-	-	9	-	-
22.	Spectroscopy	-	-	-	-	-
23.	Zoology	54	93	24	-	2
24.	Combination of Natural Science Subjects	38	102	410	-	7
	TOTAL	427	615	935	0	45

Contd.....

TABLE-5A
Vacancies for Natural Scientists under various sectors by Pay-ranges during 2000.

Sl. No.	Branches of Natural Sciences	Basic Pay Rs. 8001 and above p.m.					Total No. of Vacancies
		Central Govt.	State Govt.	Quasi Govt.	Local Bodies	Pvt.	
1.	2.	13	14	15	16	17	18.
1.	Astronomy	-	-	3	-	-	3
2.	Biology	1	1	23	-	1	258
3.	Botany	1	-	13	-	-	85
4.	Chemistry	9	2	83	-	5	494
5.	Chemistry Analytical	-	-	4	-	-	8
6.	Chemistry Bio	1	-	24	-	-	78
7.	Chemistry Industrial	-	-	-	-	-	-
8.	Chemistry Inorganic	-	-	8	-	-	32
9.	Geology	8	-	41	-	12	141
10.	Geology Applied	-	-	-	-	-	2
11.	Geophysics	-	-	12	-	-	18
12.	Meteorology	-	-	1	-	-	6
13.	Microbiology	1	-	8	-	-	38
14.	Oceanography	-	-	-	-	-	-
15.	Physics	7	-	29	-	-	523
16.	Physics, Applied	-	-	-	-	1	14
17.	Physics, Bio	1	-	3	-	-	12
18.	Physics, Mathematical	-	-	-	-	-	62
19.	Physics, Chemistry & Mathematics	6	-	5	-	-	249
20.	Physics, Nuclear	-	-	1	-	-	9
21.	Physiology	2	-	4	-	-	16
22.	Spectroscopy	-	-	-	-	-	-
23.	Zoology	-	4	6	-	-	203
24.	Combination of Natural Science Subjects	26	6	119	-	10	944
	TOTAL	63	13	387	0	29	3195

Source: Employment Exchanges in the country & Employment News

TABLE-5B
Vacancies for Natural Scientists according to work experience during 2000.

Sl. No.	Branches of Natural Sciences	Vacancies for Natural Scientists		
		With Experience	Without Experience	Total
1.	2.	3.	4	5
1.	Astronomy	1	2	3
2.	Biology	100	158	258
3.	Botany	62	23	85
4.	Chemistry	201	293	494
5.	Chemistry Analytical	8	-	8
6.	Chemistry Bio	46	32	78
7.	Chemistry Industrial	-	-	-
8.	Chemistry Inorganic	26	6	32
9.	Geology	67	74	141
10.	Geology Applied	-	2	2
11.	Geophysics	8	10	18
12.	Meteorology	2	4	6
13.	Microbiology	25	13	38
14.	Oceanography	-	-	-
15.	Physics	217	306	523
16.	Physics, Applied	3	11	14
17.	Physics, Bio	5	7	12
18.	Physics, Mathematical	-	62	62
19.	Physics, Chemistry & Mathematics	101	148	249
20.	Physics, Nuclear	1	8	9
21.	Physiology	5	11	16
22.	Spectroscopy	-	-	-
23.	Zoology	93	110	203
24.	Combination of Natural Science Subjects	464	480	944
	TOTAL	1435	1760	3195

Source: Employment Exchnages in the country & Employment News

TABLE-5C
State-wise and Sector-wise vacancies for Natural Scientists during 2000.

Sl. No.	State/Uts	Central Govt.	State Govt.	Quasi Govt.	Local Bodies	Pvt.	Total	% age to Total
1	2	3	4	5	6	7	8	9
1.	Andaman & Nicobar	1	-	-	-	-	1	0.03
2.	Andhra Pradesh	14	-	256	-	-	270	8.73
3.	Arunachal Pradesh	-	-	3	3	6	9	0.09
4.	Assam	59	-	17	-	-	76	2.47
5.	Bihar	8	1	21	-	3	33	1.16
6.	Chandigarh	8	3	8	-	7	26	0.60
7.	Chhattisgarh	-	-	-	-	-	-	-
8.	Dadra & Nagar Haveli	-	1	-	-	-	1	0.03
9.	Delhi	319	211	320	-	-	850	26.70
10.	Goa, Daman & Diu	-	-	-	-	3	3	-
11.	Gujarat	3	5	9	-	-	17	0.60
12.	Haryana	39	72	8	-	16	135	4.23
13.	Himachal Pradesh	11	16	13	-	8	48	1.50
14.	Jammu & Kashmir	5	-	1	-	-	6	0.19
15.	Jharkhand	-	-	-	-	-	-	-
16.	Karnataka	6	-	32	-	-	38	1.44
17.	Kerala	13	19	30	-	8	70	1.94
18.	Lakshadweep	-	-	-	-	-	-	-
19.	Madhya Pradesh	6	-	83	-	17	106	3.32
20.	Maharashtra	102	2	175	1	61	341	10.67
21.	Manipur	-	-	-	-	-	-	-
22.	Meghalaya	-	-	6	-	-	6	0.19
23.	Mizoram	1	-	23	-	-	24	0.75
24.	Nagaland	-	-	2	-	-	2	0.06
25.	Orissa	1	1	26	-	-	28	0.88
26.	Pondicherry	-	3	1	-	-	4	0.13
27.	Punjab	1	10	15	-	-	26	0.81
28.	Rajasthan	19	-	5	-	-	24	0.75
29.	Sikkim	-	-	2	-	-	2	0.06
30.	Tamil Nadu	10	-	15	-	8	33	1.03
31.	Tripura	-	-	10	-	-	10	0.31
32.	Uttar Pradesh	102	331	422	-	13	868	27.17
33.	Uttanchal	-	-	33	-	-	33	1.03
34.	West Bengal	8	3	28	-	-	39	1.22
35.	* State-wise break-up not available	31	-	30	-	-	61	1.91
	TOTAL	767	678	1594	4	152	3195	100.00

* Relates mostly to vacancies notified by Railway Recruitment Boards and some vacancies notified to UPSC for which place of duty was not specified.

Source: Employment Exchnages in the country & Employment News

TABLE-6A

Vacancies for Social Scientists including Education/Teaching under various sectors by Pay-ranges during 2000.

Sl. No.	Branches of Social Sciences	Basic Pay upto Rs. 5000 p.m.				
		Central Govt.	State Govt.	Quasi Govt.	Local Bodies	Pvt.
1.	2.	3.	4	5	6	7
1.	Accountancy	9	-	11	-	10
2.	Accountancy, Chartered	-	-	12	-	-
3.	Accountancy, Cost & Works	-	4	-	-	3
4.	Accountancy, Management	-	-	-	-	-
5.	Actuary	-	-	-	-	-
6.	Anthropology	-	-	14	-	-
7.	Archaeology	-	-	-	-	-
8.	Archives	-	-	-	-	-
9.	Economics	2	4	18	-	-
10.	Education/Teaching	239	900	75	1955	547
11.	English	53	2	2	3	64
12.	Geography	-	-	-	-	2
13.	Hindi	152	4	10	10	43
14.	History	-	-	-	-	26
15.	Labour/Social Welfare	-	-	-	-	-
16.	Home, Domestic Science/ Economics	-	-	-	-	-
17.	Language	164	55	3	2	156
18.	Law	-	1	6	-	-
19.	Literature	-	-	-	-	-
20.	Mathematics	-	2	1	-	64
21.	Mathematics, Applied	-	-	-	-	-
22.	Philosophy	-	-	-	-	-
23.	Political Science	-	-	-	-	-
24.	Psychology	-	1	1	-	-
25.	Rural Science	-	-	-	-	-
26.	Sociology/Social Work/Social Science	5	30	11	-	4
27.	Statistics	-	1	1	-	-
28.	Statistics, Mathematical	3	-	1	-	-
29.	Statistics/Mathematics/Economics	7	-	-	-	-
30.	Combination of Social Sciences	-	-	-	-	2
TOTAL		634	1004	166	1970	921

Contd.....

TABLE-6A

Vacancies for Social Scientists including Education/Teaching under various sectors by Pay-ranges during 2000.

Sl. No.	Branches of Social Sciences	Basic Pay between Rs. 5001-8000 p.m.				
		Central Govt.	State Govt.	Quasi Govt.	Local Bodies	Pvt.
1.	2.	8	9	10	11	12
1.	Accountancy	1	166	44	-	4
2.	Accountancy, Chartered	50	8	63	-	1
3.	Accountancy, Cost & Works	1	1	4	-	1
4.	Accountancy, Management	-	4	1	-	-
5.	Actuary	-	-	-	-	-
6.	Anthropology	8	-	11	-	-
7.	Archaeology	-	-	6	-	-
8.	Archives	-	-	-	-	-
9.	Economics	4	146	71	-	6
10.	Education/Teaching	31	362	66	-	382
11.	English	33	237	189	-	15
12.	Geography	15	79	23	-	5
13.	Hindi	20	306	93	-	11
14.	History	2	120	35	-	3
15.	Labour/Social Welfare	-	23	-	-	-
16.	Home, Domestic Science/ Economics	-	6	13	-	-
17.	Language	47	290	231	-	2
18.	Law	118	111	25	-	-
19.	Literature	-	2	3	-	-
20.	Mathematics	7	198	207	-	10
21.	Mathematics, Applied	2	-	-	-	-
22.	Philosophy	1	4	4	-	-
23.	Political Science	4	104	5	-	1
24.	Psychology	2	51	6	-	-
25.	Rural Science	-	-	-	-	-
26.	Sociology/Social Work/Social Science	28	214	135	1	6
27.	Statistics	2	14	14	-	-
28.	Statistics, Mathematical	4	-	16	-	-
29.	Statistics/Mathematics/Economics	162	-	6	-	-
30.	Combination of Social Sciences	-	23	4	-	-
	TOTAL	542	2469	1275	1	447

Contd.....

TABLE-6A

Vacancies for Social Scientists including Education/Teaching under various sectors by Pay-ranges during 2000.

Sl. No.	Branches of Social Sciences	Basic Pay Rs.8001 and above p.m.					Total No. of Vacancies
		Central Govt.	State Govt.	Quasi Govt.	Local Bodies	Pvt.	
1.	2.	13	14	15	16	17	18
1.	Accountancy	4	2	14	-	17	282
2.	Accountancy, Chartered	26	-	106	-	-	266
3.	Accountancy, Cost & Works	-	-	19	-	3	36
4.	Accountancy, Management	-	-	-	-	-	5
5.	Actuary	-	-	-	-	-	-
6.	Anthropology	-	-	3	-	-	36
7.	Archaeology	-	-	-	-	-	6
8.	Archives	-	-	-	-	-	-
9.	Economics	6	-	26	-	6	289
10.	Education/Teaching	48	181	234	117	814	5951
11.	English	4	-	7	-	6	615
12.	Geography	-	-	5	-	-	129
13.	Hindi	17	-	33	-	2	701
14.	History	3	1	11	-	-	201
15.	Labour/Social Welfare	-	-	5	-	-	28
16.	Home, Domestic Science/ Economics	-	-	14	-	-	33
17.	Language	11	3	38	-	4	1006
18.	Law	33	41	30	-	-	365
19.	Literature	-	-	-	-	-	5
20.	Mathematics	6	3	15	-	1	514
21.	Mathematics, Applied	-	-	1	-	-	3
22.	Philosophy	2	-	12	-	-	23
23.	Political Science	-	-	13	-	-	127
24.	Psychology	4	1	8	-	30	104
25.	Rural Science	-	-	-	-	-	-
26.	Sociology/Social Work/Social Science	6	-	21	-	1	462
27.	Statistics	1	1	4	-	-	38
28.	Statistics, Mathematical	6	-	9	-	-	39
29.	Statistics/Mathematics/Economics	-	-	-	-	-	175
30.	Combination of Social Sciences	-	5	3	-	-	37
	TOTAL	177	238	631	117	884	11476

Source: Employment Exchnages in the country & Employment News

TABLE-6B

Vacancies for Social Scientists including Education/Teaching according to experience during 2000.

Sl. No.	Branches of Social Sciences	Vacancies for Social Scientists		
		With Experience	Without Experience	Total
1.	2.	3.	4.	5.
1.	Accountancy	46	236	282
2.	Accountancy, Chartered	224	42	266
3.	Accountancy, Cost & Works	17	19	36
4.	Accountancy, Management	4	1	5
5.	Actuary	-	-	-
6.	Anthropology	13	23	36
7.	Archaeology	6	-	6
8.	Archives	-	-	-
9.	Economics	104	185	289
10.	Education/Teaching	665	5286	5951
11.	English	103	512	615
12.	Geography	43	86	129
13.	Hindi	243	458	701
14.	History	49	152	201
15.	Labour/Social Welfare	-	28	28
16.	Home, Domestic Science/ Economics	17	16	33
17.	Language	327	679	1006
18.	Law	190	175	365
19.	Literature	4	1	5
20.	Mathematics	75	439	514
21.	Mathematics, Applied	1	2	3
22.	Philosophy	19	4	23
23.	Political Science	18	109	127
24.	Psychology	10	94	104
25.	Rural Science	-	-	-
26.	Sociology/Social Work/Social Science	186	276	462
27.	Statistics	16	22	38
28.	Statistics, Mathematical	28	11	39
29.	Statistics/Mathematics/Economics	172	3	175
30.	Combination of Social Sciences	12	25	37
TOTAL		2592	8884	11476

Source: Employment Exchnages in the country & Employment News

TABLE-6C

State-wise and Sector-wise vacancies for Social Scientists including Education/Teaching during 2000.

Sl. No.	State/UTs	Central Govt.	State Govt.	Quasi Govt.	Local Bodies	Pvt.	Total	% age to Total
1	2	3	4	5	6	7	8	9
1.	Andaman & Nicobar	6	-	-	-	-	6	0.05
2.	Andhra Pradesh	15	5	12	-	60	92	0.80
3.	Arunachal Pradesh	2	-	9	-	-	11	0.10
4.	Assam	58	6	3	-	-	67	0.58
5.	Bihar	30	-	6	-	48	84	0.73
6.	Chandigarh	2	2	-	-	-	4	0.04
7.	Chhattisgarh	-	-	-	-	-	-	-
8.	Dadra & Nagar Haveli	-	-	-	-	-	-	-
9.	Delhi	348	834	386	-	-	1568	13.66
10.	Goa, Daman & Diu	5	-	2	-	-	7	0.06
11.	Gujarat	26	10	15	249	204	504	4.39
12.	Haryana	10	2	83	-	13	108	0.94
13.	Himachal Pradesh	34	40	2	-	22	98	0.86
14.	Jammu & Kashmir	17	-	3	-	-	20	0.18
15.	Jharkhand	-	-	-	-	-	-	-
16.	Karnataka	29	3	17	-	-	49	0.43
17.	Kerala	12	788	28	-	2	830	7.23
18.	Lakshadweep	-	-	-	-	-	-	-
19.	Madhya Pradesh	31	5	159	-	38	233	2.03
20.	Maharashtra	137	120	217	1826	1689	3989	34.76
21.	Manipur	6	-	10	-	-	16	0.14
22.	Meghalaya	37	-	-	-	-	37	0.32
23.	Mizoram	1	34	6	-	-	41	0.36
24.	Nagaland	10	70	3	-	-	83	0.72
25.	Orissa	19	-	18	-	1	38	0.33
26.	Pondicherry	-	15	-	-	-	15	0.13
27.	Punjab	7	19	22	-	35	83	0.72
28.	Rajasthan	8	19	-	-	2	29	0.25
29.	Sikkim	-	-	-	-	-	-	-
30.	Tamil Nadu	200	297	96	13	104	710	6.19
31.	Tripura	1	3	4	-	22	30	0.26
32.	Uttar Pradesh	108	1422	954	-	6	2490	21.70
33.	Uttanchal	5	-	4	-	-	9	0.08
34.	West Bengal	24	17	13	-	6	60	0.52
35.	* State-wise break-up not available	165	-	-	-	-	165	1.44
	TOTAL	1353	3711	2072	2088	2252	11476	100.00

* Relates mostly to vacancies notified by Railway Recruitment Boards and some vacancies notified to UPSC for which place of duty was not specified.

Source: Employment Exchnages in the country & Employment News

TABLE-7A

Vacancies for Miscellaneous Graduates under various sectors by Pay-ranges during 2000.

Sl. No.	Types of Vacancies	Basic Pay upto Rs. 5001 p.m.				
		Central Govt.	State Govt.	Quasi Govt.	Local Bodies	Pvt.
1.	2.	3.	4.	5.	6.	7.
1.	Art, Fine	1	2	4	-	2
2.	Art, Commercial	7	-	-	-	-
3.	Banking	-	-	1	-	1
4.	Catering	10	12	1	-	-
5.	Cinematography	-	-	-	-	-
6.	Company Secretaryship	-	-	-	-	-
7.	Film Direction	-	-	-	-	-
8.	Hotel Management	5	5	6	-	-
9.	Industrial Management/Business Management & Administration	2	-	233	-	8
10.	Interior Decoration, Display & Designing	-	-	-	-	-
11.	Insurance	-	-	-	-	-
12.	Journalism	2	2	4	-	-
13.	Library Science	7	8	11	-	5
14.	Music, Instrumental	-	1	1	-	-
15.	Music Vocal	-	-	-	-	3
16.	Museology	-	-	1	-	-
17.	Nutrition/Applied Nutrition	-	-	-	-	-
18.	Pass-Graduates in Science, Arts & Commerce suitable for Office work	586	274	429	19	173
19.	Physical Education	1	4	3	-	24
20.	Public Administration	-	-	-	-	-
21.	Research Methodology	-	-	-	-	-
22.	Sculpture	1	-	-	-	-
23.	Secretarial and Commercial Work & Practices	2	-	2	-	-
24.	Stage Craft & Dramatics	-	-	-	-	-
25.	Other Vacancies (Unspecified)	35	62	16	1	4831
	TOTAL	659	370	712	20	5047

Contd.....

TABLE-7A

Vacancies for Miscellaneous Graduates under various sectors by Pay-ranges during 2000.

Sl. No.	Types of Vacancies	Basic Pay between Rs. 5001-8000 p.m.				
		Central Govt.	State Govt.	Quasi Govt.	Local Bodies	Pvt.
1.	2.	8	9	10	11	12
1.	Art, Fine	-	52	25	-	-
2.	Art, Commercial	-	-	17	-	1
3.	Banking	-	-	1	-	-
4.	Catering	6	-	-	-	-
5.	Cinematography	1	-	7	-	-
6.	Company Secretaryship	-	-	1	-	-
7.	Film Direction	1	-	-	-	-
8.	Hotel Management	-	-	-	-	-
9.	Industrial Management/Business Management & Administration	-	14	40	-	4
10.	Interior Decoration, Display & Designing	-	3	-	-	-
11.	Insurance	-	-	-	-	-
12.	Journalism	18	-	3	-	-
13.	Library Science	13	38	56	-	11
14.	Music, Instrumental	-	-	56	-	-
15.	Music Vocal	-	37	9	-	2
16.	Museology	-	1	1	-	-
17.	Nutrition/Applied Nutrition	-	-	-	-	-
18.	Pass-Graduates in Science, Arts & Commerce suitable for Office work	177	164	690	28	25
19.	Physical Education	3	57	72	-	-
20.	Public Administration	-	2	2	-	-
21.	Research Methodology	-	-	-	-	-
22.	Sculpture	-	-	-	-	-
23.	Secretarial and Commercial Work & Practices	3	-	3	-	-
24.	Stage Craft & Dramatics	-	-	-	-	-
25.	Other Vacancies (Unspecified)	27	81	53	-	129
	TOTAL	249	449	1036	28	177

Contd.....

TABLE-7A
Vacancies for Miscellaneous Graduates under various sectors by Pay-ranges during 2000.

Sl. No.	Types of Vacancies	Basic Pay Rs. 8001 and above p.m.					Total No. of Vacancies
		Central Govt.	State Govt.	Quasi Govt.	Local Bodies	Pvt.	
1.	2.	13	14	15	16	17	18
1.	Art, Fine	2	-	3	-	-	91
2.	Art, Commercial	-	-	1	-	-	26
3.	Banking	-	-	19	-	-	22
4.	Catering	-	-	-	-	-	29
5.	Cinematography	-	-	1	-	-	9
6.	Company Secretaryship	3	-	1	-	-	5
7.	Film Direction	-	-	2	-	-	3
8.	Hotel Management	9	215	135	26	13	414
9.	Industrial Management/Business Management & Administration	6	11	53	-	3	374
10.	Interior Decoration, Display & Designing	-	-	-	-	-	3
11.	Insurance	-	-	-	-	-	-
12.	Journalism	-	1	8	-	-	38
13.	Library Science	-	-	11	1	3	164
14.	Music, Instrumental	-	-	-	-	-	58
15.	Music Vocal	-	-	4	-	-	55
16.	Museology	-	1	-	-	-	4
17.	Nutrition/Applied Nutrition	-	-	-	-	1	1
18.	Pass-Graduates in Science, Arts & Commerce suitable for Office work	20	207	154	2	18	2966
19.	Physical Education	-	-	19	-	4	192
20.	Public Administration	-	-	24	-	-	28
21.	Research Methodology	-	-	-	-	-	-
22.	Sculpture	-	-	-	-	-	1
23.	Secretarial and Commercial Work & Practices	-	-	-	-	-	10
24.	Stage Craft & Dramatics	-	-	-	-	-	-
25.	Other Vacancies (Unspecified)	11	4	36	-	2	5288
	TOTAL	51	439	471	29	44	9781

Source: Employment Exchanges in the country & Employment News

TABLE-7B

Vacancies for Miscellaneous Graduates according to work experience during 2000.

Sl. No.	Type of Vacancies	Vacancies for Graduates (Pass)		
		With Experience	Without Experience	Total
1.	2.	3.	4.	5.
1.	Art, Fine	35	56	91
2.	Art, Commercial	18	8	26
3.	Banking	7	15	22
4.	Catering	13	16	29
5.	Cinematography	7	2	9
6.	Company Secretaryship	2	3	5
7.	Film Direction	3	-	3
8.	Hotel Management	13	401	414
9.	Industrial Management/Business Management & Administration	334	40	374
10.	Interior Decoration, Display & Designing	3	-	3
11.	Insurance	-	-	-
12.	Journalism	31	7	38
13.	Library Science	74	90	164
14.	Music, Instrumental	55	3	58
15.	Music Vocal	12	43	55
16.	Museology	4	-	4
17.	Nutrition/Applied Nutrition	-	1	1
18.	Office work (Suitable for Pass-Graduates in Science, Arts & Commerce)	1104	1862	2966
19.	Physical Education	69	123	192
20.	Public Administration	26	2	28
21.	Research Methodology	-	-	-
22.	Sculpture	1	-	1
23.	Secretarial and Commercial Work & Practices	10	-	10
24.	Stage Craft & Dramatics	-	-	-
25.	Other Vacancies (Unspecified)	3468	1820	5288
	TOTAL	5289	4492	9781

Source: Employment Exchnages in the country & Employment News

TABLE-7C

State-wise and Sector-wise vacancies for Miscellaneous Graduates during 2000.

Sl. No.	State/Uts	Central Govt.	State Govt.	Quasi Govt.	Local Bodies	Pvt.	Total	% age to Total
1	2	3	4	5	6	7	8	9
1.	Andaman & Nicobar	-	-	-	-	-	-	-
2.	Andhra Pradesh	15	14	78	5	32	144	1.47
3.	Arunachal Pradesh	1	-	-	-	-	1	0.01
4.	Assam	34	-	-	-	2	36	0.37
5.	Bihar	11	-	26	-	19	56	0.57
6.	Chandigarh	28	3	15	-	1	47	0.48
7.	Chhattisgarh	-	-	1	-	-	1	0.01
8.	Dadra & Nagar Haveli	-	-	-	-	-	-	-
9.	Delhi	190	186	367	-	11	754	7.71
10.	Goa, Daman & Diu	-	1	-	-	-	1	0.01
11.	Gujarat	47	41	31	1	4927	5047	51.60
12.	Haryana	1	2	47	-	-	50	0.51
13.	Himachal Pradesh	-	6	16	-	3	25	0.26
14.	Jammu & Kashmir	44	-	5	-	-	49	0.50
15.	Jharkhand	-	-	-	-	-	-	-
16.	Karnataka	35	5	41	-	6	87	0.89
17.	Kerala	46	792	416	52	12	1318	13.48
18.	Lakshadweep	-	-	-	-	-	-	-
19.	Madhya Pradesh	18	-	103	-	12	133	1.36
20.	Maharashtra	149	53	419	18	196	835	8.54
21.	Manipur	-	-	11	-	-	11	0.11
22.	Meghalaya	-	-	6	-	-	6	0.06
23.	Mizoram	-	-	7	-	-	7	0.07
24.	Nagaland	1	-	-	-	-	1	0.01
25.	Orissa	-	1	14	-	-	16	0.17
26.	Pondicherry	8	2	5	-	1	15	0.16
27.	Punjab	-	2	145	-	-	147	1.50
28.	Rajasthan	134	-	146	-	-	280	2.86
29.	Sikkim	-	-	-	-	-	-	-
30.	Tamil Nadu	134	53	40	-	6	233	2.38
31.	Tripura	-	-	7	1	1	9	0.09
32.	Uttar Pradesh	19	40	212	-	1	272	2.78
33.	Uttranchal	1	-	9	-	-	10	0.10
34.	West Bengal	43	57	52	-	38	190	1.94
35.	* State-wise break-up not available	-	-	-	-	-	-	-
	TOTAL	959	1258	2219	77	5268	9781	100.00

* Relates mostly to vacancies notified by Railway Recruitment Boards and some vacancies notified to UPSC for which place of duty was not specified.

Source: Employment Exchnages in the country & Employment News

TABLE-8A

Distribution of vacancies by various Disciplines & Sectors of establishment who notified the vacancies during 2000.

Sl. No.	Branches of Study	Central Govt.	Percentage	State Govt.	Percentage	*Quasi Govt.	Percentage	Local Bodies	Percentage	Private Estt.	Percentage	Total	Percentage
1.	2.	3	4	5	6	7	8	9	10	11	12	13	14
1.	Engineering	5662	57.93	1104	13.59	2455	24.53	36	1.55	499	5.72	9756	25.04
2.	Technology	44	0.45	29	0.36	129	1.29	-	-	14	0.16	216	0.55
3.	Agriculture	76	0.78	132	1.62	882	8.81	3	0.13	8	0.09	1101	2.83
4.	Medicine	913	9.34	1214	14.94	659	6.58	108	4.66	537	6.15	3431	8.81
5.	Natural Sciences	767	7.85	678	8.34	1594	15.92	4	0.17	152	1.74	3195	8.20
6.	Social Sciences including Education/ Teaching	1353	13.84	3711	45.67	2072	20.70	2088	90.16	2252	25.80	11476	29.46
7.	Misc. Vacancies for Graduates	959	9.81	1258	15.48	2219	22.17	77	3.33	5268	60.34	9781	25.11
	TOTAL	9774	100.00	8126	100.00	10010	100.00	2316	100.00	8730	100.00	38956	100.00

* Vacancies in Quasi-Government bodies under Central Government and State Government have been included under the heading 'Quasi Government' in Column No.7.

Source: Employment Exchanges in the country & Employment News

Table-8B

Distribution of vacancies for Graduates according to Pay ranges during the year 2000.

Sl. No.	Faculty	Basic Pay upto Rs. 5000/- P.M.	Percentage to Total	Basic Pay between Rs. 5001 to 8000/- P.M.	Percentage to Total	Basic Pay Rs. 8001 & above P.M.	Percentage to Total	Total of Cols. 3, 5 & 7	Percentage of respective branch of study to the Total No. of Vacancies
1	2.	3.	4.	5.	6.	7.	8.	9.	10.
1.	Engineering	4944 (50.68)	26.46	2839 (29.10)	21.78	1973 (20.22)	27.26	9756 (100.00)	25.04
2.	Technology	76 (35.18)	0.41	60 (27.78)	0.46	80 (37.04)	1.11	216 (100.00)	0.55
3.	Agriculture	219 (19.89)	1.17	446 (40.51)	3.42	436 (39.60)	6.02	1101 (100.00)	2.83
4.	Medicine	1263 (36.81)	6.76	993 (28.94)	7.62	1175 (34.25)	16.24	3431 (100.00)	8.81
5.	Natural Sciences	681 (21.31)	3.64	2022 (63.29)	15.52	492 (15.40)	6.80	3195 (100.00)	8.20
6.	Social Sciences including Education/ Teaching	4695 (40.91)	25.13	4734 (41.25)	36.32	2047 (17.84)	28.28	11476 (100.00)	29.46
7.	Misc. Vacancies for Graduates	6808 (69.60)	36.43	1939 (19.83)	14.88	1034 (10.57)	14.29	9781 (100.00)	25.11
	TOTAL	18686 (47.97)	100.00	13033 (33.45)	100.00	7237 (18.58)	100.00	38956 (100.00)	100.00

Note:- Bracketed figures in column 3, 5, 7 & 9 shows the percentages to the total in column 9.

Source: Employment Exchnages in the country & Employment News

TABLE-8C

Distribution of vacancies for Graduates according to experience during the year 2000.

Sl. No.	Faculty	With Experience	Percentage	Without Experience	Percentage	Total of Cols. 3 & 5	Percentage to Total
1.	2.	3.	4.	5.	6.	7	8
1.	Engineering	2559	18.72	7197	28.46	9756	25.04
2.	Technology	129	0.94	87	0.34	216	0.55
3.	Agriculture	594	4.35	507	2.01	1101	2.83
4.	Medicine	1069	7.82	2362	9.34	3431	8.81
5.	Natural Sciences	1435	10.50	1760	6.96	3195	8.20
6.	Social Sciences including Education/ Teaching	2592	18.97	8884	35.13	11476	29.46
7.	Misc. Vacancies for Graduates	5289	38.70	4492	17.76	9781	25.11
	TOTAL	13667	100.00	25289	100.00	38956	100.00

Source: Employment Exchnages in the country & Employment News

TABLE-8D

Distribution of vacancies by State-wise and Faculty-wise for the year 2000.

Sl. No.	Name of the State	Engin- eering	Techno- logy	Agricul- ture	Medi- cine	Natural Science	Social Science including Education/ Teaching	Misc. Vacan- cies for Graduates	Total Cols. 3 to 9	Percent- age to the Total
1	2	3	4	5	6	7	8	9	10	11
1.	Andaman & Nicobar	27	-	6	21	1	6	-	61	0.16
2.	Andhra Pradesh	484	-	36	199	279	92	144	1234	3.17
3.	Arunachal Pradesh	24	-	-	1	3	11	1	40	0.10
4.	Assam	123	-	11	23	79	67	36	339	0.87
5.	Bihar	553	2	98	89	37	84	56	919	2.36
6.	Chandigarh	50	-	1	207	19	4	47	328	0.84
7.	Chhattisgarh	29	-	-	-	-	-	1	30	0.08
8.	Dadra & Nagar Haveli	-	-	-	-	1	-	-	1	0
9.	Delhi	2450	30	197	766	853	1568	754	6618	16.99
10.	Goa, Daman & Diu	194	-	1	640	-	7	1	843	2.16
11.	Gujarat	58	7	8	6	19	504	5047	5649	14.50
12.	Haryana	115	1	51	13	135	108	50	473	1.21
13.	Himachal Pradesh	3	1	22	-	48	98	25	197	0.51
14.	Jammu & Kashmir	29	2	25	6	6	20	49	137	0.35
15.	Jharkhand	2	-	-	-	-	-	-	2	0
16.	Karnataka	384	17	22	14	46	49	87	619	1.59
17.	Kerala	724	51	74	437	62	830	1318	3496	8.97
18.	Lakshadweep	-	-	-	1	-	-	-	1	0
19.	Madhya Pradesh	84	13	78	19	106	233	133	666	1.71
20.	Maharashtra	1133	59	53	505	341	3989	835	6915	17.75
21.	Manipur	2	-	17	-	-	16	11	46	0.12
22.	Meghalaya	66	-	18	58	6	37	6	191	0.49
23.	Mizoram	8	-	31	47	24	41	7	158	0.41
24.	Nagaland	8	-	15	-	2	83	1	109	0.28
25.	Orissa	114	-	46	35	28	38	16	277	0.71
26.	Pondicherry	12	-	9	94	4	15	15	149	0.38
27.	Punjab	737	-	1	26	26	83	147	1020	2.62
28.	Rajasthan	290	-	13	6	24	29	280	642	1.65
29.	Sikkim	3	-	5	-	2	-	-	10	0.03
30.	Tamil Nadu	327	1	37	81	33	710	233	1422	3.65
31.	Tripura	1	-	1	-	10	30	9	51	0.13
32.	Uttar Pradesh	1287	17	219	101	868	2490	272	5254	13.49
33.	Utranchal	112	15	1	6	33	9	10	186	0.48
34.	West Bengal	323	-	5	30	39	60	190	647	1.66
35.	* State-wise break-up not available	-	-	-	-	61	165	-	226	0.58
	TOTAL	9756	216	1101	3431	3195	11476	9781	38956	100.00

* Relates mostly to vacancies notified by the Railway Recruitment Boards and some Vacancies notified to UPSC for which places of duty not specified.

Source: Employment Exchanges in the country & Employment News

TABLE-8E

Discipline-wise vacancies notified during 1998,1999 & 2000.

Sl. No.	Field of Study	Total No. of Vavancies Notified during		% age increase/ decrease in 1998 over 1999	Total No. of vacancies notified during 2000	% age increase/ decrease in 2000 over 1998	% age increase/ decrease 2000 over 1999
		1998	1999				
1.	2.	3.	4.	5.	6.	7	8
1.	Engineering	7188	9974	(+)38.76	9756	(+) 35.73	(-) 2.11
2.	Technology	317	238	(-) 24.92	216	(-)31.86	(-) 9.24
3.	Agriculture	1096	1827	(-) 66.70	1101	(+) 0.46	(-) 39.74
4.	Medicine	2998	5124	(+) 70.91	3431	(+) 14.44	(-) 33.04
5.	Natural Sciences	2807	3136	(+) 11.72	3195	(+) 13.82	(+) 1.88
6.	Social Sciences	9138	8918	(-) 2.41	11476	(+) 25.59	(+) 28.68
	including Education / Teaching						
7.	Misc. Vacancies for Graduates	9476	11297	(+)19.23	9781	(+) 3.22	(-) 13.42
	TOTAL	33020	40514	(+) 22.70	38956	(+) 17.98	(-) 3.85

Source: Employment Exchnages in the country & Employment News

TABLE-8F (I)

Discipline-wise out-turn of Graduates/Post-Graduates during Academic year 1998 & 1999.

Sl. No.	Discipline/Faculty	Persons who obtained Degrees/Post-Graduate Degrees #			
		1998 *		1999 **	
		Number	Percentage	Number	Percentage
1.	2.	3.	4.	5.	6.
1.	Arts	705866	50.89	827047	49.2
2.	Science	213402	15.39	260134	15.47
3.	Commerce/ Management	231406	16.68	292875	17.42
4.	Education	79345	5.72	92620	5.51
5.	Engineering/Technology	48163	3.47	74144	4.41
6.	Medicine	28287	2.04	41983	2.5
7.	Agriculture	7517	0.54	8431	0.5
8.	Veterinary Science	1997	0.14	2055	0.12
9.	Law	34053	2.46	43818	2.61
10.	Others ***	37075	2.67	37947	2.26
	TOTAL	1387111	100.00	1681054	100.00

* The figures relate to 179 Universities out of 238 Universities.

** The figures relate to 204 Universities out of 247 Universities.

*** Others include Music/Fine Arts/Library Science/Physical Education/Journalism/Social Work etc.

Provisional figures

Source:- Information & Statistics Bureau, UGC, New Delhi.

TABLE-8F (ii)

Discipline-wise out-turn of Doctorate Degree awardees during the year 1998-1999 & 1999-2000.

Sl. No.	Disciplines/Faculty	Persons who had been awarded doctorate degrees				Percentage Change
		1998-1999		1999-2000		
		Number	Percentage	Number	Percentage	
1.	2.	3.	4.	5.	6.	7.
1.	Arts	4256	38.32	4280	37.89	+ 0.56
2.	Science	3896	35.08	3885	34.39	- 0.28
3.	Commerce/ Management	517	4.65	571	5.05	+ 10.44
4.	Education	310	2.79	364	3.22	+ 17.42
5.	Engineering/Technology	696	6.27	723	6.4	+ 3.88
6.	Medicine	195	1.75	228	2.02	+ 16.92
7.	Agriculture	806	7.26	787	6.97	- 2.36
8.	Veterinary Science	101	0.91	146	1.29	+ 44.55
9.	Law	75	0.67	74	0.66	- 1.33
10.	Others	255	2.3	238	2.11	- 6.67
	TOTAL	11107	100.00	11296	100.00	+ 1.70

Source :- U.G.C Annual Report, 1998-99 & 1999-2000.

TABLE-8G

Distribution of vacancies notified according to Branches during 1999 and 2000.

Sl. No.	Type of Vacancies	2000		1999	
		No. of Vacancies Notified	Percentage to Total	No. of Vacancies Notified	Percentage to Total
1	2	3	4	5	6
1.	Accountancy	282	0.72	114	0.28
2.	Accountancy, Chartered	266	0.68	158	0.39
3.	Accountancy, Cost & Works	36	0.09	80	0.20
4.	Accountancy, Management	5	0.01	12	0.03
5.	Actuary	-	-	4	0.01
6.	Aeronautical Engg.	36	0.09	156	0.39
7.	Agricultural Bacteriology	-	-	9	0.02
8.	Agricultural, Botany	41	0.11	47	0.12
9.	Agricultural, Chemistry	24	0.06	50	0.12
10.	Agricultural Engg.	48	0.12	44	0.11
11.	Agricultural Economics	26	0.07	49	0.12
12.	Entomology	36	0.09	65	0.16
13.	Agricultural Extension	65	0.17	103	0.25
14.	Agricultural Marketing	-	-	9	0.02
15.	Agricultural Microbiology	11	0.03	22	0.06
16.	Agricultural Meteorology	5	0.01	2	0.00
17.	Agricultural Sociology	-	-	1	0.00
18.	Agricultural Statistics	12	0.03	25	0.06
19.	Agricultural (Unspecified)	52	0.13	62	0.15
20.	Agronomy	125	0.32	292	0.72
21.	Airconditioning & Refrigeration	10	0.03	5	0.01
22.	Aircraft Maintenance	-	-	40	0.10
23.	Alcohol Technology	-	-	-	-
24.	Allopathic Medicine (MBBS)	1178	3.02	1160	2.86
25.	Anaesthesia	44	0.11	144	0.36
26.	Anatomy	1	0.00	22	0.06
27.	Animal Nutrition	16	0.04	59	0.15
28.	Animal Pathology	5	0.01	15	0.04
29.	Anthropology	36	0.09	25	0.06
30.	Archaeology	6	0.02	13	0.03
31.	Architecture	14	0.04	97	0.24
32.	Arch/Civil	-	-	42	0.10
33.	Archives	-	-	1	0.00
34.	Art, Commerical	26	0.07	50	0.12
35.	Art, Fine	91	0.23	91	0.22
36.	Astronomy	3	0.01	7	0.02
37.	Automobile Engg.	41	0.11	36	0.09
38.	Ayurvedic	109	0.28	120	0.30
39.	Banking	22	0.06	306	0.76
40.	Biology	258	0.66	146	0.36
41.	Botany	85	0.22	161	0.40
42.	Broadcasting & Television	-	-	-	-
43.	Cardiology	48	0.12	57	0.14
44.	Catering	29	0.07	11	0.03

Contd.....

Sl. No.	Type of Vacancies	2000		1999	
		No. of Vacancies Notified	Percentage to Total	No. of Vacancies Notified	Percentage to Total
1	2	3	4	5	6
45.	Ceramics	-	-	6	0.02
46.	Chemical Engg.	430	1.10	408	1.01
47.	Chemical Technology	21	0.05	9	0.02
48.	Chemistry	494	1.27	516	1.27
49.	Chemistry, Analytical	8	0.02	12	0.03
50.	Chemistry, Bio	78	0.20	159	0.39
51.	Chemistry, Industrial	-	-	4	0.01
52.	Chemistry, In-organic	32	0.08	71	0.18
53.	Cinematography	9	0.02	25	0.06
54.	Civil (including Municipal)	1555	3.99	1253	3.09
55.	Clinical Pathology & Bacteriology)	99	0.25	176	0.43
56.	Combination of Natural Sciences	944	2.42	689	1.70
57.	Combination of Social Sciences	37	0.09	29	0.07
58.	Company Secretary-ship	5	0.01	2	0.00
59.	Co-operation	3	0.01	125	0.31
60.	Dairy Science	32	0.08	11	0.03
61.	Dental Surgery	13	0.03	72	0.18
62.	Dermatology	5	0.01	11	0.03
63.	Dietetics	4	0.01	3	0.01
64.	Economics	289	0.74	205	0.51
65.	Education Teaching	5951	15.28	4905	12.11
66.	Electrical Engg.	1064	2.73	1590	3.92
67.	Electronics & Electrical Microwave/ Communication (including Radio)	1874	4.81	3041	7.51
68.	Elect/Mech.Engg.	243	0.62	330	0.81
69.	English	615	1.58	408	1.01
70.	Engineers Unspecified	298	0.76	647	1.60
71.	Fibre Technology	-	-	3	0.01
72.	Film Direction	3	0.01	13	0.03
73.	Fishery	57	0.15	82	0.20
74.	Food Technology	29	0.07	15	0.04
75.	Forensic Medicine	20	0.05	35	0.09
76.	Forestry	54	0.14	18	0.04
77.	Forging & Heat Treatment	16	0.04	6	0.02
78.	Fuel Technology	-	-	-	-
79.	General Surgery	65	0.17	166	0.41
80.	Geography	129	0.33	73	0.18
81.	Geology	141	0.36	84	0.21
82.	Geology-Applied	2	0.01	3	0.01
83.	Geophysics	18	0.05	6	0.02
84.	Glass Technology	-	-	6	0.02
85.	Gynaecology & Obstetrics	22	0.06	86	0.21
86.	Highways & Roads	-	-	1	0.00
87.	Hindi	701	1.80	762	1.88
88.	History	201	0.52	168	0.41
89.	Homeopathic	42	0.11	83	0.20
90.	Home, Domestic Science/Eco.	33	0.08	100	0.25

Contd.....

Sl. No.	Type of Vacancies	2000		1999	
		No. of Vacancies Notified	Percentage to Total	No. of Vacancies Notified	Percentage to Total
1	2	3	4	5	6
91.	Horticulture	88	0.23	122	0.30
92.	Hoisery Technology	-	-	2	0.00
93.	Hotel Management	414	1.06	39	0.10
94.	Hydraulics & Dam	-	-	1	0.00
95.	Industrial Management/ Business Manag. & Adm.	374	0.96	210	0.52
96.	Instrument Engg.	58	0.15	68	0.17
97.	Insurance	-	-	-	-
98.	Interior Decoration Display & Designing	3	0.01	5	0.01
99.	Intermediate & Dyes	-	-	1	0.00
100.	Internal Combustion	10	0.03	6	0.02
101.	Journalism	38	0.01	46	0.11
102.	Jute Technology	-	-	-	-
103.	Labour/Social Welfare	28	0.07	3	0.01
104.	Land Development	6	0.02	3	0.01
105.	Languages	1006	2.58	485	1.20
106.	Laryngology & Otolaryngology	3	0.01	11	0.03
107.	Law	365	0.94	267	0.66
108.	Leather Technology	-	-	13	0.03
109.	Library Science	164	0.42	189	0.47
110.	Literature	5	0.01	13	0.03
111.	Machine Tools and Die Sinking	17	0.04	2	0.00
112.	Malariology & Communicable Diseases	-	-	-	-
113.	Marine Engg.	26	0.07	21	0.05
114.	Mathematics	514	1.32	268	0.66
115.	Mathematics Applied	3	0.01	18	0.04
116.	Mechanical Engg.	1392	3.57	1481	3.66
117.	Mech/Meatallurgical Engg.	45	0.12	52	0.13
118.	Medical Bio-Chemistry	6	0.02	17	0.04
119.	Medical Radiology & Electrology	72	0.19	130	0.32
120.	Medical Specialist (MD/Ph.D)	110	0.28	277	0.68
121.	Unspecified	-	-	-	-
121.	Metallurgical Engg.	48	0.12	105	0.26
122.	Maternity Child Welfare & Health	-	-	10	0.02
123.	Meteorology	6	0.02	20	0.05
124.	Microbiology (Medical)	17	0.04	48	0.12
125.	Microbiology (Science)	38	0.10	71	0.18
126.	Mining	145	0.37	147	0.36
127.	Music Instrumental	58	0.15	19	0.05
128.	Music , Vocal	55	0.14	20	0.05
129.	Museology	4	0.01	1	0.00
130.	Mycology & Plant Pathology	5	0.01	11	0.03
131.	Naval Architecture	4	0.01	24	0.06
132.	Nursing	891	2.29	1581	3.90
133.	Nutrition/Applied Nutrition	1	0.00	2	0.00

Contd.....

Sl. No.	Type of Vacancies	2000		1999	
		No. of Vacancies Notified	Percentage to Total	No. of Vacancies Notified	Percentage to Total
1	2	3	4	5	6
134.	Occupational therapy	38	1.10	9	0.02
135.	Oceanography	-	-	12	0.03
136.	Office Work	2966	7.61	4339	10.71
137.	Oil, Fats & Waxes	1	0.00	4	0.01
138.	Ophthalmic Medicine & Surgery	7	0.02	44	0.11
139.	Orthopaedic Surgery	24	0.06	41	0.10
140.	Paediatrics	41	0.11	110	0.27
141.	Paints, Pigments & Varnishes	1	0.00	1	0.00
142.	Paper Technology	1	0.00	1	0.00
143.	Petroleum technology	1	0.00	2	0.00
144.	Pharmaceutical & Fine Chemicals	9	0.02	7	0.02
145.	Pharmacology, Medical	42	0.11	57	0.14
146.	Pharmacy	372	0.96	469	1.16
147.	Philosophy	23	0.06	33	0.08
148.	Physical Education	192	0.49	106	0.26
149.	Physiology (Medicine)	3	0.01	21	0.05
150.	Physiotherapy	9	0.02	32	0.08
151.	Physiology (Science)	16	0.04	7	0.02
152.	Physics	523	1.34	566	1.40
153.	Physics Applied	14	0.04	47	0.12
154.	Physics, Bio	12	0.03	12	0.03
155.	Physics, Chemistry & Math	249	0.64	257	0.63
156.	Physics, Mathematics	62	0.16	183	0.45
157.	Physics, Nuclear	9	0.02	3	0.01
158.	Plant Breeding & Genetics	81	0.21	145	0.36
159.	Plant Pathology	46	0.12	67	0.17
160.	Plant Physiology	15	0.04	39	0.10
161.	Plastic Technology	3	0.01	15	0.04
162.	Political Science	127	0.33	109	0.27
163.	Poultry Farming	9	0.02	9	0.02
164.	Printing Technology	57	0.15	26	0.06
165.	Preventive and Social Medicine	11	0.03	26	0.06
166.	Production Engg.	59	0.15	88	0.22
167.	Psychiatry	16	0.04	31	0.08
168.	Psychology	104	0.27	227	0.56
169.	Psychology Medical	8	0.02	22	0.06
170.	Public Administration	28	0.07	25	0.06
171.	Public Health Engg.	59	0.15	25	0.06
172.	Public Health (Medicine)	5	0.01	9	0.02
173.	Research Methodology	-	-	-	-
174.	Rubber Technology	-	-	2	0.00
175.	Rural Science	-	-	-	-
176.	Sanitary Science	7	0.02	2	0.00
177.	Sculpture	1	0.00	3	0.01
178.	Secretarial and Commercial Work and Practice	10	0.03	3	0.01
179.	Silicate Technology	-	-	-	-

Contd.....

Sl. No.	Type of Vacancies	2000		1999	
		No. of Vacancies Notified	Percentage to Total	No. of Vacancies Notified	Percentage to Total
1	2	3	4	5	6
180.	Sociology/Social Work/ Social Science	462	1.19	270	0.67
181.	Stage Crafts and Dramatics	-	-	19	0.05
182.	Soil Mechanic and Foundation	1	0.00	79	0.19
183.	Soil Science	62	0.16	77	0.19
184.	Sound Engineering	2	0.01	4	0.01
185.	Spectroscopy	-	-	-	-
186.	Statistics	38	0.10	49	0.12
187.	Statistics Mathematical	39	0.10	41	0.10
188.	Stats. Maths/Economics	175	0.45	78	0.19
189.	Structural Engineering	7	0.02	-	-
190.	Sugar Technology	5	0.01	-	-
191.	Tele-Communication/Line Communication/Engineering	2251	5.78	138	0.34
192.	Textile Chemistry	-	-	4	0.01
193.	Textile Dyeing and Printing	31	0.08	-	-
194.	Textile Technology	36	0.09	61	0.15
195.	Technological other (Unspecified)	18	0.05	50	0.12
196.	Tools Engineering	3	0.01	28	0.07
197.	Town and Country Planning	-	-	9	0.02
198.	Tropical Medicine	4	0.01	2	0.00
199.	Tubercular Diseases	90	0.23	14	0.03
200.	Unani Medicine	2	0.01	7	0.02
201.	Vacancies Unspecified	5288	13.57	5773	14.25
202.	Venereology	3	0.01	19	0.05
203.	Veterinary Science and Animal Husbandry	225	0.58	304	0.75
204.	Warehousing	-	-	-	-
205.	Water Conservation	-	-	4	0.01
206.	Wood Technology	3	0.01	10	0.02
207.	Zoology	203	0.52	100	0.25
TOTAL		38956	100.00	40514	100.00

Source: Employment Exchnages in the country & Employment News

Table-9**TYPE OF VACANCIES FOR WHICH SUITABLE CANDIDATES COULD NOT
BE FOUND BY UPSC DURING THE YEAR 2000-2001**

Sl. No.	Name, category and nature of posts (with pay scale in Rs.)	Classification		Total No of Post	Reser ved	Unres erved
		Group 'A'	Group 'B'			
1.	2.	3	4	5	6	7

ACCOUNTANCY

1.	ASSISTANT DIRECTOR (COST), INDIAN COST ACCOUNTS SERVICE, DEPARTMENT OF EXPENDITURE, MINISTRY OF FINANCE (RS. 8000-13500)	1	-	1	1	0
----	---	---	---	---	---	---

ANTHROPOLOGY

2.	ASSISTANT KEEPER, ANTHROPOLOGICAL - SURVEY OF INDIA, DEPARTMENT OF CULTURE, MINISTRY OF CULTURE, YOUTH AFFAIRS AND SPORTS, (RS. 6500-10500)	-	1	1	1	0
----	--	---	---	---	---	---

ARCHIVAL SCIENCE

3.	KEEPER (DECORATIVE ART), NATIONAL MUSEUM, DEPARTMENT OF CULTURE, MINISTRY OF CULTURE, YOUTH AFFAIRS AND SPORTS (RS. 10000-15200)	1	-	1	-	1
----	---	---	---	---	---	---

ART

4.	DEPUTY DIRECTOR IN SONG AND DRAMA DIVISION, MINISTRY OF INFORMATION AND BROADCASTING, (RS. 10000-15200)	1	-	1	1	0
----	--	---	---	---	---	---

ENGINEERING

5.	CIVILIAN GLIDING INSTRUCTOR IN THE DIRECTORATE GENERAL OF NATIONAL CADET CORPS, MINISTRY OF DEFENCE, (RS. 8000-13500)	1	-	1	1	0
6.	CHIEF ENGINEER GRADE-I IN THE FISHERY SURVEY OF INDIA, DEPARTMENT OF ANIMAL HUSBANDRY AND DAIRYING, MINISTRY OF AGRICULTURE, (RS. 10000-15200)	1	-	1	0	1
7.	SENIOR SCIENTIFIC OFFICER GRADE II (ELECTRONICS/ TELECOMMUNICATIONS), DIRECTORATE GENERAL OF AERONAUTICAL QUALITY ASURANCE, MINISTRY OF DEFENCE, (RS. 8000-13500)	4	-	4	4	0

Contd.....

1.	2.	3	4	5	6	7
8.	ASISTANT WORKS MANAGER (ENGINEERING) (SAFETY) JUNIOR TIME SCALE, DEPARTMENT OF DEFENCE PRODUCTION AND SUPPLIES, MINISTRY OF DEFENCE, (RS. 8000-13500)	18	-	18	9	9
9.	DEPUTY DIRECTOR OF TRAINING (ELECTRICAL) IN THE DIRECTORATE GENERAL OF EMPLOYMENT AND TRAINING, MINISTRY OF LABOUR, (RS. 10000-15200)	2	-	2	0	2
10.	EXTRA ASSISTANT DIRECTOR IN THE DIRECTORATE OF CO-ORDINATION (POLICE WIRELESS), MINISTRY OF HOME AFFAIRS, (RS. 6500-10500)	2	1	1	0	1
11.	NAUTICAL OFFICER IN LAL BAHADUR SHASTRI COLLEGE OF ADVANCED MARITIME STUDIES AND RESEARCH AND T.S. CHANAKYA UNDER THE DIRECTORATE GENERAL OF SHIPPING, MINISTRY OF SURFACE TRANSPORT, (RS. 12000-16500)	3	-	3	3	0
12.	CHIEF ENGINEER GRADE II IN THE FISHERY SURVEY OF INDIA DEPARTMENT OF ANIMAL HUSBANDRY AND DAIRYING, MINISTRY OF AGRICULTURE, (RS.7450-11500)	..	1	1	1	0
13.	ASSISTANT DIRECTOR (GROUP-I) (ELECTRONICS) IN SMALL INDUSTRY DEVELOPMENT ORGANISATION, MINISTRY OF INDUSTRY, (RS. 8000-13500)	1	-	1	1	0
14.	SCIENTIFIC OFFICER IN CIVIL AVIATION DEPARTMENT, DIRECTORATE GENERAL OF CIVIL AVIATION, MINISTRY OF CIVIL AVIATION, (RS. 8000-13500)	1	-	1	1	0
15.	TECHNICAL ASSISTANT GRADE I, WIRELESS PLANNING AND CO-ORDINATION WING/ MONITORING ORGANISATION, DEPARTMENT OF TELECOMMUNICATIONS, MINISTRY OF COMMUNICATION, (RS. 5500-9000)	-	2	2	2	0
16.	DEPUTY DIRECTOR OF MINES SAFETY (MINING), DIRECTORATE GENERAL OF MINES SAFETY. MINISTRY OF LABOUR, (RS. 12000-16500)	1	-	1	1	0

Contd....

1.	2.	3	4	5	6	7
17.	CHIEF INSTRUCTOR (SEAMANSHIP & NAVIGATION), CENTRAL INSTITUTE OF FISHERIES. NAUTICAL AND ENGINEERING TRAINING, DEPARTMENT OF ANIMAL HUSBANDRY AND DAIRYING, MINISTRY OF AGRICULTURE, (Rs. 10000-15200)	1	-	1	0	1
18.	ASSISTANT WORKS MANAGER JUNIOR TIME SCALE) (CHEMIST/SAFETY), DEPARTMENT OF DEFENCE PRODUCTION AND SUPPLIES, MINISTRY OF DEFENCE, (Rs. 8000-13500)	9	-	9	3	6
19.	ASSISTANT DIRECTOR GRADE I (ELECTRICAL), DEPARTMENT OF SMALL SCALE, AGRO AND RURAL INDUSTRIES, SMALL INDUSTRY DEVELOPMENT ORGANISATION, MINISTRY OF INDUSTRY. (RS. 8000-13500)	1	-	1	1	0
20.	ENGINEER OFFICER IN VARIOUS TRAINING INSTITUTES UNDER THE DIRECTORATE GENERAL OF SHIPPING, MINISTRY OF SURFACE TRANSPORT (RS. 12000-16500)	9	-	9	9	0
21.	ENGINEER & SHIP SURVEYOR IN THE DIRECTORATE GENERAL OF SHIPPING/ MERCANTILE MARINE DEPARTMENT MINISTRY OF SURFACE TRANSPORT (RS. 12000-16500)	1	-	1	1	0
22.	ASSISTANT DIRECTOR (OPERATION) IN THE OFFICE OF THE DIRECTOR GENERAL OF CIVIL AVIATION. MINISTRY OF CIVIL AVIATION, (RS.10000-15200)	1	-	1	1	0
23.	ASSISTANT DIRECTOR (SAFETY), DIRECTORATE GENERAL FACTORY ADVICE SERVICE AND LABOUR INSTITUTES, MINISTRY OF LABOUR, (RS.8000-13500)	1	-	1	1	0
24.	ARCHITECTURAL ASSISTANT GRADE I, DEPARTMENT OF TELECOMMUNICATIONS, MINISTRY OF COMMUNICATIONS, (RS. 5500-9000)	-	2	2	2	0
25.	SENIOR SCIENTIFIC OFFICER (MECHANICAL/ AERONAUTICAL) GRADE II, DIRECTORATE GENERAL OF AERONAUTICAL QUALITY ASSURANCE, MINISTRY OF DEFENCE, (RS.8000-13500)	1	-	1	0	1
26.	ENGINEER AND SHIP SURVEYOR IN THE DIRECTORATE GENERAL SHIPPING/ MERCANTILE MARINE, DEPARTMENT, MINISTRY OF SURFACE TRANSPORT, (RS. 12000-16500)	2	-	2	2	0

Contd.....

1.	2.	3	4	5	6	7
27	NAUTICAL SURVEYOR IN THE DIRECTORATE GENERAL OF SHIPPING/ MERCANTILE MARINE DEPARTMENT, MINISTRY OF SURFACE TRANSPORT, (RS. 12000-16500)	1	-	1	1	0

LANGUAGES

28	PUNJABI OFFICER IN LANGUAGE DEPARTMENT, GOVERNMENT OF NATIONAL CAPITAL TERRITORY DELHI, (RS. 6500-10500)	-	1	1	0	1
29	TRANSLATOR (PUSHTO) IN ARMED FORCES HEAD QUARTERS, MINISTRY OF DEFENCE (RS. 8000-13500)	1	-	1	1	0

LEGAL

30	PUBLIC PROSECUTOR IN CENTRAL BUREAU OF INVESTIGATION, MINISTRY OF PERSONNEL, PUBLIC GRIEVANCES & PENSIONS (RS. 7450-11500)	-	3	3	3	0
31	CENTRAL GOVERNMENT ADVOCATE, DEPARTMENT OF LEGAL AFFAIRS MINISTRY OF LAW, JUSTICE AND COMPANY AFFAIRS, (RS. 14300-18300)	1	-	1	1	0
32	ASSISTANT LAW OFFICER IN THE LAW COMMISSION OF INDIA, DEPARTMENT OF LEGAL AFFAIRS, MINISTRY OF LAW, JUSTICE AND COMPANY AFFAIRS (RS. 10000-15200)	1	-	1	1	0

LIBRARY SCIENCE

33	PORT OFFICER, PORT DEPARTMENT OF THE UNION TERRITORY OF LAKSHADWEEP, MINISTRY OF SURFACE TRANSPORT, (RS. 10000-15200)	1	-	1	0	1
34	ASSISTANT EDITOR (GUJARATI) IN CENTRAL REFERENCE LIBRARY, DEPARTMENT OF CULTURE, MINISTRY OF CULTURE, YOUTH AFFAIRS AND SPORTS, (RS. 6500-10500)	-	1	1	1	..
35	ASSISTANT EDITOR (SANSKRIT) IN CENTRAL REFERENCE LIBRARY, DEPARTMENT OF CULTURE, MINISTRY OF CULTURE, YOUTH AFFAIRS AND SPORTS (RS. 6500-10500)	-	1	1	1	0
36	ASSISANT LIBRARY INFORMATION OFFICER (LANGUAGE - KANNADA) (LIBRARIAN GRADE-I) IN THE DEPARTMENT OF CULTURE MINISTRY OF CULTURE, YOUTH AFFAIRS AND SPORTS. (RS. 6500-10500)	-	1	1	0	1

MEDICAL

37	SPECIALIST GRADE II (PAEDIATRICS) MUNICIPAL CORPORATION OF DELHI. (RS. 10000-15200)	2	-	2	2	0
38	SPECIALIST GRADE II IN RADIOLOGY (RADIO-DIAGNOSIS) NEW DELHI MUNICIPAL COUNCIL (RS. 10000-15200)	1	-	1	1	0

1.	2.	3	4	5	6	7
39	SPECIALIST GRADE II (JUNIOR SCALE) IN ANAESTHESIOLOGY HEALTH AND FAMILY WELFARE DEPARTMENT (HEALTH) GOVERNMENT OF PONDICHERRY (RS. 10000-15200)	1	-	1	0	1
40	ASSISTANT DIRECTOR OF MINES SAFETY (OCCUPATIONAL HEALTH) GRADE I, DIRECTORATE GENERAL OF MINES SAFETY, MINISTRY OF LABOUR, (RS. 10000-15200)	1	-	1	1	-
41	SPECIALIST GRADE II (JUNIOR SCALE) IN PAEDIATRICS, HEALTH AND FAMILY WELFARE DEPARTMENT (HEALTH), GOVERNMENT OF PONDICHERRY . (RS, 10000-15200)	1	-	1	1	0
42	SPECIALIST GRADE II (GYNAECOLOGY), MUNICIPAL CORPORATION OF DELHI, (RS.10000-15200)	2	-	2	2	0
43	SPECIALIST GRADE II IN PSYCHATRY (JUNIOR SCALE), HEALTH AND WELFARE DEPARTMENT (HEALTH), GOVERNMENT OF PONDICHERRY, (RS. 10000-15200)	1	-	1	0	1
44	SPECIALIST GRADE II (JUNIOR SCALE) IN ORTHOPADICS, HEALTH AND WELFARE DEPARTMENT HEALTH), GOVERNMENT OF PONDICHERRY, (RS. 10000-15200)	2	-	2	1	1
45	CARDIOLOGIST, SPECIALIST GRADE II OF CENTRAL HEALTH SERVICE (NON- TEACHING SPECIALIST SUB-CADRE), DEPARTMENT OF HEALTH. MINISTRY OF HEALTH AND FAMILY WELFARE. (RS, 12000-16500)	3	-	3	2	1
46	DERMATOLOGIST, SPECIALIST GRADE II OF CENTRAL HEALTH SERVICE (NON-TEACHING SPECIALIST SUB-CADRE). DEPARTMENT OF HEALTH. MINISTRY OF HEALTH AND FAMILY WELFARE (RS. 10000-15200)	1	-	1	1	0
47	SPECIALIST MEDICAL OFFICER (GRADE II) (RADIOLOGY) IN ORDNANCE FACTORY ORGANISATION. DEPARTMENT OF DEFENCE PRODUCTION AND SUPPLIES, MINISTRY OF DEFENCE. (RS.10000-15200)	3	-	3	1	2
48	SPECIALIST MEDICAL OFFICER (GRADE II) (PATHOLOGY) IN ORDNANCE FACTORY BOARD, DEPARTMENT OF DEFENCE PRODUCTION AND SUPPLIES, MINISTRY OF DEFENCE, (RS.10000-15200)	2	-	2	2	0
49	SPECIALIST GRADE II (MEDICINE), MUNICIPAL CORPORATION OF DELHI, (RS. 10000-15200)	1	-	1	1	0
50	SPECIALIST GRADE II (JUNIOR SCALE) IN MEDICINE, HEALTH AND WELFARE DEPARTMENT (HEALTH), GOVERNMENT OF PONDICHERRY, (RS. 10000-15200)	1	-	1	1	0

1.	2.	3	4	5	6	7
51	SPECIALIST MEDICAL OFFICER (GRADE II) ANAESTHESIOLOGY IN ORDNANCE FACTORY BOARD, DEPARTMENT OF DEFENCE PRODUCTION AND SUPPLIES, MINISTRY OF DEFENCE, (RS. 10000-15200)	3	-	3	2	1
52	SPECIALIST GRADE II (JUNIOR SCALE) IN E.N.T., HEALTH AND WELFARE DEPARTMENT (HEALTH), GOVERNMENT OF PONDICHERRY, (RS. 10000-15200)	1	-	1	1	0
53	E.N.T. SPECIALIST, SPECIALIST GRADE II OF CENTRAL HEALTH SERVICE (NON-TEACHING SPECIALIST SUB-CADRE), DEPARTMENT OF HEALTH, MINISTRY OF HEALTH AND FAMILY WELFARE, (RS. 10000-15200)	2	-	2	2	0
54	SPECIALIST GRADE II (PAEDIATRICIAN), NEW DELHI MUNICIPAL COUNCIL (RS. 10000-15200)	1	-	1	1	0
55	SPECIALIST MEDICAL OFFICER (GRADE II) (GENERAL MEDICINE) IN ORDNANCE FACTORY ORGANISATION, DEPARTMENT OF DEFENCE PRODUCTION AND SUPPLIES, MINISTRY OF DEFENCE, (RS. 10000-15200)	2	-	2	2	0
56	DIRECTOR (AYURVEDA AND SIDDHA) IN THE DEPARTMENT OF INDIAN SYSTEM OF MEDICINE AND HOMOEOPATHY, MINISTRY OF HEALTH AND FAMILY WELFARE, (RS. 22400-24500)	1	-	1	0	1
57	ENDOCRINOLOGIST, SPECIALIST GRADE II CENTRAL HEALTH SERVICE (NON-TEACHING SPECIALIST SUB-CADRE), DEPARTMENT OF HEALTH, MINISTRY OF HEALTH AND FAMILY WELFARE, (RS. 12000-16500)	1	-	1	0	1
MOTION PICTURE						
58	DEPUTY DIRECTOR IN FILMS DIVISION, MINISTRY OF INFORMATION AND BROADCASTING, (RS.8000-13500)	1	-	1	0	1
SCIENTIFIC AND TECHNICAL						
59	WORKS MANAGER IN THE SECURITY PAPER MILL, DEPARTMENT OF ECONOMIC AFFAIRS, MINISTRY OF FINANCE, (RS. 12000-16500)	1	-	1	0	1
60	ASSISTANT CHIEF CIVIL HYDROGRAPHIC OFFICER IN THE OFFICE OF THE NAVAL HEADQUARTERS, MINISTRY OF DEFENCE (RS. 10000-15200)	1	-	1	0	1
61	JUNIOR SCIENTIFIC OFFICER (CHEMISTRY) IN THE CENTRAL - FORENSIC SCIENCE LABORATORIES UNDER THE BUREAU OF POLICE RESEARCH AND DEVELOPMENT, MINISTRY OF HOME AFFAIRS, (RS.6500-10500)	-	1	1	1	0

1.	2.	3.	4.	5.	6.	7.
62	SCIENTIFIC ASSISTANT (ELECTRONICS) IN NATIONAL - TEST HOUSE DEPARTMENT OF SUPPLY, MINISTRY OF COMMERCE. (RS.6500-10500)	-	1	1	0	1
63	RESEARCH OFFICER (WAGE REVISION), MINISTRY OF SURFACE TRANSPORT. (RS. 8000-13500)	1	-	1	0	1
STENOGRAPHY						
64	ASSISTANT DIRECTOR (HINDI TYPEWRITING STENOGRAPHY), CENTRAL HINDI TRAINING INSTITUTE. DEPARTMENT OF OFFICIAL LANGUAGE. MINISTRY OF HOME AFFAIRS. (RS. 2000-3500) (PRE-REVISED)	-	2	2	2	0
TEACHING						
65	LECTURER (SECRETARIAL PRACTICE- ENGLISH), DIRECTORATE OF TRAINING AND TECHNICAL EDUCATION, GOVERNMENT OF NATIONAL CAPITAL TERRITORY OF DELHI, (RS. 8000.13500)	1	-	1	1	0
66	ASSISTANT PROFESSOR OF PUBLIC HEALTH, ALL INDIA INSTITUTE OF HYGIENE & PUBLIC HEALTH, SPECIALIST GRADE II OF CENTRAL HEALTH SERVICE, DEPARTMENT OF HEALTH, MINISTRY OF HEALTH AND FAMILY WELFARE. (RS. 10000-15200)	2	-	2	1	1
67	ASSISTANT PROFESSOR IN AERONAUTICAL ENGINEERING, PUNJAB ENGINEERING COLLEGE, CHANDIGARH ADMINISTRATION, (RS. 3700-5700) (PRE-REVISED)	1	-	1	1	0
68	ASSISTANT PROFESSOR OF RADIO DIAGNOSIS, SPECIALIST GRADE II OF CENTRAL HEALTH SERVICE (TEACHING SPECIALIST SUB-CADRE), DEPARTMENT OF HEALTH, MINISTRY OF HEALTH AND FAMILY WELFARE (RS. 10000-15200)	1	-	1	1	0
69	LECTURER IN ELECTRICAL ENGINEERING (TECHNICAL) IN DELHI COLLEGE OF ENGINEERING, DEPARTMENT OF TRAINING AND TECHNICAL EDUCATION, GOVERNMENT OF NATIONAL CAPITAL TERRITORY OF DELHI, (RS.8000-13500)	1	-	1	1	0
70	ASSISTANT PROFESSOR OF PHYSIOLOGY, SPECIALIST GRADE II OF CENTRAL HEALTH SERVICE (TEACHING SPECIALIST SUB-CADRE), DEPARTMENT OF HEALTH, MINISTRY OF HEALTH AND FAMILY WELFARE. (RS. 10000-15200)	1	-	1	1	0
71	ASSOCIATE PROFESSOR OF ENDOCRINOLOGY, SPECIALIST GRADE II OF CENTRAL HEALTH SERVICE (TEACHING SPECIALIST SUB-CADRE), DEPARTMENT OF HEALTH, MINISTRY OF HEALTH AND FAMILY WELFARE. (RS. 12000-16500)	2	-	2	0	2
72	LECTURER IN CIVIL ENGINEERING IN DR. B.B.A. GOVERNMENT POLY-TECHNIC, DAMAN & DIU AND DADRA & NAGAR HAVELI ADMINISTRATION, (RS. 8000-13500)	3	-	3	3	0

73	ASSOCIATE PROFESSOR OF NEUROLOGY, J.I.P.M.E.R., SPECIALIST GRADE II OF CENTRAL HEALTH SERVICE (TEACHING SPECIALIST SUB-CADRE), DEPARTMENT OF HEALTH, MINISTRY OF HEALTH AND FAMILY WELFARE. (RS. 12000-16500)	2	-	2	1	1
74	LECTURER IN ENGLISH INDIA B.B.A. GOVERNMENT POLYTECHNIC, DAMAN & DIU AND DADRA AND NAGAR HAVELI ADMINISTRATION. (RS.8000-13500)	1	-	1	0	1
75	LECTURER IN HISTORY IN GOVERNMENT COLLEGE, DEPARTMENT OF EDUCATION, CHANDIGARH ADMINISTRATION. (RS. 2200-4000) (PRE-REVISED)	1	-	1	1	0
76	ASSISTANT PROFESSOR (CHEMISTRY) (NON-TECHNICAL) IN DELHI COLLEGE OF ENGINEERING, GOVERNMENT OF NATIONAL CAPITAL TERRITORY OF DELHI, (RS.12000-18000)	1	-	1	0	1
77	PROFESSOR IN MECHANICAL ENGINEERING (HEAT TRANSFER), COLLEGE OF MILITARY ENGINEERING, MINISTRY OF DEFENCE, (RS. 16400-22400).	1	-	1	1	0
78	LECTURER (TECHNICAL) IN MECHANICAL ENGINEERING IN DELHI COLLEGE OF ENGINEERING, GOVERNMENT OF NATIONAL CAPITAL TERRITORY OF DELHI, (RS. 8000-13500)	1	-	1	1	0
79	PROFESSOR IN ELECTRONICS AND ELECTRICAL COMMUNICATION ENGINEERING PUNJAB ENGINEERING COLLEGE, CHANDIGARH ADMINISTRATION, (RS. 4500-7300) (PRE-REVISED)	1	-	1	1	0
80	LECTURER (GARMENT FABRICATION TECHNOLOGY) UNDER THE DIRECTORATE OF TRAINING AND TECHNICAL EDUCATION, GOVERNMENT OF NATIONAL CAPITAL TERRITORY OF DELHI, (RS. 8000-13500)	1	-	1	1	0
81	ASSISTANT PROFESSOR IN ELECTRICAL ENGINEERING, PUNJAB ENGINEERING COLLEGE, CHANDIGARH ADMINISTRATION. (RS. 3700-5700) (PRE-REVISED)	1	-	1	1	0
82	LECTURER (COMPUTER APPLICATION) IN GOVERNMENT POLYTECHNIC UNDER THE DIRECTORATE OF TRAINING AND TECHNICAL EDUCATION, GOVERNMENT OF NATIONAL CAPITAL TERRITORY OF DELHI, (RS. 8000-13500)	1	-	1	1	0
83	ASSISTANT PROFESSOR OF TUBERCULOSIS & CHEST DISEASES, SPECIALIST GRADE II OF CENTRAL HEALTH SERVICE (TEACHING SPECIALIST SUB-CADRE), DEPARTMENT OF HEALTH, MINISTRY OF HEALTH AND FAMILY WELFARE, (RS.10000-15200)	1	-	1	0	1
84	LECTURER (CIVIL ENGINEERING) IN GOVERNMENT POLYTECHNIC UNDER THE DIRECTORATE OF TRAINING AND TECHNICAL EDUCATION, GOVERNMENT OF NATIONAL CAPITAL TERRITORY OF DELHI, (RS. 8000-13500)	2	-	2	2	0

1	2	3	4	5	6	7
85	PROFESSOR IN CIVIL ENGINEERING (SURVEY), COLLEGE OF MILITARY ENGINEERING, MINISTRY OF DEFENCE. (RS. 16400-22400)	1	-	1	0	1
86	ASSISTANT PROFESSOR OF SKIN & V.D., SPECIALIST GRADE II OF CENTRAL HEALTH SERVICE (TEACHING SPECIALIST SUB-CADRE), DEPARTMENT OF HEALTH, MINISTRY OF HEALTH AND FAMILY WELFARE. (RS 10000-15200)	1	-	1	1	0
87	ASSISTANT PROFESSOR IN PRODUCTION ENGINEERING, PUNJAB ENGINEERING COLLEGE, CHANDIGARH ADMINISTRATION, (RS. 12000-18300)	1	-	1	0	1
88	ASSISTANT PROFESSOR IN METALLURGICAL ENGINEERING, PUNJAB ENGINEERING COLLEGE, CHANDIGARH ADMINISTRATION, (RS. 3700-5700) (PRE-REVISED)	1	-	1	1	0
89	PROFESSOR IN CIVIL ENGINEERING, PUNJAB ENGINEERING COLLEGE, CHANDIGARH ADMINISTRATION, (RS. 4500-7300) (PRE-REVISED)	2	-	2	1	1
90	ASSISTANT PROFESSOR OF MICROBIOLOGY, SPECIALIST GRADE II OF CENTRAL HEALTH SERVICE (TEACHING SPECIALIST SUB-CADRE), DEPARTMENT OF HEALTH, MINISTRY OF HEALTH AND FAMILY WELFARE. (RS. 10000-15200)	1	-	1	1	0
91	ASSISTANT PROFESSOR IN MATHEMATICS, PUNJAB ENGINEERING COLLEGE, CHANDIGARH ADMINISTRATION, (RS. 3700-5700) (PRE-REVISED)	1	-	1	1	0
92	ASSISTANT PROFESSOR OF PSYCHIATRY, SPECIALIST GRADE II OF CENTRAL HEALTH SERVICE (TEACHING SPECIALIST SUB-CADRE), DEPARTMENT OF HEALTH, MINISTRY OF HEALTH AND FAMILY WELFARE, (RS. 10000-15200)	1	-	1	1	0
93	SENIOR LECTURER (PHYSIOLOGY), GOVERNMENT MEDICAL COLLEGE, DEPARTMENT OF MEDICAL EDUCATION AND RESEARCH, CHANDIGARH ADMINISTRATION, (RS. 10025-15100)	2	-	2	0	2
94	LECTURER (INTERIOR DECORATION) FOR GOVERNMENT POLYTECHNIC, DIRECTORATE OF TRAINING AND TECHNICAL EDUCATION, GOVERNMENT OF NATIONAL CAPITAL TERRITORY OF DELHI, (RS. 8000-13500)	1	-	1	1	0
95	ASSISTANT PROFESSOR IN ELECTRONICS AND ELECTRICAL COMMUNICATION ENGINEERING, PUNJAB ENGINEERING COLLEGE, CHANDIGARH ADMINISTRATION, (RS. 3700-5700) (PRE-REVISED)	1	-	1	1	0

96	PROFESSOR IN CHEMISTRY, PUNJAB ENGINEERING COLLEGE, CHANDIGARH ADMINISTRATION, (RS. 4500-7300) (PRE-REVISED)	1	-	1	1	0
97	ASSISTANT PROFESSOR IN MATHEMATICS, PUNJAB ENGINEERING COLLEGE, CHANDIGARH ADMINISTRATION, (RS. 3700-5700) (PRE-REVISED)	1	-	1	1	0
98	ASSISTANT PROFESSOR OF PAEDIATRICS IN THE SPECIALIST GRADE II OF CENTRAL HEALTH SERVICE (TEACHING SPECIALIST SUB-CADRE), DEPARTMENT OF HEALTH, MINISTRY OF HEALTH AND FAMILY WELFARE, (RS. 10000-15200)	1	-	1	1	0
99	PROFESSOR IN ELECTRICAL ENGINEERING (COMPUTERS), COLLEGE OF MILITARY ENGINEERING, MINISTRY OF DEFENCE, (RS. 16400-22400)	1	-	1	1	0
100	ASSISTANT DIRECTOR (LECTURER) IN NORTH EASTERN POLICE ACADEMY, MINISTRY OF HOME AFFAIRS, (RS. 8000-13500)	1	-	1	0	1
101	LECTURER IN LAW IN DR. AMBEDKAR GOVERNMENT LAW COLLEGE, GOVERNMENT OF PONDICHERRY, (RS. 8000-13500)	1	-	1	1	0
102	PROFESSOR IN ELECTRICAL ENGINEERING IN PUNJAB ENGINEERING COLLEGE, CHANDIGARH ADMINISTRATION, (RS. 4500-7300) (PRE-REVISED)	1	-	1	1	0
103	PROFESSOR IN MATHEMATICS, COLLEGE OF MILITARY ENGINEERING, MINISTRY OF DEFENCE, (RS. 16400-22400)	1	-	1	1	0
104	LECTURER (INDUSTRIAL ENGINEERING) IN GOVERNMENT POLYTECHNIC, DIRECTORATE OF TRAINING AND TECHNICAL EDUCATION, GOVERNMENT OF NATIONAL CAPITAL TERRITORY OF DELHI, (RS. 8000-13500)	1	-	1	1	0
105	LECTURER (ELECTRICAL ENGINEERING), DIRECTORATE OF TRAINING AND TECHNICAL EDUCATION, GOVERNMENT OF NATIONAL CAPITAL TERRITORY OF DELHI, (RS.8000-13500)	1	-	1	1	0
106	PROFESSOR IN COMPUTER SCIENCE AND ENGINEERING IN PUNJAB ENGINEERING COLLEGE, CHANDIGARH ADMINISTRATION, (RS. 4500-7300) (PRE-REVISED)	1	-	1	1	0
107	ASSISTANT PROFESSOR OF SURGERY, SPECIALIST GRADE II OF CENTRAL HEALTH SERVICE (TEACHING SPECIALIST SUB-CADRE), DEPARTMENT OF HEALTH, MINISTRY OF HEALTH AND FAMILY WELFARE, (RS. 10000-15200)	1	-	1	1	0
108	ASSISTANT PROFESSOR OF PATHOLOGY, SPECIALIST GRADE II OF CENTRAL HEALTH SERVICE (TEACHING SPECIALIST SUB-CADRE), DEPARTMENT OF HEALTH, MINISTRY OF HEALTH AND FAMILY WELFARE, (RS.10000-15200)	1	-	1	1	0

1.	2.	3.	4.	5.	6.	7.
109	LECTURER (MATHEMATICS), - GOVERNMENT POLYTECHNIC FOR WOMEN, CHANDIGARH ADMINISTRATION, (RS.7880-13500)	-	1	1	1	0
110	LECTURER IN COMMERCE IN GOVERNMENT COLLEGE, DEPARTMENT OF EDUCATION, CHANDIGARH ADMINISTRATION, (RS. 2200-4000) (PRE-REVISED)	-	1	1	1	0
111	LECTURER IN DANCE IN GOVERNMENT COLLEGE, DEPARTMENT OF EDUCATION, CHANDIGARH ADMINISTRATION, (RS. 2200-4000) (PRE-REVISED)	-	1	1	1	0
112	ASSISTANT PROFESSOR OF MEDICINE, SPECIALIST GRADE II OF CENTRAL HEALTH SERVICE (TEACHING SPECIALIST SUB-CADRE), DEPARTMENT OF HEALTH, MINISTRY OF HEALTH AND FAMILY WELFARE, (RS. 10000-15200)	1	-	1	1	0

TECHNOLOGY

113	MANAGER (QUALITY ASSURANCE) IN SECURITY PAPER MILL, DEPARTMENT OF ECONOMIC AFFAIRS, MINISTRY OF FINANCE, (RS. 12000-16500)	1	-	1	0	1
-----	--	---	---	---	---	---

VETERINARY SCIENCE

114	ANIMAL GENETICIST IN THE CENTRAL CATTLE BREEDING FARM, DEPARTMENT OF ANIMAL HUSBANDRY AND DAIRYING, MINISTRY OF AGRICULTURE, (RS.6500-10500)	-	1	1	0	1
-----	--	---	---	---	---	---

GRAND TOTAL		157	22	179	125	54
--------------------	--	------------	-----------	------------	------------	-----------

SOURCE: UNION PUBLIC SERVICE COMMISSION'S ANNUAL REPORT 2000-2001

TABLE-10

Vacancies which could not be filled by State Public Service Commissions and Railway Recruitment Boards for want of suitable applicants during the year 2000.

Sl. No.	Designation of the post and Scale of Pay	No. of Post	Reserv-ation if any	Qualification and Experience required
1.	2.	3.	4.	5.

I. ENGINEERING AND TECHNOLOGY

1.	Assistant Executive Engineer (Rs. 3110-6840) (Pre-Revised)	32	SC: 5 ST: 7 BC: 8	B.E (Civil) or Mechanical or a pass in Sections A & B of AMIE.
2.	Assistant Director Survey & Land Records (Rs. 3640-7580) (Pre-Revised)	2	PH: 2	B.E (Civil) or B. Tech. (Civil) Engineering.
3.	Assistant Engineers in Panchayat-raj Engineering. Sub-Ser. & AP. Engg. Sub Services (Rs. 2600-5580) (Pre-Revised)	7	ST: 7	For Panchayatraj Engg. Sub-Ser: B.E. (Civil) or B.E (Mech.) or U.S or LCE OR LME or L.A.E or L.S.E or D.C.E Diploma or any other equivalent qualification A.P. Engineering Sub-Services: i. Degree in Civil or Mech. Or Electrical or ii. Diploma in Civil or Mech. Or Electrical or iii. Upper Subordinate L.C.E or iv. Pass in A & B of A.M.I.E.
4.	Assistant Executive Engineers (Rs. 3110-6380) (Pre-Revised)	15	ST: 1 SC: 4	B.E. (Civil) or Mech. or Pass in Sections A & B of A.M.I.E.
5.	Assistant Tester in the Tamil Nadu Industries Subordinate Service. (Rs. 5500-9000)	1	MBC: 1	A degree or Diploma in Electrical and Electronics Engineering.
6.	Apprentices Junior Engineer Gr.II (C&W) (Rs. 5000-8000)	7	EX.SM:7	Diploma in Mechanical/Electrical Engineering.
7.	Apprentices Chemical & Matallurgical Assistant Grade-I (Rs. 5500-9000)	2	EX.SM:2	Degree in Metallurgy/Chemical Engineering or M.Sc in Chemistry/Applied Chemistry.
8.	Apprentices Junior Engineer Gr. II (P. Way) (Rs. 5000-8000)	8	EX.SM: 8	Diplom in Civil Engineering
9.	Senior Draftsman (Rs. 5000-8000)	1	ST: 1	Diploma in Architecture or Diploma in Civil Engineering.
10.	Junior Engineer-II (Mehanical) (RS. NA)	1	ST: 1	Diploma in Mech./Elect./Electronics Engineering from a recognised Institution.

1.	2.	3.	4.	5.
11.	Chief Design Assistant/ Chief Research Assistant (Rs. NA)	1 ST:	1	Master of Engineering in Mech. Engineering or B.E. in Mech. Engineering from recognised Institution, with two years experience.
12.	Senior Draftsman (Architecture) (Rs. 5000-8000)	3 SC: OB:	1 1	Diploma in Architecture.
13.	Head of Department Plastic and Polymer, Maharashtra Engineering Teachers and Administrative Service, Group-A. (Rs. 10000-15000)	1		1st Class Master's Degree in Mechanical/1st Class Bachelor's degree in appropriate branches of Polymer Science & Polymer Technology, Polymer Eng., Process Engg. with 5 years experience in Industrial/Practical/Teaching/ Research after acquiring bachelor's degree.
14.	Deputy Engineer (Electrical) Assistant Electrical Inspector, Maharashtra Service of Electrical Engineering, Group-A (Rs. 8000-13500)	1 OBC:	1	B.E. in Electrical/Mechanical/Telecommunication of a University or Institute with 3 year's practical experience in Planning or designing or operation of Electrical Power Plant or transmission or distribution of Electrical Energy.
15.	Dairy Engineer, Dairy Development Department, Group-A (Rs. 10750-15850)	2 SC: ST:	1 1	2nd Class degree in Dairy Engineering/Mechanical Engineering/Mechanical and Electrical Engineering with 5 years experience in a responsible capacity in a large scale dairy or milk packing plant.
16.	Head of Department, Dress Designing and Garment Manufacturing. Group-A (Rs. 10000-15200)	1 SC:	1	Higher second class degree and diploma in Dress Designing and Garment manufacturing awarded by Board of Technical Examination. with 7 years experience in Industrial/practical/teaching/ research etc.
17.	Head of Department, Mechanical Engineering, Group-A (Rs. 10000-15200)	2 SC: ST:	1 1	Master's degree in Mechanical Engineering/ Production Engg. with 5 years experience in teaching, Industrial practical and research.
18.	Lecturer in Printing Technology Government Polytechnic, Group-A (junior), (Rs. 7450-11500)	1 ST:	1	1st Class B.E. in Printing Technology.
19.	Lecturer in Dress Designing and Garment Manufacturing. Group-A (Junior) (Rs. 7450-11500)	3 SC: DT: OBC:	1 1 1	Higher second class degree in any field. Second class diploma in Dress Designing and Garment Manufacturing awarded by Technical Education.
20.	Lecturer in Computer Technology Group-A (Junior) (Rs. 7450-11500)	1 ST:	1	1st Class Bachelor's degree in appropriate field of Engineering or Technology or Masters Degree in relevant branch of Engineering.
21.	Lecturer in Instrumentation, Government Polytechnic. Group-A (Junior) (Rs. 7450-11500)	1 ST:	1	1st Class bachelor's degree in Instrumentation/ Instrumental Electronics.

Contd.....

1.	2.	3.	4.	5.
22.	Principal/Vice Principal Industrial Training Institute, Group-B (Rs. 6500-10500)	2 ST: 1 OBC: 1	1	IInd class Bachelor's degree in Mechanical/ Electrical Engineering.
23.	Deputy Engineer (Mechanical) Maharashtra Engineering Service, Group-A (RS. 8000-13500)	13 SC: 1 ST: 4 DT(A): 1 NT(C): 1 NT(D): 1 SBC: 2 OBC: 3	1	Degree in Mechanical Engineering of a statutory University or any recognised institution with 3 years practical experience in design, Construction, maintenance of Mechanical workshop under I.D or PWD.
24.	Lecturer in Electrical Engineering, Group-A (Junior) (RS. 7450-11500)	9 ST: 9	9	Degree in Electrical Engineering/Power Engg./ Electrical and Power Engineering.
25.	Lecturer in Mechanical Engineering	11 ST: 11	11	Degree in Mechanical Engineering; Production Engineering
26.	Lecturer in Electronics, (Rs. 7450-11500)	3 ST: 2 NT(C): 1	2	Degree in Electronics and Telecommunication, Industrial Economics.
27.	Lecturer in Civil Engineering Government Polytechnic, Group-A (Rs. 7450-11500)	10 ST: 10	10	Ist class Bachelor's degree in Civil Engineering/ Construction Technology/Structural Engineering.
28.	Lecturer in Computer Engineering (RS. 7880-13500)	1 OBC: 1	1	Bachelor's degree in Computer Engineering or B.E Degree in Computer Engineering from a recognised University/Board/Institution.
29.	Apprentices Motor Man (Rs. 1600-2600 RSRP)	72 SC: 10 ST: 8 OBC: 19 EX.M: 7	10	Diploma in (Electrical/Mechanical/Electronics) Engineering or B.Sc with Physics as one of the main subjects
30.	Apprentices Junior Engineer (Signal) (RS. 5000-8000 RSRP)	37 SC: 6 ST: 3 OBC: 11 Ex.M: 1	6	Diploma in (Electrical/Electronics/Telecommunication/Mechanical) Engineering.
31.	Apprentices Junior Engineer (Telecom) (Rs. 5000-8000 RSRP)	27 SC: 4 ST: 2 OBC: 7	4	Diploma in (Electrical/Electronics/Telecommunication/Radio) Engineering or B.Sc (Physics).
32.	Apprentices ESM, Grade-III (RS 3050-4590 RSRP)	92 SC: 14 ST: 7 OBC: 24 EXM 1	14	Higher Secondary (10+2) with Physics & Maths or SSC with ITI in Electrician/Electrical Fitter/ Wireman and 1 year experience as casual ESM in S & T Dept. of Railway or Casual ESM/ Electrical Fitter with minimum 3 years experience in S & T department of Railway.
33.	Section Engineering (P. Way) (Rs. 6500-10500)	5 SC: 1 OBC: 1	1	Degree in Civil Engineering.

1.	2.	3.	4.	5.
34.	Apprentices Section Engineer (Works & P.Way) (RS. 6500-10500 RSRP)	32	SC: 5 ST: 2 OBC: 8 EXM: 1	Degree in Civil Engineering.
35.	Apprentices Junior Engineer Grade-II (Works) (RS. 5000-8000 RSRP)	11	SC: 1 ST: 1 OBC: 2 EXM: 2	Diploma in Civil Engineering.
36.	Apprentices Electrical Signal Maintainer, Grade-II (RS.4000-6000 RSRP)	126	SC: 14 ST: 8 OBC: 25 EXM: 1	Pass, in 1st year B.Sc (Physics) (Casual ESM of Railways with minimum 2 years of working in S & T Department & who have passed higher secondary (10+2) with Maths & Physics are also eligible).
37.	Apprentices Section Engineer (Electrical) (Rs. 6500-10500 RSRP)	21	SC: 5 ST: 3 OBC: 2	Degree in (Electrical/Electronics Engineering).
38.	Apprentices WTM/TCM Grade-III (RS. 3050-4590 RSRP)	53	SC: 4 ST: 2 OBC: 8	Higher Secondary (10+2) with Maths & Physics or its equivalent. Casual, WTM/TCM of S&T Deptt. of Railways with 1 years experience who are matriculate & possessing ITI Certificate in Electrical/Radio/Wireless/Telecommunication/TV Trade or Casual ETM/TCM in S & T deptt. of Railways with 3 years working are also eligible.
39.	Deputy Town Planner, Class-I, (Rs. 10000-15200)	5	ST: 3 SEBC: 1	Degree in Architecture/Civil Engineering of a recognised University or Institute. Degree/Diploma in City/Town/Regional Planning awarded by Institution with 5 years experience in Town Planning.
40.	Deputy Town Planner, Class-I (Rs. 10000-15200)	1	ST: 1	-do-
41.	Head of Department of Computer Technology	1	SEBC: 1	1st Class Master degree in Engineering/Tech. or its equivalent. 5 years experience on responsible post in teaching, industry and research.
42.	Princiapl, Government Polytechnic in GES. (Rs. 16400-20000)	8	SEBC: 2	1st Class Master degree in any Branch of Engineering/Technology. 10 years of teaching experience in industry or research.
43.	Head of the Department of Electronics & Radio Engineering. (RS. 12000-18000)	5	SEBC: 1 Women:1	1st Class Master's degree in Engineering or Technology or its equivalent. 5 years experince on responsible post in teaching, industry and research.

1.	2.	3.	4.	5.
44.	Deputy Director of Industries/ General Manager, (Rs. 3000-4750) (Pre-Revised)	1 ST:	1	Degree in Engineering/Technology or 2nd Class Master's Degree in Physics/Chemistry/Mathematics/Statistics/Economics/Commerce. Five year's experience in a responsible post in the working and development of College & small scale Industries.
45.	Lecturer in Textile Engineering (RS. 8000-13500)	1 SC:	1	1st Class Bachelor's degree in appropriate branch of Engineering/Technology or equivalent Appropriate branch-Textile Engineering/Textile Technology.
46.	Lecturer in Weaving, (Rs. 8000-13500)	1 SC:	1	-do-
47.	Lecturer in Leather Technology, (Rs. 8000-13500)	1 SC:	1	-do-
48.	Lecturer in Textile Testing (Rs. 8000-13500)	1 SC:	1	-do-
49.	Lecturer in Mechanical Engineering (RS. 8000-13500)	2 ST:	2	1st Class Bachelor's degree in Mechanical Engineering or its equivalent with one year's Industrial experience.
50.	Assistant Professor of Computer Science. (Rs. 12000-18300)	1 SC:	1	Doctorate degree/1st Class Master's degree in the appropriate branch of Engineering or allied fields or equivalent Appropriate branch Computer Science & Technology/Electronics & Tele-Communication Engineering, with Five year's experience in teaching/research/industry.
51.	Assistant Professor of Leather Technology (Rs. 12000-18300)	1 SC:	1	1st Class Master's degree in appropriate branch of Engineering/Technology or equivalent Appropriate branch-Leather Technology/Footwear Technology. Five year's experience in Teaching/ Research/Industry.
52.	Assistant Professor of Textile Chemistry (R.s 12000-18300)	1 SC:	1	1st Class Master's degree in appropriate branch of Engineering/Technology or equivalent Appropriate branch-Textile Chemistry/Fibre Science. Five year's experience in Teaching/Research/ Industry.
53.	Assistant Professor of Dyeing (Rs. 12000-18300)	1 ST:	1	-do-
54.	Assistant Professor of Mechanical Engineering (RS. 12000-18300)	2 SC:	2	Doctorate degree or 1st Class Master's degree in appropriate branch of Engineering. Appropriate branch of Mechanical Engineering five year's experience in Teaching/Research/Industry.

1.	2.	3.	4.	5.
55.	Assistant Professor of Electronics & Telecommunication Engineering. (RS. 12000-18300)	1 SC:	1	Doctorate degree/1st Class Master's degree in the appropriate branch of Engineering/allied field/ equivalent. Appropriate branch-Electronics & Telecommunication Engineering/Radio-Physics & Electronics. Five year's experience in teaching/ research/industry.
56.	Professor of Leather Technology. (Rs. 16400-22400)	2 ST:	1	Doctorate degree in appropriate field of Leather/ Footwear/Bio-Technology/Microbiology/Environment Science and Technology/Polymer Science and Technology. Ten years experience in teaching/ Research/Industry.
57.	Professor of Mechanical Engineering (Rs. 16400-22400)	2 SC:	1	Doctorate degree/Bachelor's degree in appropriate branch of Engineering or allied fields or equivalent. Appropriate branch-Mechanical Engineering. Ten year's experience in Teaching/Research/ Industry.
58.	Professor of Computer Science. (Rs. 16400-22400)	1		Doctorate degree/Bachelor's degree in appropriate branch of Engineering/allied fields/equivalent. Appropriate branch-Computer Science and Technology/Electronics & Telecommunication. Ten year's experience in Teaching/Research/ Industry.
59.	Professor of Electronics & Telecommunication Engineering (Rs. 16400-22400)	2		Doctorate degree/Bachelor's degree in Electronics & Telecommunication Engg./Radio-Physics and Electronics/allied fields/equivalent. 10 year's experience in teaching/research/industry.
60.	Principal, College of Ceramic Technology (Rs. 18400-22400)	1		Doctorate degree/Bachelor's degree in Ceramic/ Technology/Ceramic Engineering/Material Science/ Metallurgy/Chemical Engineering/Chemical Tech. with Silicate Technology as special subject. 10 year's experience in teaching/research/industry.
61.	Lecturer in Architecture (Rs. 8000-13500)	4 SC: ST:	3 1	1st Class bachelor's degree in Architecture or equivalent. Two years experience in Teaching/Research/ Industry.
62.	Assistant Engineer (Medical/Electrical) (Rs. 8000-13500)	1 ST:	1	B.E. in (Mechanical/Electrical Engineering) or equivalent.
63.	Assistant Engineer (Agri-Electrical) (Rs. 8000-13500)	1 ST:	1	B.E in (Electrical Engineering) or equivalent.
64.	Assistant Engineer (Agri-Irrigation) (Rs. 8000-13500)	1 ST:	1	B.E. in (Civil or Agricultural Engineering) or equivalent.

1.	2.	3.	4.	5.
65.	Assistant Engineer (Agri-Mechanical) (Rs. 8000-13500)	1 ST:	1	B.E in (Mechanical/Agricultural Engineering) or equivalent
66.	Head of Section (Architecture) (Poly.) (Rs. 7800-12975)	1		Degree in Architecture branch of Engineering or Technology or any other qualifications recognised by Government. 8 years experience in Engineering Profession of which at least 3 years should be teaching experience as lecturer.
67.	Head of Section (Polymer) Technology (Rs. 7800-12975)	2		Degree in Polymer Technology branch of Engg./ Technology recognised by Government. 8 years experience in Engg., of which atleast 3 years should be teaching experience as lecturer.
68.	Head of Section (Electronics & Instrumentation) (Rs. 7800-12975)	3		Degree in Electronics & Instrumentation/Tech. Diploma in appropriate branch of Engg./Technology. 3 years experience as lecturer.
69.	Head of Section (Computer Hardware Maintenance) (Rs. 7800-12975)	2		Degree in Computer Hardware Maintenance/Tech. recognised by Government. 3 years experience as lecturer.
70.	Training Instructor (Carpentry) (Rs. NA)	1 ST:	1	Pass in SSLC or its equivalent and certificate in the particular trade. 3 years particular trade exp. National Trade Certificate in the particular subject.
71.	Roller Driver (Rs. 3050-5230)	5 SC/ST		National Trade Certificate in the trade of Mechanic (Diesel)/Mechanic (Motor Vehicle). 3 years experience in Driving Road Rollers and Heavy diesel engines.
72.	-DO-	5 ST:	5	-do-
73.	Junior Manager (Grade-IV) (Rs. 1875-3960)	5 ST:	5	M.Com degree from recognised University. A degree in Engineering with Post Graduate Diploma in Business Management.
74.	Assistant Engineer (Civil) (Rs. 6675-10550)	2 ST:	2	B.Sc/B.Tech, Degree in Engineering (Civil)/Diploma in Civil Engineering from recognised Institution. Pass in Section A & B of the Associate Membership Examination.

II. AGRICULTURAL & VETERINARY SCIENCE (INCLUDING TEACHING)

75.	Inspector of Fisheries (Rs. 2600-5580) (Pre-Revised)	2 ST:	2	B.F.Sc/M.Sc (Aquaculture or Mariculture), M.Sc (Fisheries/Marine Biology) M.Sc (Zoology).
-----	--	-------	---	---

1.	2.	3.	4.	5.
76.	Marketing Assistants (Rs. 2600-5580) (Pre-Revised)	1 ST:	1	B.Sc in Agriculture or a 1st Class Degree of B.Sc with Agriculture as an optional subject or 1st Class Degree in Economics, Mathematics, Statistics or Commerce or 2nd Class Master Degree in Eco., Mathematics, Statistics or Commerce.
77.	Veterinary Doctor, (Rs. 2200-4000) (Pre-revised)	2 SC:	2	A degree of B.V.Sc & Animal Husbandary from a recognised University as laid down under the Indian Veterinary Science or Animal Husbandary.
78.	Assistant Surgeon Veterinary (Rs.8000-13500)	260 SC: ST:	33 38	Graduate in Veterinary Science from any recognised University.
79.	Deputy Director of Animal Husbandry (Rs. 10000-15200)	2 ST:	2	A 2nd Class Degree/Post-Graduate degree in Veterinary Science/Animal Husbandry of recognised university/Institute. 5 year's experience of Extension work in Animal Husbandry.
80.	Assistant Mycologist/Plant Pathologist (Rs. 8000-13500)	1 ST:	1	Bachelor's degree in Agriculture/Master's degree in Agriculture or equivalent. Bachelor's/Master's degree in Mycology/Plant Pathology.

III. MEDICAL (INCLUDING TEACHING)

81.	Civil Assistant Surgeons (Rs. 3640-7580) (Pre-Revised)	2 ST:	2	MBBS Degree as entered in the Schedule to the Medical Council Act, 1956. Must be a permanent registered Medical Practitioner
82.	Assistant Dental Surgeon in the Tamil Nadu Medical Service. (Rs. 8000-13500)	2 ST:	2	B.D.S.
83.	Assistant Medical Officer (Unani/Ayurveda) in the Tamil Nadu Medical Service (Rs. 8000-13500)	5 SC: MBC:	4 1	BSMS/BAMS/BUMS.
84.	Health Officer in the Tamil Nadu Public Health Service (Rs. 9100-14050)	5 MBC: BC:	3 2	BSSC/MBBS.
85.	Staff Nurse (RS. 5000-8000)	2 ST:	2	Certificate as recognised Nurse and Midwife having passed 3 years course in General Nursing & 6 months course in Midwifery from a school of Nursing or other Institutions recognised by the Indian Nursing Council or B.Sc (Nursing).

1.	2.	3.	4.	5.
86.	Health Inspector (Rs. 5500-9000)	1 ST:	1	B.Sc (Chemistry) or its equivalent from a recognised University/Institution and Diploma in Health Inspectors Course from recognised Institution. Experience in Municipalities or Army will be preferred.
87.	Lecturer in Pharmaceutical Chemistry, Government College of Pharmacy. Group-A (Rs. 7450-11500)	1 ST:	1	Ist class Mater's degree of M.Pharma/Pharmaceutical Chemistry. Six month service in Government Office.
88.	Lecturer in Pharmacology, Group-A (Rs. 7450-11500)	1 DT(A):	1	Ist Class Master's degree in M. Pharma Pharmacology. Six months service in Government Office.
89.	Professor, Institute of Nursing Education Group-B (RS. 7450-11500)		1	Second Class Master's degree in specialised field i.e. Medical & Surgery. 8 years experience in Nursing including Clinical supervision etc.
90.	Associate Professor of Thoracic Surgery (Rs. 12000-18300)	1 SC:	1	M.Ch. (Thoracic Surgery) with 5 years experience as a Lecturer of Thoracic Surgery in Medical College.
91.	Lecturer in Ophthalmology. Govt. Medical College Group-B (RS. 8000-13500)	1 NT(B):	1	M.S. (Ophthalmology), M.D. (Ophthalmology) Six months experience as a lecturer of Ophthalmology in Medical College.
92.	Lecturer in Psychiatry., Govt., Medical College (RS. 8000-13500)	4 ST: NT(B): OBC:	1 1 2	M.A (Psychiatry)/M.D (Psychological Medicine)/ M.D (Medicine) with Diploma in Psychological Medicine. 6 months experience as lecturer of Psychiatry.
93.	Lecturer in Ear, Nose and Throat, Government Medical College. (RS. 8000-13500)	1 SBC:	1	M.S (Oto-Rhino-laryngology) 6 months experience as a lecturer in Ear, Nose and Throat.
94.	Lecturer in Orthopaedics, Govt. Medical College (RS. 8000-13500)	2 NT(C): SBC:	1 1	M.S (Orthopaedics)/M.Ch. (Orthopaedics). 6 months experience as a lecturer of Orthopaedics.
95.	Lecturer in Skin and Veneral Diseases. Govt. Medical College. (Rs. 8000-13500)	3 DT(A): OBC:	1 2	M.D (Dermatology and Venereology) or M.D(Medicine) with D.V.D or D.D. 6 months experience as a lecturer of Skin and Veneral Diseases.
96.	Associate Professor of Ophthalmology. Govt. Medical College (Rs. 8000-13500)	1 ST:	1	M.S (Ophthalmology)/M.D (Pharmacology) with 5 years experience as a lecturer of Ophthalmology.

1.	2.	3.	4.	5.
97.	Associate Professor of Biophysics, Govt. Medical College. (Rs. 12000-18300)	1 SC: 1	1	M.D (Biophysics)/Ph.D (Biophysics)/M.D (Physiology) with one year training in Biophysics). 5 years exp.as a lecturer of Biophysics.
98.	Associate Professor of Neurology, (Rs. 12000-18300)	2 SC: 1	1	D.M (Neurology)-with 5 years experience as a lecturer of Neurology.
99.	Associate Professor of Skin and Veneral Diseases (Rs. 12000-18300)	2 SC: 1	1	M.D(Dermatology and Venereology)/M.D(Medicine) with DVD/DD 5 years experience as a lecturer of Venereology and Pharmacology.
100.	Associate Professor of Orthopaedics. (RS. 12000-18300)	2 SC: 1 OBC: 1	1	M.S (Orthopaedics)/M.Ch (Orthopaedics) 5 years experience as a lecturer of Orthopaedics.
101.	Lecturer in Paediatrics. (Rs. 8000-13500)	1 NT(C): 1	1	M.D(Paediatrics). 6 months experience as a lecturer of Paediatrics.
102.	Associate Profoessor of Ear, Nose and Throat. (Rs. 12000-18300)	1 ST: 1	1	M.S., with 5 years experience as a lecturer of Ear, Nose and Throat.
103.	Cyto-Geneticist. (Rs. 6500-10500)	1 SC: 1	1	M.Sc degree of a statutory University in Microbiology/Biochemistry. 3 years experience as a Genetics in a Paediatric Laboratory of Orthopaedic.
104.	Lecturer, Institute of Nursing Education, (Rs. 6500-10500)	1 SC: 1	1	Second Class Master's degree in Specialised field such as Medical & Surgical Nursing with 5 years experiecne of teaching.
105.	Associate Professor of Nephrology. (Rs. 12000-18300)	1		D.M(Nephrology)/M.D (Medicine) with 2 years special Training in Nephrology 5 years experience as a lecturer of Nephrology.
106.	Reader in Agadtantra, Govt. Ayurvedic College, (Rs. 12500-18300)	1 SC: 1	1	Post-Graduate degree in Agadtantra obtained from a Ayurvedic Institute. 3 years experience as a lecturer of Agadtantra.
107.	Associate Professor of Radiotherapy. (Rs. 12000-18300)	1		M.D (Radiology)/M.S(Radiology)/M.D(Radiotherapy) with 5 years exp.as a lecturer of Radiotherapy.
108.	Reader Cum General Duty Officer (Radio Therapy) (Rs. 12000-18300)	1		M.D/M.S (Radiology)/M.D (Radio Therapy) with 5 years experiecne as a lecturer of Radio Therapy.

1.	2.	3.	4.	5.
109.	Dean, Govt. Medical College, (Rs. 4500-7300) (Pre-Revised)	1 ST: 1		MBBS Degree and Post Graduate degree in any branch of Medical Science. Ten years experience of teaching in a post not below the rank of Associate Professor or Reader.
110.	Professor of Pedodontia, Govt. Medical College. (Rs. 16400-20900)	1		Bachelors degree in Dental Surgery of a recognised University under the Dentist Act with one year exp.as Clinical Assistant, Houseman(Dental)
111.	Lecturer in Radiology, Govt. Medical College, (Rs. 8000-13500)	5 NT(C): 1 NT(D): 1 SBC: 1 OBC: 1		M.D(Radiology) / M.S (Radiology) with 6 months experience as lecturer of Radiology.
112.	Lecturer in Obstetrics and Gynaecology (Rs. 8000-13500)	3 OBC: 2		M.D (Obstetrics and Gynaecology)/M.S (Obstetrics and Gynaecology) /M.D (Medicine and Gynaecology) with experience of research work in relevant subject.
113.	Lecturer in Physiology, Govt. Medical College. (Rs. 8000-13500)	9 DT(A): 1 NT(B): 1 NT(C): 1 NT(D): 1 OBC: 4		M.D (Physiology)/MBBS with M.Sc (Physiology)/ B.Sc (Medical Physiology). Exp. of research work in relevant subject.
114.	Lecturer in Forensic Medicine, Govt. Medical College (Rs. 8000-13500)	9 SBC: 1 OBC: 6		M.D (Forensic Medicine). Experience of research work in relevant subject.
115.	Lecturer in Preventive and Social Medicine (Rs. 8000-13500)	3 NT(D): 1 SBC: 1		M.D(Social and Preventive Medicine/Common Medicine) or M.D (Medicine) with Diploma in Public Health. Experience of research work in relevant subject.
116.	Lecturer in Medicine (RS. 8000-13500)	8 NT(C): 2 SBC: 1 OBC: 4		M.D(Medicine/General Medicine). Experience of research work in relevant subject.
117.	Associate Professor of Psychiatry. (Rs. 12000-18300)	1 OBC: 1		M.D(Psychiatry/Psychological Medicine)/M.D (Medicine) with Diploma in Psychological Medicine with 5 years exp. as a lecturer of Psychiatry.
118.	Pharmacist. (Rs. 6500-10500)	1 NT(B): 1		Bachelor's degree in Pharmacy/Bachelor's degree in Science(Technical) with Pharmacy/Pharmaceutical. One year Experience of maintenance of Medical Store.
119.	Lecturer in Anatomy, (Rs. 8000-13500)	26 NT(D): 1 SBC: 2 OBC: 8		M.S(Anatomy) or MBBS with M.Sc (Anatomy) or D.Sc (Medical-Anatomy) Exp. in research work in the relevant subject.

1.	2.	3.	4.	5.
120.	Lecturer in Pharmacology (Rs. 8000-13500)	3 NT(C): 1 SBC: 1	1st Class Master's degree in M.Pharma/ Pharmacology. 6 months service in Govt. Office.	
121.	Lecturer in Anaesthesia (Rs. 8000-13500)	6 NT(D): 1 SBC: 1 OBC: 3	M.D (Anaesthesiology) / M.S (Anaesthesiology).	
122.	Associate Professor of Orthodontia (Rs. 12000-18300)	1 SC: 1	Master's degree in Dental Surgery or an equivalent Post-Graduate qualification in relevant subject. 3 year's experience as a lecturer of Orthodontia in Dental College.	
123.	Lecturer in Prosthetic Dentistry. (SRs. 8000-13500)	4 ST: 1 DT(A): 1 SBC: 1 OBC: 1	Bachelor's or Master's degree of a recognised University. One year experience as a Clinical Assistant etc.	
124.	Lecturer in Oral Surgery, (Rs. 12000-18300)	2 ST: 1 NT(C): 1	Bachelor's / Master's degree of a recognised University. One year experience as a Clinical Assistant etc.	
125.	Lecturer in Orthodontia, (Rs. 12000-18300)	1 ST: 1		-DO-
126.	Lecturer in Operative Dentistry, (Rs. 12000-18300)	6 ST: 1 NT(B): 1 SBC: 1 OBC: 2		-DO-
127.	Lecturer in Community Dentistry (Rs. 12000-18300)	1 SC: 1		-DO-
128.	Lecturer in Periodontia (Rs. 12000-18300)	2 SC: 1 NT(B): 1		-DO-
129.	Lecturer in Pedodontia (Rs. 12000-18300)	3 SC: 1 OBC: 1		-DO-
130.	Lecturer in Tuberculosis (Rs. 8000-13500)	1	M.D (Tuberculosis) or M.D (Medicine) with Diploma in Tuberculosis Diseases or Diploma in Tubercul- osis and Chest diseases (TDD, DTD and DTCD). Six months experience as lecturer of Tuberculosis.	
131.	Associate Professor of Radiology (Rs. 12000-18300)	5 DT(A): 1	M.D/M.S (Radiology) with 5 years experience as a lecturer of Radiology.	

1.	2.	3.	4.	5.
132.	Associate Professor of Gastroentology, (Rs. 12000-18300)	1		M.D (Gastroentology)/M.D. (Medicine) with two year's special training in Gastroentology. 5 year's experience as a lecturer of Gastroentology
133.	Nutritionist, Department of Plastic Surgery (Rs. 6500-10500)	1		M.Sc of a statutory University in Food and Nutrition at least in the second class. One year practical experience as Clinical Nutrition in Burns.
134.	Associate Professor of Neurology, (RS. 12000-18300)	2 SC: 1		D.M (Neurology). 5 year's experience as a Lecturer of Neurology.
135.	Dental Surgeon, (Rs. 8000-13500)	2 OBC: 1		BDS degree recognised by Dental Council of India. One year experience as Clinical Assistant.
136.	Lecturer in Pathology, (Rs. 8000-13500)	5 DT(A): 1 NT(B): 1 NT(D): 1 SBC: 1		M.D (Pathology/Pathology and Bacteriology/ Pathology with Bacteriology). D.Sc (Pathology) Six months research work as Pathologist.
137.	Lecturer in Biochemistry, (Rs. 8000-13500)	7 ST: 1 NT(C): 1 SBC: 1 OBC: 2		M.D (Biochemistry)/MBBS with M.Sc (Medical Biochemistry)/ Ph.D (Medical Biochemistry). D.Sc (Medical Biochemistry). Six months experience in research work in relevant subject.
138.	Professor of Dentistry, (RS. 16400-20900)	1 DT(A): 1		Master's/Higher degree in Dentistry. Post-Graduate in the subject concerned recognised by the Dental Council of India. Five years teaching experience of a Assistant Professor/Reader/Senior Lecturer in the concerend subject.
139	Lecturer in Surgery, (Rs. 8000-13500)	3 DT(A): 1 NT(D): 1		M.Sc (Surgery)/M.S (General Surgery). Six months research experience of surgery.
140.	Microbiologist (Rs. 6500-10500)	1 ST: 1		MBBS degree/Post-Graduate degree/Diplom in Pathology/Bacteriology/Microbiology, all of them awarded by statutory University/Institution recognised by Government.
141	Medical Officer, (Rs. 8000-13500)	6 ST: 6		MBBS/ any other qualification specified in 1st or IInd schedule to IMC Act 1956 (102 of 1956).

1.	2.	3.	4.	5.
142.	Associate Professor of Psychiatry, (Rs. 12000-18300)	3 SC: 1 ST: 1 DT(A): 1	M.D (Psychiatry/Psychological Medicine/Medicine with Diploma in Psychological Medicine). Five years experience as a lecturer of Psychiatry.	
143.	Associate Professor of Radiology, (Rs. 12000-18300)	2 SC: 1 ST: 1	M.D (Radiology/Radiotherapy)/M.S (Radiology) recognised by Indian Medical Council. Five years experience as a lecturer of Radiotherapy.	
144.	Lecturer in Pharmacology, (Rs. 8000-13500)	7 ST: 4 DT(A): 1 NT (C): 1 OBC: 1	1st Calss Master's degree in Pharmacy/Pharmacology. Six months experience as a lecturer in Pharmacology.	
145.	Lecturer in Anaesthesiology, (RS. 8000-13500)	1 NT(B): 1	M.D/M.S. (Anaesthesiology). Six months exp. in research work in relevant subject.	
146.	Lecturer in Forensic Medicine. (RS. 8000-13500)	6 ST: 2 DT(A): 1 NT(B): 1 NT(C): 1 OBC: 1	M.D (Forensic Medicine). Six months experience in research work in relevant subject.	
147.	Lecturer in Medicine, (Rs. 8000-13500)	2 ST: 2	M.D (Medicine/General Medicine). Six months experience in research work in relevant subject.	
148.	Lecturer in Preventive and Social Medicine, (Rs. 8000-13500)	3 ST: 3	M.D (Social Preventive Medicine/Community Medicine/Medicine). Six months experience in research work in relevant subject.	
149.	Lecturer in Periodontia (Rs. 12000-18300)	1 ST: 1	BDS and Master degree of a recognised University One year experience as Clinical Assistant/ houseman (Dental) etc.	
150.	Lecturer in Dentistry, (Rs. 12000-18300)	1 NT(D): 1	Bachelor's degree in Dental Surgery and a Master's degree. At least one year experience as a Clinical assistant/houseman (Dental).	
151.	Associate Professor of Biochemistry, (Rs. 12000-18300)	2 ST: 1 DT(A): 1	M.D (Biochemistry) or MBBS with (Medical Biochemistry). Five years experience as a lecturer of Biochemistry in Medical College.	

1.	2.	3.	4.	5.
152.	Senior Radiographer, (Rs. 6500-10500)	2 SC: 1 ST: 1		H.Sc and two years diploma in Radiography. Two years diploma by CMAI etc. Three years practical experience as Physicist technician or Junior Radiographer or equivalent or higher post in Medical College.
153.	Associate Professor of Pathology, (Rs. 12000-18300)	1 ST: 1		M.D (Pathology/Pathology and Bacteriology/ Pathology with Bacteriology). Five years experience as a lecturer in Pathology in Medical College.
154.	Associate Professor of Thoracic (Rs. 12000-18300)	1 SC: 1		M.Ch (Thoracic Surgery). Five years experience as a lecturer in Thoracic Surgery at medical college.
155.	Associate Professor of Forensic Medicine. (Rs. 12000-18300)	3 ST: 1 DT(A): 1 OBC: 1		M.D (Forensic Medicine). Five years experience as a lecturer in Forensic medicine in a medical college.
156.	Lecturer in Biochemistry (Rs. 8000-13500)	3 ST: 2 DT(A): 1		M.D (Biochemistry) or MBBS with M.Sc (Medical Biochemistry) or Ph.D (Medical Biochemistry) or D.Sc (Medical Biochemistry). Six months research work in relevant subject.
157.	Lecturer in Pathology (Rs. 8000-13500)	5 ST: 4 SBC: 1		M.D (Pathology/Pathology and Bacteriology/Ph.D Pathology/D.Sc (Pathology) Six months research work in relevant subject.
158.	Lecturer in Anatomy (Rs. 8000-13500)	29 SC: 6 ST: 7 DT(A): 3 NT(B): 2 NT(C): 3 NT(D): 1 OBC: 7		M.Sc (Anatomy) or MBBS with M.Sc (Anatomy) or Ph.D (Medical Anatomy) or D.Sc (Medical Anatomy).
159.	Lecturer in Microbiology (Rs. 8000-13500)	5 ST: 3 DT(A): 1 NT(C): 1		M.D (Bacteriology)/Microbiology) or M.D (Bacteria with Microbiology/Pathology with bacteria) or MBBS with M.Sc (Medical Bacteriology/Microbiology. Ph.D (Medical Bacteriology/Microbiology) D.Sc (Medical Bacteriology/Microbiology). Six months research work in relevant subject.
160.	Lecturer in Physiology (Rs. 8000-13500)	15 ST: 6 DT(A): 1 NT(B): 1 NT(C): 1 NT(D): 1 OBC: 5		M.D (Physiology) or MBBS with M.Sc (Physiology) or Ph.D (Medical Physiology) or DLe (Medical Physiology) Six months research work in relevant subject.

1.	2.	3.	4.	5.
161.	Associate Professor of Pharmacology (Rs. 12000-18300)	2 ST: 1 DT(A): 1	1	M.D (Pharmacology) or MBBS with M.Sc(Pharmacology) or Ph.D (Medical Pharmacology) or D.Sc (Medical Pharmacology). 5 years experience as a lecturer in Pharmacology at medical college.
162.	Lecturer in Physiology (Rs. 8000-13500)	2 ST:	2	M.D (Physiology) or MBBS with M.Sc (Physiology) or Ph.D (Medical Physiology) or D.Le (Medical Physiology). Six months research work in relevant subject.
163	Associate Professor of Anatomy (Rs. 12000-18300)	4 ST: DT(A): SBC: OBC:	1 1 1 1	M.Sc (Anatomy) or MBBS with M.Sc (Anatomy) or Ph.D (Medical Anatomy) or D.Sc (Medical Anatomy). 5 years experience as a lecturer in Anatomy.
164.	Associate Professor of Thoracic Surgery (RS. 12000-18300)	1 SC:	1	M.Ch (Thoracic Surgery). 5 years experience as a lecturer in Thoracic Surgery at medical college.
165.	Associate Professor of Preventive and Social Medicine (Rs. 12000-18300)	1 ST:	1	M.D (Social and Preventive Medicine/Community Medicine) or M.D with DPH and 5 years experience as lecturer in Preventive and Social Medicine.
166.	Psychiatrist (Rs. 10000-15200)	9 ST: DT(A): NT(C): NT(D): OBC:	2 1 1 1 4	MBBS degree or any other equivalent qualification. M.D. (Psychiatry) or M.D (Medicine) with Diploma in Psychological Medicine (DPM). Three years experience of Psychiatry works.
167.	Senior Ayurvedic Chikitsak, (Rs. 2200-4000) (Pre Revised)	1 ST:	1	M.D (Ayurveda) or atleast three years duration in Kayachikitsa or Balroga or Prasuti Tantra or Shalya Shalkya from the Institution recognised by the CCIM/Govt. of H.P. 5 years clinical experience in Govt. recognised Institution as Ayurvedic Chikitsa Adhikari. However, the 5 years experience is relaxable by 1 year, if suitable candidates with requisite clinical subject are not available.
168.	Medical Officer (Dental) (Rs. 7880-13500 with a initial start of Rs. 8000)	5 SC: ST:	3 2	Bachelor's degree in Dental Surgery (recognised by the Dental Council of India) Completion of Compulsory Internship of one year in a Dental Teaching Institute.
169.	Professor (Microbiology) (Rs. 4500-7300+ Rs. 300 S.P) (Pre-Revised)	1		A recognised Medical qualification. M.D, M.Sc, Ph.D, D.Sc (Microbiology), M.D, M.Sc, Ph.D, D.Sc(Bact), M.D (Microbiology with Pathology/ Pathology and Bact.) Atleast five years teaching experience as Associate Professor.

1.	2.	3.	4.	5.
170.	Assistant Professor (Pathology) (Rs. 16350-20100)	3 SC: 1 OBC: 1 XSM: 1	1	A recognised medical qualification. M.D, Ph.D or D.Sc (Pathology). M.Sc(Medical Pathology from Speciality Board of Pathology (USA). Three years teaching experience as Lecturer/ Registrar/Demonstrator/Resident after doing Post Graduation in the concerned speciality.
171.	Assistant Professor (Anatomy) (Rs. 16350-20100)	3		A recognised medical qualification M.D, M.Sc, D.Sc or Ph.D (Anatomy). Three years teaching experience as Lecturer/Registrar/Demonstrator in the concerned speciality.
172.	Assistant Professor (Pharmacology) (Rs. 16350-20100)	2 SC: 1	1	A recognised medical qualification. M.D, M.Sc, D.Sc or Ph.D (Pharmacology). Three years teaching experience as Lecturer/Registrar/ Demonstrator in the concerned speciality.
173.	Amchi (Rs. 7000-10980)	3		10+2 examination with Science or its equivalent from recognised Board/University. 5 years recognised degree in KACHU-PA from Tibetan Medical and Astrological Institute. 1 year compulsory internship of Medical/ Astrological Institute.
174.	Assistant Surgeon, Public Health & Family Welfare Deptt. (Rs. 8000-13500)	1225 ST:	62	MBBS or equivalent qualification recognised by Indian Medical Council. He should be registered with this Council.
175.	Assistant Professor of Orthopaedics (Rs. 10000-15200)	25 SC: 2 ST: 4 SEBC: 6		M.S (Orthopaedics)/M.Ch.(Ortho). 5 years experience as Asstt. Professor/5 years Research experience of high standard.
176.	Assistant Professor of Psychiatry (Rs. 1000-15200)	4 ST: 1 SEBC: 1		M.D (Psychiatry)/M.D. (Psycho. Medi). M.D. with Diploma in Psychology Medicine. 5 years experience as Asstt. Professor.
177.	Assistant Professor of (Radio-Diagnosis) (Rs. 10000-15200)	18 ST: 3 SEBC: 5		M.D/M.S (Radio)/M.D (Radio-Diag). 5 years experience as Asstt. Professor/5 years Research experience of high standard.
178.	Assistant Professor (Forensic Medicine) (Rs. 10000-15200)	12 ST: 3 SEBC: 2		M.D (Forensic Medicine). 5 years experience as Asstt. Professor/5 years Research experience of high standard.
179.	Assistant Professor (Preventive & Social Medicine) (Rs. 10000-15200)	6 ST: 1 SEBC: 2		M.D (S.M & P/Community Medicine)/M.D(Medicine) with DPH. 5 years experience as Asstt. Professor.
180.	Assistant Professor of T.B & Chest (Rs. 10000-15200)	7 ST: 3 SEBC: 4		M.D (T.B)/M.D Medicine with TDD, DTD or DTCD 5 years experience as Asstt. Professor/5 years Research experience of high standard.

1.	2.	3.	4.	5.
181.	Associate Professor of Obstetrics & Gynaecology (Rs. 12000-18000)	9 ST: 1 SEBC: 2	M.D (Obstetrics & Gynaecology)/M.S (Obst. & Gynae)/M.D (Med & Gynae)/M.S (Med & Gynae)/M.O from a University.	
182.	Associate Professor of Medicine (Rs. 12000-18000)	10 ST: 1 SEBC: 2	M.D (Medicine) / (General Medicine) from a University.	
183.	Associate Professor (Forensic Medicine) (Rs. 12000-18000)	4 ST: 1 SEBC: 1	M.D (Forensic Medicine)	
184.	Drug Inspector, Gr. B Health Department (Rs. NA)	2 SC: 2	Bachelor's degree in Pharmacy or Pharmaceutical Chemistry. One and half year's experience in manufacturing of at least one of the substances specified in Schedules 'C' appended to Drugs and Cosmetics.	
185.	Physiotherapist, Gr.B Health Department (Rs. NA)	2 SC: 2	10+2 with Science/Pre-medical or equivalent. Degree/Diploma in Physiotherapy from a recognised Institution. Two years experience in Rehabilitation Centres/Artificial Limb Fitting Centres.	
186.	Lab Superintendent, III (Chemist) (Rs. NA)	1	B.Sc with Bio-Chemistry/Microbiology/Life Science or its equivalent. Diploma in Medical Laboratory Technology Course (DMLT) Should have completed training course in Hemodialysis from a reputed Nephrology Unit/hospital of 3 months is preferable.	
187.	Pharmacist (Rs. 4500-7000 RSRP)	14 SC: 3 ST: 4 OBC: 1	Higher Secondary (10+2) in Science or its equiv. with 2 years Diploma in Pharmacy & registration with Pharmacy Council of India.	
188.	Lab Assistant, Grade-II (Rs. 3200-4900 RSRP)	5 SC: 1 ST: 1 OBC: 1	Matriculation with Science & Diploma in Medical Lab Technology (DMLT) from recognised Institute.	
189.	Associate Professor of Anatomy (Rs. 12000-18000)	7 ST: 1 SEBC: 1	M.S (Anatomy)/MBBS with M.Sc (Anatomy)/Ph.D (Medical Anatomy)/D.Sc. (Medical Anatomy).	
190.	Associate Professor of Orthopaedics (Rs. 12000-18000)	7 ST: 1 SEBC: 1	M.S (Ortho)/M.Ch. (Ortho).	
191.	Ophthalmic Surgeon, GHS, (Specialist Service) CI-I (Rs. NA)	1 ST: 1	MBBS Degree of any Statutory University. Post Graduate Degree of any Statutory University in India in Ophthalmology.	
192.	Homoeopathic Medical Officer, (Rs. 2200-4000 Pre-Revised) (NPA Rs. 600)	6 ST: 6	Diploma in Homoeopathy recognised under West Bengal Homoeopathic system of Medicine Act 1963. Six months experience as Medical Officer in a recognised Homoeopathy Institution/Hospital.	

1.	2.	3.	4.	5.
193.	Public Health Nursing Officer, (Rs. 8000-13500)	1 BC:	1	B.Sc (Hons.) in Nursing/Degree in any discipline with a General Nursing Midwifery Diploma from a recognised Nursing Council. Five years experience in Community Nursing.
194.	Medical Officer in the Speciality of Thoracic Surgery. (Rs. 8000-13500)		1	Any of the Medical qualifications in the First or Second Schedule/Part-II of the third schedule. MCH (Thoracic Surgery)/M.S Special training in Thoracic Surgery.
195.	Medical Officer in the Speciality of Haematology (Rs. 8000-13500)		1	Any of the Medical Qualifications, 1st or 2nd schedule or Part-II of the 3rd schedule of Medical Council Act 1956. D.M (Haematology)/M.D (General Medicine with Special Training in Haematology).
196.	Nurse Grade-II (Rs. 3350-5275)		1	Pass in SSLC or equivalent. Certificate obtained after successful training in Nurse-cum-Pharmacist Course (Homoeopathy) under the Govt. of Kerala.
197.	Nurse, Grade-II (Homoeo.) (Rs. 3390-5400)		1	-DO-
198.	Pharmacist Grade-II (Rs. 3350-5230)		1	Pass in SSLC or equivalent. Certificate obtained after successful training in Nurse-cum-Pharmacist training course (Homoeopathy).
199.	Pharmacist Grade-II (Ayurveda) (Rs. 3590-5400)		1	Certificate of Ayurveda Compounders Course recognised by the Government. Certificate Course for Pharmacist in Ayurveda as per GO (MS) No. 218/80/HD.
200.	Pharmacist Grade-II (IMS) (Rs. NA)		1 ST: 1	Pass in SSLC. Diploma in Pharmacy or its equivalent Registration with the Kerala State Pharmacy Council.
201.	Pharmacist, Grade-II (Ayurveda) (Rs. 1050-1660) (Pre-Revised)		16	Pass in SSLC or its equivalent Diploma/Certificate in Ayurveda Pharmacist Course recognised by the Government of Kerala.
202.	Pharmacist Grade-II (Rs. NA)		1 ST: 1	Pass in SSLC or its equivalent. Diploma in Pharmacy or its equivalent. Registration with the Kerala State Pharmacy Council.
203.	Technical Assistant (Marma) (Rs. 1200-2040) (PR)		1	Pass in SSLC or its equivalent. 5 years experience in handling Marma Cases acquired from any Ayurveda College- Hospitals.
204.	Analyst Grade-II (Rs. 6675-10550)		1 ST: 1	B.Pharma & 1 year experience in the analysis of all class of drugs in a Lab approved or licence Drugs Cosmetic Act 1940.

1.	2.	3.	4.	5.
205.	Senior Medical Officer (Ayurveda) (Rs. 7450-11475)	3 ST: 3		Degree/Diploma in Ayurveda of a recognised University. Professional studying and Ayurvedic Practitioner for minimum period of five years.
206.	Pharmacist Grade-II (Ayurveda) ISM (Rs. 3590-5400)	1		SSLC, Pharmacy Training Certificate in Ayurveda.

IV. TEACHING (ARTS, SCIENCE & COMMERCE)

207.	Assistant Statistical Officer, (Rs. 2195-4560) (Pre-Revised)	5 ST: 5		A degree in one of the subjects of Economics, Pure Economics, Mathematics, Pure Mathematics Applied Economics, Applied Statistics, Applied Mathematics, Econometrics or Computer Science.
208.	Lecturer DIET in Education Technology (Rs. 5725-11825)	15		P.G with BT/B.Ed and 3 years experience in organising Training Scripts writing Mass media Education Technology.
209.	Lecturer DIET in Planning & Management (Rs. 5725-11825)	15		Post Graduate in Economics/Mathematics/ Statistics/Public Administration with B.T/B.Ed and 3 years experience in this line.
210.	Lecturer in Education in Orissa Education Service. (Rs. 2200-4000) (Pre-Revised)	8 ST: 8		A Master's degree in the relevant subject from a recognised University with at least 55% of marks. The candidate should have also qualified in the comprehensive test conducted for the purpose of selection of College Teachers by the U.G.C.
211.	Block Health Statistics in the Family Welfare Wing in the Tamil Nadu Medical Subordinate Service (Rs. 4000-6000)	1 ST: 1		A degree in Statistics or Mathematics.
212.	Registrar (Gazetted), Institute of Labour Studies, Group-B (Rs. 6500-10500)	1		Second Class Bachelors degree in Social Science/ Law or equivalent degree/Diploma from a Statutory University/a recognised Institution. 5 years experience in a supervisory capacity in a comparable academic Institution.
213.	Assistant Draftsman (Marathi) Directorate of Language, Group-A (RS. 10000-15200)	2 SC: 1		Second Class Master's degree in Marathi/Sanskrit and also Bachelors degree in Law.
214.	Professor of Industrial Sociology (Rs. 4500-7300) (Pre-Revised)	1		Second Class Bachelor's degree or equivalent/ Master's degree in Sociology/Degree in Labour/ allied subject. Five years experience of teaching post graduate Classes in Labour or allied subject.

1.	2.	3.	4.	5.
215.	Associate Professor of Personnel Management, Group-A (Rs. 3700-5700) (Pre-Revised)	1		Second Class Bachelor's degree or equivalent diploma etc. Three years teaching experience to Post Graduate Classes in Labour legislation or allied subject preferably in Personnel Management or industrial relation.
216.	Associate Professor, Regional Labour Institute. (Rs. 3700-5700) (Pre-Revised)	1		Second Class Bachelor's degree or equivalent diploma etc. Three years experience of teaching post graduate classes in Labour legislation or allied subject.
217.	Associate Professor, Centre for Rural Labour Studies. (Rs. 3700-5700) (Pre-Revised)	1		Second Class Bachelors degree or equivalent diploma etc. Three years experience of teaching post graduate classes in Labour legislation or allied subject.
218.	Principal, Govt. College of Education (Rs. 10000-15200)	2 ST: 1 DT(A): 1		Constantly good academic record with Bachelor's degree and Master's degree/Master's degree in education with minimum 55 % of marks or equivalent degree from a Foreign University. Ten years experience of teaching in an affiliated college of education as a Reader/Professor. Adequate knowledge of Marathi.
219.	Lecturer in Sculpture and Modeling (Rs. 8000-13500)	1		Degree/Diploma in Sculpture and Modeling. 3 years experience of teaching arts in arts Institute.
220.	Lecturer in History of Arts. (Rs. 8000-13500)	1		Second class post graduate degree in History of art or in art criticism or in both.
221.	Statistician (Rs. 6500-10500)	1 NT(D): 1		Degree in second class with Mathematics/Science/ Post Graduate Diploma in Statistics from the Indian Statistical Institute Calcutta Six months experience in Government Service.
222.	Lecturer (College Cadre) Geography (Rs. 8000-13500)	1 SC: 1		M.A with 55% marks or equivalent and should have qualified the eligibility test i.e NET or SET.
223.	Lecturer (College Cadre) Commerce (Rs. 8000-13500)	3 SCXSM:1 ST: 1 XSM: 1		M.Com with 55% marks or equivalent and should have qualified the eligibility test i.e NET or SET.
224.	Lecturer (College Cadre) Mathematics (Rs. 8000-13500)	7 SC: 5 ST: 1 XSM: 1		M.A with 55% marks or equivalent and should have qualified the eligibility test i.e NET or SET.
225.	Lecturer (College Cadre) Music (Inst.) (Rs. 8000-13500)	2 ST: 2		-DO-

1.	2.	3.	4.	5.
226.	Lecturer (College Cadre) English (Rs. 8000-13500)	13 SC:	7 SCXSM:1 ST: 3 STXSM: 2	-DO-
227.	Lecturer (College Cadre) Philosophy (Rs. 8000-13500)	1 SC:	1	-DO-
228.	Assistant Professor, Sociology (Rs. 8000-13500)	1 ST:	1	Post Graduate in the relevant subject or any other subject specified by the State Commission at least 55% marks and graduate at least with 50% marks.
229.	Assistant Professor (English) (Rs. 8000-13500)	128 SC:	51 ST: 55	-DO-
230.	Assistant Teacher (Hindi Medium) (Rs. 1200-2040) (Pre-Revised)	7 SC:	1 OBC: 2	Higher Secondary with JBT (2 years) or Intermediate with JBT (1 yr) or Senior Secondary (Plus-2) with JBT (1 yr) or its equivalent. Competent to teach through Hindi medium. Higher qualification with B.Ed & Proficiency in Marathi with teaching experience preferred.
231.	Assistant Teacher (Marathi Medium) (Rs. 4500-7000 RSRP)	7 OBC :	7	Higher Secondary with JBT (2 yrs) or Intermediate with JBT (1 yr) or Senior Secondary (plus2) exam. with JBT (1 yr.) or its equivalent. Competence to teach through Marathi medium is a must.
232.	Accounts Officer, Gujarat Account Service (Rs. 6500-10500)	76 SC:	6 ST: 11 SEBC: 19	Candidates must be Chartered Accountant or Associates or incorporated or Registered Accountant or Possess atleast second class graduate degree in Arts, Science, Commerce or Law of a recognised university. Who have experience in Accounts and Auditing in a responsible Capacity will be given preference.
233.	Lecturer in Gujarati. (Rs. 8000-13500)	3 ST:	1	Post-Graduate degree in the respective subject with atleast 55% marks or its equivalent . Adequate knowledge of Gujarati or Hindi or both.
234.	Assistant Teacher (English Medium) (Rs. 4500-7000 RSRP)	12 SC:	4 ST: 2 OBC: 6	Higher Secondary with JBT (2 yrs) or Intermediate with JBT (1 yr.) or Senior Secondary (Plus2) exam. with JBT (1 yr.) or its equivalent. Competence to teach through English medium is a must.
235.	Lecturer in Psychology (Rs. 2200-4000) (Pre-Revised)	2 SC:	1 BC: 1	A consistently good academic record with BT/B.Ed PGBT or equivalent. A candidate should have passed the NET for Lecturership conducted by UGC/CSIR.
236.	Assistant Director of Information (Rs. 8000-13500)	1 SC:	1	2nd Class Honours degree in Political Science/ Economics/History/Sociology/Anthropology. Degree/Diploma in Journalism/Mass Communica-

1.	2.	3.	4.	5.
----	----	----	----	----

				tion/Public Relations. Seven years experience in Publicity/Public relations/Journalism work.
237.	Part Time Junior Language Teacher (Arabic) (Rs. 3050-5230)	1 ST/SC: 1		Degree in Arabic from recognised University in Kerala. A title of oriental learning in Arabic awarded in Kerala. Pass in Arabic Munshi Examination conducted by Commissioner. Pass in Arabic Teacher's Examination conducted by Kerala.
238.	Part Time Junior Language Teacher (Arabic) (Rs. NA)	1 SC/ST: 1		Pass in SSLC or its equivalent and pass in Arabic Munshi examination conducted by Commission for Govt. Examinations Kerala.

V. SCIENTIFIC & TECHNICAL (INCLUDING TEACHING)

239.	Lecturers in Radiological Physics & Physicists. (Rs. 3310-6340) (Pre-Revised)	2 ST: 1 BC: 1		M.Sc 1st Class in Physics or Nuclear Physics. Must have passed one year P.G Training Course in Hospital Physics and Radiological Physics from Bhaba Atomic Research Centre. Preference shall be given to those who possess PGD in Nuclear Physics or Research experience in Nuclear Physics not less than 3 years.
240.	Assistant Geologist (Rs. 4300-11025) (Pre-Revised)	6 SC: 1 ST: 4 BC: 1		M.Sc in Geology.
241.	Lecturer in Geology Orissa Education Service. (Rs. 2200-4000) (Pre-Revised)	2 ST: 2		M.Sc (Geology) and passed NET or SET, Ph.D, D.Sc or D. Litt. Degree holder or having M.Phil/M.Litt are exempted from the eligibility test for Lecturers conducted by UGC, CSIR.
242.	Apprentices Signal Maintainer, Grade-II (Rs. 4000-6000)	2 SC: 1 ST: 1		Passed 1st year B.Sc with Physics.
243.	Apprentices Telecom Maintainer Grade-III	4 EXSM: 4		Higher Secondary (10+2) in Science with Physics & Mathematics.
244.	Geophysicist Ground Water Survey and Development Agency. (Rs. 8000-13500)	1 SC: 1		Post Graduate degree in Geophysics/Applied Geophysics from a Statutory University. 5 years practical experience in Geophysics.
245.	Deputy Director Ground Water Survey and Development Agency (Rs. 10650-15850)	1		Post Graduate degree in Geology/Applied Geology of a recognised University/Diploma in Applied Geography of the Indian School of Mines. Ten years experience in carrying out systematic hydro-geological survey, ground water exploration and preparing and editing mechanical report.

1.	2.	3.	4.	5.
246.	Senior Geologist, Directorate of Geology and Mining. (Rs. 8000-13500)	1 ST:	1	Second Class Post Graduate degree in Geology/ Applied Geology/any other qualification declared by Government. Five years Practical experience of Geological field works/Mineral administration work in a responsible position.
247.	Assistant Geologist Ground Water Service (Rs. 6500-10500)		1	Second class graduate in Geology/Applied Geology/ any other qualification declared by Government. Three years practical experience of Geological field work or mineral administration work in a responsible position.
248.	Lecturer (College Cadre) Chemistry (Rs. 8000-13500)	1 EXSM:	1	M.A with 55% marks or equivalent and should have qualified the eligibility test i.e NET or SET.
249.	Lecturer (College Cadre) Physics (Rs. 8000-13500)	1 STXSM:	1	-DO-
250.	Assistant Geologist. (Rs. 8000-13500)	14 ST:	5	Post Graduate in Geology or M.Tech in Applied Geology.
251.	Scientific Officer, (Chemistry Group) (Rs. 6500-10500)	3 ST: SEBC: 2	1	Post Graduate Degree in Chemistry/Bio-Chemistry/ Graduate Degree with Chemistry/Bio-Chemistry as the Principal Subject. Two years research/analytical experience in the field.
252.	Scientific Officer, (Physics Group) (Rs. 6500-10500)	1 ST:	1	Post Graduate Degree in Physics/Physical Chemistry/Graduate Degree with Physics as principal Subject. Two years research/analytical experience in the field.
253.	Apprentices Junior Chemical Metallurgical Assistant (Rs. 5000-8000 RSRP)	17 SC: ST: OBC: 4	2 1 4	B.Sc with Physics & Chemistry with minimum 45% marks.
254.	Lab Superintendent-III (Chemist) (Rs. 5000-8000 RSRP)	5 SC: ST: OBC: 1	1 1 1	B.Sc with Bio-Chemistry/Microbiology/Life Science or its equivalent. Diploma in Medical Laboratory Technology Course.
255.	Radiographer	6 SC: OBC: 1	1 1	Matriculation with Physics & Chemistry & Diploma in Radiography from recognised Institute. Science graduate with Diploma in Radiography.

1.	2.	3.	4.	5.
256.	District Science Adviser (Rs. 10000-15525)	3 SC: ST: 1	2	1st Class Master Degree in Engineering/Tech./ Science in any of the following subject/equivalent:- Physics, Chemistry/Geology/Geography/Bio- Science/Mechanical/Electrical/Civil/Engineering/ Applied Physics/Applied Chemistry/Radio-Physics. Experience in Planning/Project in Science and Technology for five year's/Guidance of research in any area/areas of Science and Technology for five years.

VI. LAW (INCLUDING TEACHING)

257	Assistant Commissioner of Endowments (Rs. 3310-6840) (Pre-Revised)	3 PH:	3	Must be a person who has been for not less than 3 years as an advocate in the High Court of A.P. Persons professing Hindi Religion alone are eligible.
258.	Public Prosecutor in Group-A Orissa State Prosecution Service (Rs. NA)		23	A candidate must possess a Bachelor's degree in Law from a recognised University and shall have continuous active practice as an Advocate at the Bar, of not less than 20 years.
259.	Additional Public Prosecutor in Group-A Service (Rs. 8000-13500)	21 SC: ST: SEBC:	3 5 5	A candidate must possess a Bachelor's degree in Law from recognised University and shall have continuous active practice as an Advocate at the Bar, of not less than 20 years.
260.	Assistant Public Prosecutor in Group-B of Orissa State Prosecution Service (Rs. 6500-10500)	208 SC: ST: SEBC:	33 48 56	A candidate must possess a Bachelor's degree in Law from a recognised University and should have at least 7 years of experience as practising Advocate.
261.	Civil Judge (Junior Division/Judicial Magistrate 1st Class) Tamil Nadu State Judicial Service (Rs. 9100-14050)	2 ST:	2	A Degree in Law and practising as an Advocate or Pleader and must have so practiced for a period of not less than 4 years.
262.	Civil Judge (Junior Division/Judicial Magistrate 1st Class) Tamil Nadu State Judicial Service (Rs. 9100-14050)	7 ST: SC: MBC: BC:	2 3 1 1	A Degree in Law and practising as an Advocate or Pleader and must have so practiced for a period of not less than 4 years.
263.	Associate Professor of Labour Legislation (Rs. 3700-5700) (Pre-Revised)		1	Second Class Bachelor's degree in Law or in Economics. Three years teaching experience to post graduate classes in Labour legislation or allied subject.

1.	2.	3.	4.	5.
264.	Assistant Solicitor and Deputy Secretary (Rs. 12000-16500)	1		Practised as a Solicitor or/Attorney of the High Court of Mumbai for not less than one year. Practically well versed in Conveyance work. Adequate knowledge of Marathi.
265.	Assistant Public Prosecutor (Rs. 7450-11500)	49 ST: 34 ST(A): 1 NT(B): 1 NT(C): 1 SBC: 5 OBC: 2		Degree in Law of a Statutory University. Five years experience as an advocate in High Court or Court subordinate thereto.
266.	Presiding Officers (Rs. 8000-13500)	7 ST: 2		Any person will not be eligible for Presiding Officer, unless he possess the following:- He should have worked for not less than 3 years in legal Science of India. He should have worked as Labour Officer in Labour Deptt., for not less than 5 years and be Law graduate.
267.	H.P. Judicial Service (Rs. 2200-4000) (Pre -Revised)	1 ST: 1		Professional degree in Law with Six/three years practice as an advocate.
268.	Assistant Public Prosecutor (Rs. 8000-13500)	8 ST: 1		A degree in Law from a recognised University. About 3 years continuous and regular practice and experience on criminal side of the bar.
269.	Law Assistant, (Rs. 6500-10500 RSRP)	7 OBC: 2		Degree in Law with 3 years standing as Pleader at Bar./ Serving Railway employees who are Law graduates.

VII. ADMINISTRATIVE (ADMINISTRATIVE OFFICER ETC)

270.	Administrative Officer, General State Service, Group-B (Rs. 6500-10500)	1 NT(C): 1		Degree of Statutory University, Five years exp. in gazetted or Superintendent Post in Govt. department or in an equivalent post. Working knowledge of Marathi.
271.	Assistant Director of Employment/ Regional Employment Officer, Group-B, (Rs. 6500-10500)	1		Second class degree of a recognised University. Three years experience in administrative, Labour Employment Organisation or Welfare education or Vocational guidance etc.
272.	H.P. Administrative Service (Rs. 7880-13500)	1 STXSM: 1		Graduate

VIII. MISCELLANEOUS (OFFICE WORK ETC)

273.	Station Master (Rs. 4500-7000)	1 ST: 1	Graduation or its equivalent from any recognised University/Institution.
274.	Probationary Assistant Station Master (Rs. 4500-7000)	106 ST: 31 EXSM: 75	-DO-
275.	Senior Clerk (Rs. 4500-7000)	5 SC: 2 EXSM: 3	-DO-
276.	Junior Stenographer (RS. 4000-6000)	1 ST: 1	SSC/Matriculation/10th with 80 wpm in Shorthand (English) and 40 wpm in Typewriting (English).
277.	Group-I Service (Rs. NA)	2 BC: 2	Bachelor's degree from any recognised University.
278.	Junior Stenographer (English) (Rs. 4000-6000)	9 SC: 4 ST: 5	Matriculation with 80 wpm in shorthand (English) and 40 wpm Typing in English.
279.	Assistant Station Master (Rs. 4500-7000)	4 ST: 2 EXSM: 2	Bachelor's degree from recognised University, or equivalent. Diploma in rail transportation and management from Rail Transport Institution.
280.	Senior Clerk (Rs. 4500-7000)	11 SC: 3 OBC: 1	Graduate, Typing 30 wpm in English and 25 WPM in Hindi.
281.	Probationary Assistant Station Master (Rs. 4500-7000)	148 SC: 25 ST: 10 OBC: 44	Graduate.
282.	Tr. Assistant Driver (Diesel/Elect) (Rs. 3050-4590)	182 SC: 38 ST: 18 OBC: 45 EXSM: 2	Matriculation or 10th Class Pass under 10+2 System Plus ITI in concerned subject.
283.	Zilla Sainik Welfare Officer (Rs. 7450-11500)	1	Must have ceased to be serving members of the Armed Forces of the Union and who have held the rank of Major and above in the Army or rank equivalent thereto in Navy or in the Air Force. Knowledge of Marathi so as to able to speak, read and write the Language.

1.	2.	3.	4.	5.
284.	Lecturer in Hotel Management and Catering Technology (Rs. NA)	3 ST: 1 SBC: 1 OBC: 1	1	First Class Bachelor's degree in Hotel Management and Catering Technology/Diploma in Hotel Management and Catering Tech. 5 years experience of Hotel Management and Catering.
285.	Cooperative Inspectors, (Rs. NA)	39 ST: 3	3	Educational qualifications recognised by any University or UGC under section-3 of 1956 or
286.	Deputy Director, (Rs. 8000-14050)	6 ST: 3 SEBC: 3	3	A Post-graduate degree in Arts/Science/Commerce from recognised University. Five years experience gained after acquiring the above qualification in Gujarat Statistical Service.
287.	Assistant Station Master (Rs. 4500-7000)	543 SC: 90 ST: 45 OBC: 155 EXM: 28	90	Graduate from recognised University.
288.	ECRC (Rs. 4500-7000)	40 SC: 6 ST: 3 OBC: 11	6	Graduate from recognised University.
289.	Traffic Apprentices (Rs. 5500-9000)	45 SC: 8 ST: 4 OBC: 13	8	Degree from recognised University.
290.	District Public Relation Officer in Public Relation Department. (Rs. NA)	2 SC: 2	2	M.A (Hindi/English) from a recognised University. Five years experience in News Paper/Advertising Agency of Publicity Organisation. Degree or Diploma in Journalism/Mass Communication from a recognised University.
291.	L.D Typist, (Rs. 3050-5230)	1 EXS: 1 (ST)	1	SSLC or its equivalent KGTE in Malayalam Typewriting (Lower). KGTE/MGTE in English (Lower) or its equivalent.
292.	Lab Technician, Grade-II (RS. 3350-5275)	1 ST: 1	1	Pass in the Lab Technician Course for a period of two years conducted by the Secretary, State Council of Vocational Education, Karnataka. Pass in the Lab Technician Course for a period of one year conducted by the Dean Madras Veterinary College. Class-I Lab Assistant from Armed Forces Medical College having 15 years experience in Army Trades of Lab Assistant Class-I. Diploma in Medical Laboratory Technology awarded by the Punjab State Medical Faculty.

Contd.....

1.	2.	3.	4.	5.
293.	Tradesman (Smithy) (Rs. 825-1250) (Pre-Revised)	1 ST:	1	Pass in Std. VII. JTSLC or THSLC or ITI/KGTE or KGCE or City Guilds Examination in the concerned Trade (Smithy).
294.	Driver Grade-II (HDV) (Rs. 3050-5230)	1 EXS: (ST)	1	Literacy in Malayalam, Tamil or Kannada. Must possess current Motor Driving Licence with endorsement for driving HDV and motor cycle and 3 years experience in driving heavy vehicles.
295.	Junior Instructor (Tailoring) (Rs. NA)	4 ST:	4	Pass in Std. VII or its equivalent. Must possess a Diploma in Tailoring and Garment making issued by the Industries and Commerce Department/Technical Education Department. Must possess KGTE certificate in cutting and tailoring (lower) and not less than 2 years exp. in Tailoring and Garment making.
296.	Section Officer (Rs. 2200-3500) (Pre-Revised)	2 ST:	2	Graduate of a recognised University. 5 years exp. as Senior Clerk or similar post under Industrial or Commercial concern.
297.	Information Officer, (Rs. 6500-10550)	1 ST:	1	Degree of a recognised University. Diploma in Journalism of a recognised University. Those with experience of not less than 3 years in the Editorial Staff of a recognised News Papers will be given preference.

Note: The above table is based on the information received from various State Public Service Commission's and Railway Recruitment Boards as per Appendix.

Abbreviations used:-

SC :-	Scheduled Caste	OBC :-	Other Backward Class
ST :-	Scheduled Tribe	MBC :-	Male Backward Class
BC:-	Backward Class	SBC :-	Special Backward Class
PH :-	Physically Handicapped	EXM :-	Ex-Serviceman
OB:-	Other Backward	XSM :-	Ex-Serviceman
DT :-	Denotified Tribes	EXSM :-	Ex-Serviceman
NT :-	Nomadic Tribes	SEBC :-	Socially Economically Backward Class

List of State Public Service Commissions/Railway Recruitment Boards. ☆

1. The Secretary,
Andhra Pradesh Public Service Commission,
Hyderabad-500001
2. The Secretary,
Assam Public Service Commission,
Jawaharnagar, Khanapara,
Gauhati-781001
3. The Secretary,
Gujarat Public Service Commission,
Ist Floor, B-Block, Multi Storyed Building,
Lal Darwaja,
Ahmedabad-380001
4. The Secretary,
Haryana Public Service Commission,
Sector-22A,
Chandigarh-160022
5. The Secretary,
Himchal Pradesh Public Service Commission
Simla-171002
6. The Secretary,
Kerala Public Service Commission,
Pattom,
Thriuvananthapuram-695004
7. The Secretary,
Karnataka Public Service Commission,
Park House,
Bangalore-560011
8. The Secretary,
Madhya Pradesh Public Service Commission,
Residence Area, Daily College Road,
Indore-452001
9. The Secretary,
Maharashtra Public Service Commission,
Bank of India Building,
Mahatma Gandhi Road,
Mumbai-40022

10. The Secretary,
Manipur Public Service Commission,
Imphal-795001
11. The Secretary,
Meghalaya Public Service Commission,
Khasi Hills,
PO Shillong-793001
12. The Secretary,
Orissa Public Service Commission,
19, Dr. Parija Road,
Cuttack-753001
13. The Secretary,
Rajasthan Service Commission,
Ajmer-305001
14. The Secretary,
Tamil Nadu Service Commission,
Chennai-600002
15. The Secretary,
Tripura Public Service Commission,
Agartala-799001
16. The Secretary,
Uttar Pradesh Service Commission,
Allahabad-211001
17. The Secretary,
West Bengal Public Service Commission,
Alipore,
Kolkata-700027
18. The Secretary,
Railway Recruitment Board,
Divisional Office Compound,
Western Railway,
Mumbai Central-400008
19. The Secretary,
Railway Recruitment Board,
Metro Railway, A.V. Complex Chitpur,
(Opp. To R.G. Kar Medical College & Hospital),
R.G. Kar Road,
Kolkata-700037

20. The Secretary,
Railway Recruitment Board,
Station Road,
Gauhati-781001
21. The Secretary,
Railway Recruitment Board,
South Lallaquda,
Secundrabad-500007
22. The Secretary,
Railway Recruitment Board Bhopal,
East Railway Colony,
Bhopal-462010
23. The Secretary,
Railway Recruitment Board,
18, Miller Road,
Bangalore-560046
24. The Secretary,
Railway Recruitment Board Bhubaneshwar,
Orissa Forest Development Corporation Building,
2nd Floor, A-84, Kharabela Nagar,
Bhubaneshwar-711001
25. The Secretary,
Railway Recruitment Board,
Gorakhpur
26. The Secretary,
Railway Recruitment Board,
Jammu-Srinagar,
Railway Colony (West),
Jammu Tawi
27. The Secretary,
Railway Recruitment Board,
Kripalayam, Poojapur,
Trivandrum

☆ State PSCs/RRBs from where information received for this publication.

भारत में रोजगार के अवसरों
पर बुलेटिन

2000

भारत सरकार
श्रम एवं रोजगार मंत्रालय
रोजगार एवं प्रशिक्षण महानिदेशालय
सर्वेक्षण एवं अध्ययन प्रभाग
जामनगर हाउस,
नई दिल्ली

2004

प्रस्तावना
(कार्यक्षेत्र, विस्तार, सीमाएँ)

1. श्रम मंत्रालय में रोजगार एवं प्रशिक्षण महानिदेशालय द्वारा प्रकाशित भारत में रोजगार के अवसरों पर बुलेटिन की श्रृंखला में यह 34वां संस्करण है। बुलेटिन में अभियांत्रिकी, प्रौद्योगिकी, कृषि, चिकित्सा, प्राकृतिक विज्ञान, सामाजिक विज्ञानों, शिक्षण एवं अन्य मिश्रित विषयों पर रोजगार चाहने वाले स्नातकोत्तर, स्नातक डिग्री अथवा डिपलोमाधारियों के लिए वर्ष 2000 के दौरान रोजगार के उपलब्ध अवसरों पर आंकड़े संकलित हैं।
2. वर्ष 2000 के दौरान सार्वजनिक तथा निजी क्षेत्र के नियोक्ताओं द्वारा संघ लोक सेवा आयोग, राज्य लोक सेवा आयोग, रेलवे भर्ती बोर्डों, बैंकिंग सेवा भर्ती बोर्डों तथा कर्मचारी चयन आयोग तथा केन्द्रीय रोजगार कार्यालय सहित रोजगार कार्यालयों में अधिसूचित कार्यालयों जैसी मुख्य भर्ती ऐजेंसियों के माध्यम से रोजगार के अवसरों के बारे में विज्ञापित सूचनाएं एकत्रित करने के समस्त उपाय किए गए तथापि, उन रिक्तियों को इस अध्ययन में सम्मिलित नहीं किया जा सका जिन्हें उपर्युक्त ऐजेंसियों में कहीं भी अधिसूचित नहीं किया गया। यह भी एक वास्तविकता है कि अधिकतर राज्यों में निजी क्षेत्र में शामिल की गई रिक्तियों की संख्या बहुत ही कम है।
3. इस बुलेटिन में दी गई सूचनाओं का रोजगार के विभिन्न अध्ययनों एवं क्षेत्रों तथा केन्द्रीय सरकार, राज्य सरकार, अर्ध-सरकारी, स्थानीय निकाय तथा निजी क्षेत्र के अनुसार विश्लेषण किया गया है। रिक्तियों का तीन वेतन श्रृंखलाओं यथा 5000/-रु० प्रतिमाह तक, 5001 से 8000 रु० प्रतिमाह और 8001 एवं इससे अधिक, के अनुसार भी विश्लेषण किया गया है। संघ लोक सेवा आयोग तथा राज्य लोक सेवा आयोगों द्वारा उपयुक्त उम्मीदवारों के अनुपलब्ध होने के कारण, न भरी जा सकने वाली रिक्तियां अध्याय 9 एवं 10 में उपलब्ध हैं।
4. राज्य/संघशासित राज्य अनुसार रिक्तियाँ संबंधित विभाग/ऐजेंसी जिसके द्वारा रिक्तियाँ अधिसूचित की गई हैं के राज्य/संघशासित राज्य के अनुसार वर्गीकृत की गई हैं यदि विज्ञापनों में प्रकाशित रिक्तियाँ पदस्थ होने वाले विशिष्ट स्थान के अनुसार नहीं प्रदर्शित हैं।
5. कुल 247 विश्वविद्यालय/राष्ट्रीय महत्व की संस्थाएँ थीं जिनमें से 204 विश्वविद्यालयों ने वर्ष 1999 में तथा 238 विश्वविद्यालयों में से 197 विश्वविद्यालयों ने वर्ष 1998 में सूचना प्रदाय की।
6. रोजगार कार्यालयों के केरियर प्लानिंग इन्फारमेशन प्रपत्र (सी पी आई) के द्वारा संकलित जानकारी वर्ष 2000 के रोजगार समाचार पत्रों से संकलित जानकारी में समाहित है। देश में रोजगार कार्यालयों का प्रति उत्तर 50 प्रतिशत रहा।

7. अभाव वाले व्यवसाय/रिक्तियाँ जो संघ लोक सेवा आयोग, राज्य लोक सेवा आयोगों तथा रेलवे भर्ती बोर्डों द्वारा भरी न जाने वाली रिक्तियों से संबंधित जानकारी संघ लोक सेवा आयोग, 17 राज्य लोक सेवा आयोगों एवं 10 रेलवे भर्ती बोर्डों से संबंधित है जिसकी प्रतिउत्तर स्थिति 64 प्रतिशत है।
8. इस बुलेटिन में प्रस्तुत अधिकतर जानकारी/आँकड़े वास्तविक प्रतिउत्तर पर आधारित हैं।
9. हो सकता है लिखित सामग्री व विभिन्न विवरणियों के योग पूर्णाकों के कारण मेल न खाये।
10. यह आशा की जाती है कि इस बुलेटिन में संकलित सूचनाएं विद्यार्थियों, व्यावसायिक मार्गदर्शन अधिकारियों, परामर्शदाताओं, आजीविका-विज्ञों, विश्वविद्यालयों, शोध संस्थानों, कार्य के इच्छुकों तथा आजीविका के विभिन्न पहलुओं में रुचि रखने वालों के लिए उपयोगी सिद्ध होंगी।

विशिष्टताएं

रोजगार अवसरों में रुझान

1. इस रिपोर्ट हेतु वर्ष 2000 में संघ लोक सेवा आयोग, राज्य लोक सेवा आयोगों, रेलवे भर्ती बोर्डों, बैंकिंग सेवा भर्ती बोर्डों, केंद्रीय रोजगार कार्यालय तथा रोजगार कार्यालयों सहित 38956 अधिसूचित रिक्तियों का अध्ययन किया गया।

क्षेत्रों द्वारा रोजगार अवसर

2. वर्ष 2000 के दौरान विभिन्न क्षेत्रों में रोजगार के अनुसार अधिसूचित रिक्तियों का विश्लेषण दर्शाता है कि अर्ध सरकार द्वारा 26 प्रतिशत रिक्तियां अधिसूचित की गईं। केन्द्र सरकार द्वारा 25 प्रतिशत रिक्तियां अधिसूचित की गईं। अन्य क्षेत्रों में निजी प्रतिष्ठानों ने 22 प्रतिशत, राज्य सरकार ने 21 प्रतिशत व स्थानीय निकायों ने 6 प्रतिशत रिक्तियां अधिसूचित कीं।

संकायों द्वारा रोजगार के अवसर

3. वर्ष 2000 के दौरान संकायों द्वारा अधिसूचित रिक्तियों का विभाजन दर्शाता है कि कुल अधिसूचित रिक्तियों का अधिकतम 29 प्रतिशत समाज विज्ञान/शिक्षा/अध्यापन सहित 25 प्रतिशत स्नातकों हेतु मिश्रित एवं इंजीनियरिंग रिक्तियां (प्रत्येक) 9 प्रतिशत, चिकित्सा कार्मिकों 8 प्रतिशत, प्राकृतिक वैज्ञानिकों 3 प्रतिशत, कृषि व संबद्ध वैज्ञानिकों तथा 1 प्रतिशत प्रौद्योगिकीविदों हेतु था।

वेतन श्रृंखलाओं द्वारा रोजगार के अवसर

- वर्ष 2000 के दौरान 48 प्रतिशत रिक्तियां 5000 रुपये प्रतिमाह तक वेतन श्रृंखला में, 5001 से 8000 रूपए तक की वेतन श्रृंखला में 33 प्रतिशत रिक्तियां व 19 प्रतिशत रिक्तियां 8001 एवं उच्चतम वेतन श्रृंखला में रहीं ।

अनुभव द्वारा रोजगार के अवसर

- वर्ष 2000 के दौरान लगभग 65 प्रतिशत रिक्तियां बिना किसी पूर्व अनुभव वाले प्रवेशार्थियों के लिए थी ।

राज्य/केन्द्र शासित प्रदेशों द्वारा रोजगार के अवसर

- राज्यों/संघशासित प्रदेशों में वर्ष 2000 के दौरान अधिसूचित की गई अधिकांश रिक्तियां इस प्रकार हैं: महाराष्ट्र में 18 प्रतिशत, उसके बाद 17 प्रतिशत दिल्ली में, गुजरात में 14 प्रतिशत, उत्तर प्रदेश में 13 प्रतिशत, केरल में 9 प्रतिशत, तमिलनाडु में 4 प्रतिशत, आंध्रप्रदेश में 3 प्रतिशत तथा बिहार गोवा दमन एवं दीव, पंजाब, राजस्थान व प० बंगाल में 2 प्रतिशत प्रत्येक में और प्रत्येक रिक्तियाँ अन्य राज्यों/संघशासित प्रदेशों ने कम हिस्सा रखते हुए बांटी ।

विश्वविद्यालयों से उत्तीर्ण अभ्यार्थी

- वर्ष 1999 में विश्वविद्यालयों से उत्तीर्ण होने वाले स्नातक एवं स्नाकोत्तर उपाधि धारकों की संख्या 16,81,054 थी जबकि यह संख्या वर्ष 1998 में 13,87,111 थी । यह आंकड़े 247 विश्वविद्यालयों में से केवल 204 विश्वविद्यालयों से प्राप्त हुए हैं ।
- प्रथमवार विश्वविद्यालयों से वर्ष 1998-99 एवं 1999-2000 में संकायानुसार डाक्टर की उपाधि धारकों का अतिविशिष्ट रिक्तियों से संबंध स्थापित करते हुए विश्लेषण किया गया । वर्ष 1999-2000 में डॉक्टर की उपाधि धारकों की संख्या 11,286 थी जबकि यही संख्या वर्ष 1998-99 के दौरान 11,107 थी ।
- डॉक्टर की उपाधि धारकों की संख्या अतिविशिष्ट रिक्तियों से मेल खाती थी ।
- विश्वविद्यालयों से उत्तीर्ण होने वालों की संख्या बहुत अधिक थी जबकि वर्ष 2000 के दौरान रिक्तियाँ नगण्य थी ।

सार एवं निष्कर्ष

8.1 वर्तमान आर्थिक परिदृश्य में रोजगार चाहने वाले व्यावसायिक मार्गदर्शन अधिकारियों, रोजगार अधिकारियों तथा जन-शक्ति नियोजकों की एक मुख्य चिन्ता स्कूल/विश्वविद्यालयों से निकलने वाले युवाओं को रोजगार के उत्पादक माध्यम में मार्गदर्शन देने के लिए उन क्षेत्रों/अनुशासनों, जिनमें रोजगार की बहुत अधिक क्षमता है तथा उन क्षेत्रों/व्यवसायों जिनमें नियोक्ताओं द्वारा जन शक्ति की कमी अनुभव की जाती है, की खोज करना है। इस दिशा में, इस अध्ययन के अध्याय 9 व 10 विभिन्न भर्ती अभिकरणों जैसे संघ लोक सेवा आयोग, राज्य लोक सेवा आयोग आदि के द्वारा रिपोर्टित न्यूनता क्षेत्रों/व्यवसायों को प्रस्तुत करता है। यह महसूस किया जाता है कि इन अध्यायों में संकलित सूचना रोजगार चाहने वालों नियोजकों, प्रशिक्षकों, शैक्षणिक संस्थानों, योजनाकारों, परामर्शदाताओं एवं व्यावसायिक मार्गदर्शकों/रोजगार अधिकारियों आदि के लिए बहुत काम की साबित होंगी।

मांग का विश्लेषण

- 8.2 वर्तमान अध्याय देश में अधिसूचित चालू रोजगार के अवसरों के संदर्भ में विश्वविद्यालय स्नातकों स्नाकोत्तर/डॉक्टर की उपाधि धारकों की मांग एवं पूर्ति के अध्ययन के साथ पूर्व अध्यायों में वर्णित सभी संकायों के मुख्य निष्कर्षों को प्रस्तुत करता है। इस अध्याय में इंजीनियरिंग तथा प्रौद्योगिकी, कृषि विज्ञान, चिकित्सा विज्ञान, प्राकृतिक विज्ञान, सामाजिक विज्ञान तथा विविध समूहों के क्षेत्रों में रिक्तियों के संदर्भ में मांग के साथ-साथ विश्वविद्यालयों एवं संस्थानों से उत्तीर्ण व्यक्तियों की कुल संख्या का भी विश्लेषण किया गया है।
- 8.3 मांग पक्ष का अध्ययन विभिन्न भर्ती अभिकरणों को अधिसूचित रिक्तियों को नियोक्ता द्वारा स्नातक, स्नातकोत्तर एवं डॉक्टर की उपाधि आदि के लिए की गई संख्या के आधार पर किया गया है, जिन्हें वर्ष 2000 में रोजगार कार्यालय (रिक्तियों की अनिवार्य अधिसूचना) अधिनियम, 1959 के प्रावधान के अंतर्गत अधिसूचित करते हुए केंद्रीय रोजगार कार्यालय सहित रोजगार कार्यालयों संघ लोक सेवा आयोग, राज्य लोक सेवा आयोग, रेलवे भर्ती बोर्ड, बैंकिंग भर्ती बोर्ड तथा कृषि वैज्ञानिक भर्ती बोर्ड संप्रेषित किया गया था यद्यपि इस पत्रिका का क्षेत्र बहुत ही सीमित है किन्तु यह निश्चित रूप से श्रम बाजार की सूचना पर व्यापक सामग्री प्रस्तुत करता है।
- 8.4 इस अध्याय में निहित सूचना 2000 में अधिसूचित 38956 रिक्तियों से संबंधित है। 1999 के अध्ययन की तुलना में प्राकृतिक विज्ञान एवं सामाजिक विज्ञान जिसमें शिक्षा/शिक्षण सम्मिलित है के क्षेत्रों में रिक्ति अधिसूचना में बढ़ता हुआ रुझान पाया गया है।
- 8.5 2000 में सामाजिक विज्ञान शिक्षण सहित में अधिकतम 11476 रिक्तियां थी, जोकि कुल रिक्तियों का 29 प्रतिशत हैं। अन्य क्षेत्रों इंजीनियरिंग तथा विभिन्न श्रेणियों के स्नातकों हेतु (25 प्रतिशत) प्रत्येक में, चिकित्सा में (9 प्रतिशत), तथा प्राकृतिक विज्ञान में (8 प्रतिशत) आदि रिक्तियाँ हैं।

- 8.6 वर्ष 2000 में प्राप्त समस्त रिक्तियों का क्षेत्रवार ब्यौरा दर्शाता है कि अर्ध सरकार संस्थाओं में 10010 (26 प्रतिशत), इसके पश्चात केंद्र सरकार में 9774 (25 प्रतिशत), निजी प्रतिष्ठानों में 8730 (22 प्रतिशत), राज्य सरकार में 8126 (21 प्रतिशत) तथा स्थानीय निकायों में 2316 (6 प्रतिशत) रिक्तियां सृजित कीं ।
- 8.7 वेतन श्रेणियां जिनके अंतर्गत 2000 में समस्त रिक्तियां उपलब्ध कराई गई थी, यह दर्शाता है कि 5000/-रु० प्रतिमाह तक के वेतन समूह में 18686 (48 प्रतिशत), 5001-8000/-रु० प्रतिमाह के बीच के वेतन समूह में 13033 (33 प्रतिशत), 8001/-रु० एवं उससे अधिक की उच्चतम श्रेणी में 7237 (19 प्रतिशत) नौकरियां उपलब्ध थीं ।
- 8.8 आंकड़ों का विश्लेषण यह दर्शाता है कि वर्ष 2000 के दौरान अधिकांश नौकरियां नवागन्तुकों के लिए थीं । वर्ष 2000 के दौरान कुल 25289 (65 प्रतिशत) नौकरियों हेतु किसी पूर्व अनुभव की आवश्यकता नहीं थी ।
- 8.9 राज्यों/संघशासित प्रदेशों के अनुसार रिक्तियों का विश्लेषण यह दर्शाता है कि 2000 के दौरान महाराष्ट्र में 6915 (18 प्रतिशत) रिक्तियां थीं । कुछ अन्य राज्यों जहां 2000 के दौरान बहुत अधिक संख्या में रिक्तियां थीं वे इस प्रकार थे-दिल्ली में 17 प्रतिशत, गुजरात में 14 प्रतिशत, उत्तरप्रदेश में 13 प्रतिशत, केरल में 9 प्रतिशत, आंध्रप्रदेश एवं तमिलनाडु में 3 प्रतिशत प्रत्येक में, बिहार, गोवा दमन एवं दीव तथा पंजाब में 2 प्रतिशत प्रत्येक में ।

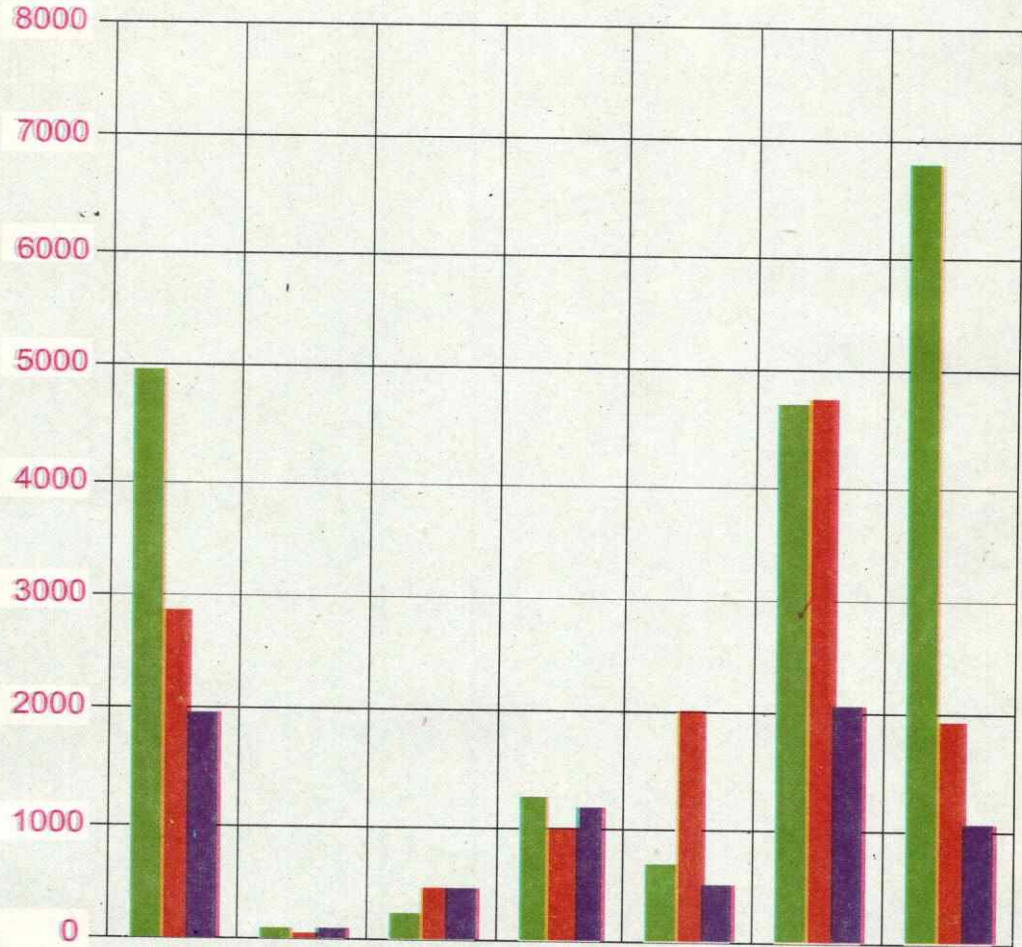
आपूर्ति का विश्लेषण

- 8.10 वर्ष 1999 के दौरान स्नातकों तथा स्नातकोत्तरों की संख्या संबंधी सूचना प्राप्त करने हेतु, 247 विश्वविद्यालयों/संस्थानों (जिन्हें विश्वविद्यालय माना गया है) से पत्राचार किया गया है । कुल 80 प्रतिशत विश्वविद्यालय/संस्थानों से ही सूचना प्राप्त हुई । 1999 में इन विश्वविद्यालयों से स्नातक /स्नातकोत्तर उपाधि धारक उत्तीर्ण हुए 16,81,054 व्यक्तियों की तुलना में वर्ष 1998 में 13,87,111 व्यक्ति उत्तीर्ण हुए । यह पिछले वर्ष की तुलना में उत्तीर्ण हुए व्यक्तियों की संख्या में वृद्धि को दर्शाता है ।
- 8.11 आगे विश्लेषण यह दर्शाता है कि प्रौद्योगिकी में उत्तीर्ण हुआओं में वृद्धि दर्ज होने के साथ औषध विज्ञान, कानून, वाणिज्य/प्रबन्ध, विज्ञान, कला, शिक्षा, कृषि, पशुविज्ञान और अन्त में मिश्रित संकायों में वृद्धि हुई । प्रौद्योगिकी एवं औषध विज्ञान में अधिक वृद्धि सरकार की निजी प्रौद्योगिकी एवं औषध महाविद्यालयों को खोलने की उदार नीति के कारण हो सकती है ।

- 8.12. अतिविशिष्ट रिक्तियों की आपूर्ति विश्लेषण हेतु डॉक्टर की उपाधि वर्ष 1998-99 एवं 1999-2000 के बीच प्राप्त करने वालों का अध्ययन किया गया और जानकारी यू जी सी, नई दिल्ली से एकत्रित की गई। वर्ष 1999-2000 के दौरान 11,296 व्यक्तियों को डाक्टर की उपाधि प्रदान की गई जबकि वर्ष 1998-99 में यह संख्या 11,107 थी। यह पूर्व वर्ष पर 2% की वृद्धि दर्शाता है।
- 8.13 आगे विश्लेषण यह दर्शाता है कि पशु चिकित्सा विज्ञान में 45%, शिक्षा एवं औषधि में 17%, वाणिज्य एवं प्रबंध में 10%, प्रौद्योगिकी में 4% तथा कला संकाय में लगभग 1% उत्तीर्ण अभ्यर्थी दर्ज हुए।
कुछ अन्य संकायों जैसे विविध संकाय (संगीत, फाइन आर्ट्स, पुस्तकालय विज्ञान, शारीरिक शिक्षा, पत्रकारिता, सामाजिक कार्य आदि), कृषि, कानून एवं प्राकृतिक विज्ञान में घटता क्रम परिलक्षित हुआ। यह घटोतरी 7% विविध में, लगभग 2% कृषि में, लगभग 1% कानून एवं नगण्य हिस्सा प्राकृतिक विज्ञान में रहा।
- 8.14 टेबल IX एवं X के अध्ययन यह प्रकट करते हैं कि डॉक्टर की उपाधि ग्रहण करने वालों की संख्या अतिविशिष्ट रिक्तियों की पूर्ति हेतु काफी है किन्तु फिर भी रिक्तियाँ शायद कई वर्षों के अनुभव के अधिभार से संबद्ध होने के कारण नहीं भरी जा सकी। जैसा कि अध्याय X के पैरा 10.1 एवं 10.3 में पहले ही इंगित किया जा चुका है कि संघ लोक सेवा आयोग ने यह मुद्दा स्वास्थ्य एवं परिवार कल्याण मंत्रालय को अतिविशिष्ट पदों को भरे जाने हेतु कोई मापदण्ड/प्रक्रिया सुझाने/पता लगाने के लिए अनुरोध किया है।
- 8.15 अंत में, संदर्भित काल में रिक्तियों की मांग में मिश्रित प्रवृत्ति परिलक्षित होती है। श्रम बाजार में रोजगार के अवसर विश्वविद्यालयों/संस्थानों से संकायानुसार अधिक उत्तीर्ण होने वाले अभ्यर्थियों की तुलना में इसी अवधि में नगण्य थे। फिर भी, देश की अर्थव्यवस्था में उत्तीर्ण अभ्यर्थियों एवं उपलब्ध रोजगार के अवसरों में असंतुलन शायद उत्तीर्ण अभ्यर्थियों को शैक्षणिक/व्यावसायिक योग्यताओं में वृद्धि हेतु उच्च शिक्षा एवं प्रशिक्षण ग्रहण करना, स्वरोजगार अपनाना, निजी संस्थानों में तल्लीन हो जाना आदि की ओर दिशा बदल लिये हैं। शायद कुछ अभ्यर्थियों ने अच्छी संख्या में विभिन्न प्रतियोगात्मक परीक्षाओं की तैयारी में जुटना पसन्द किया है।

स्नातकों हेतु रोजगार के अवसर

रिक्तियों की संख्या



संकाय

■ 5000 ₹ तक

■ 5001-8000 ₹ के बीच

■ 8001 ₹ एवं उससे ऊपर



