



सत्यमेव जयते

# BULLETIN ON JOB OPPORTUNITIES IN INDIA

# 2007



GOVERNMENT OF INDIA  
MINISTRY OF LABOUR & EMPLOYMENT  
DIRECTORATE GENERAL OF EMPLOYMENT & TRAINING  
SURVEY & STUDY DIVISION  
3/10, JAM NAGAR HOUSE, NEW DELHI

December, 2010

## CONTENTS

Contents	
Preface	
Study Team	(iii)
List of Statistical Tables	(iv)-(v)
Introduction (Scope, Coverage, Limitations)	(vi)-(vii)
Highlights	(viii)-(x)
<b>Chapters:</b>	
I Job-opportunities for Engineers	1-3
II Job-opportunities for Technologists	4-5
III Job-opportunities for Agricultural Scientists	6-7
IV Job-opportunities for Medical Personnel	8-9
V Job-opportunities for Natural Scientists	10-11
VI Job-opportunities for Social Scientists & Teachers	12-13
VII Job-opportunities for Graduates	14-16
VIII Job-opportunities for Non Graduates	17-19
IX Job-opportunities for Service Personnel	20-21
X Summary and conclusions	22-25
XI Union Public Service Commission Vacancies	26-27
XII Vacancies which could not be filled-up by UPSC, State Public Service Commissions and Railway Recruitment Boards	28
XIII Staff Selection Commission Vacancies	29-30
Statistical Tables (Table 1-12)	31-147
List of State Public Service Commissions/Railway Recruitment Boards	148-150
Examinations conducted by SSC	151-152

## P R E F A C E

The Directorate General of Employment & Training has been conducting, from time to time, Studies/Surveys on job profiles in India. The present issue of "Bulletin on Job Opportunities in India" is another step towards a better and reliable database on the job-opportunities available in India during 2007.

In this publication, an attempt has been made to compile and analyze the data relating to job opportunities that were available to job seekers holding post-graduate, graduate degrees or diplomas in disciplines of engineering, technology, agriculture, medicine, natural sciences, social sciences, teaching and other miscellaneous subjects according to pay ranges with or without experience etc. Deputation opportunities to service personnel have been included in the issue. Further, job-opportunities for Middle School, High School, Senior Secondary School and ITI pass job seekers have also been analysed and explained in Chapter VIII of this Report. Similarly space has been added on vacancies by Staff Selection Commission. Demand and supply has been analysed by incorporating employment through various employment generation schemes run by Govt. of India through various Ministries/Depts. Even though job-opportunities in private sector are partially covered, the compilation does not reflect total picture of available employment. However, factual information provides useful insights on employment opportunities available in various sectors and sub-sectors of economy across the country.

I hope, this publication would be of great help not only to job-seekers, Vocational Guidance Officers, Employment Officers, counselors, service personnel and others who are engaged in the counseling under vocational field but also to society as a whole. Suggestions for improving/upgrading the data base are sincerely solicited.

I place on record my appreciation of the work done by team of officers and staff under the valuable guidance and supervision of Smt. Amarjeet Kaur, Deputy Director General (Employment), for providing new facet to the analysis of job- opportunities sector-wise, discipline-wise, pay-range-wise etc.

I also express thanks to various Recruiting Agencies, Employment Exchanges, Universities, UGC, Boards and other related agencies all over the country for making available the requisite information.

Dated: 4<sup>th</sup> January, 2011

  
(Sharda Prasad)  
DIRECTOR GENERAL, EMPLOYMENT & TRAINING /JOINT SECRETARY  
MINISTRY OF LABOUR AND EMPLOYMENT

# **BULLETIN ON JOB OPPORTUNITIES IN INDIA**

---

**2007**

**GOVERNMENT OF INDIA  
MINISTRY OF LABOUR & EMPLOYMENT  
DIRECTORATE GENERAL OF EMPLOYMENT & TRAINING  
SURVEY & STUDY DIVISION  
3/10, JAM NAGAR HOUSE, NEW DELHI**

**December, 2010**

## **BULLETIN ON JOB-OPPORTUNITIES IN INDIA**

**(DGE&T)**

### **STUDY TEAM**

- |                              |                                                   |
|------------------------------|---------------------------------------------------|
| <b>1. Smt. Amarjeet Kaur</b> | <b>Deputy Director General (Employment)</b>       |
| <b>2. Dr. Rupal Singh</b>    | <b>Director of Employment Exchanges</b>           |
| <b>3. Shri A.S. Khan</b>     | <b>Joint Director of Employment Exchanges</b>     |
| <b>4. Smt. Nutan Pandey</b>  | <b>Assistant Director of Employment Exchanges</b> |
| <b>5. Shri R.L. Meena</b>    | <b>Sr. Statistical Officer</b>                    |
| <b>6. Shri R.S. Awasthi</b>  | <b>Sr. Statistical Officer</b>                    |
| <b>7. Shri Lalit Kumar</b>   | <b>Statistical Investigator Gr - II</b>           |
| <b>8. Smt. Ranjana</b>       | <b>Junior Computer</b>                            |

### LIST OF STATISTICAL TABLES

Table No.	Title	Page No.
<b>1A</b>	Vacancies for engineers under various sectors by pay-ranges during 2007.	<b>31-33</b>
<b>1B</b>	Vacancies for engineers (Degree/Diploma Holders) according to work-experience during 2007.	<b>34</b>
<b>1C</b>	State-wise and sector-wise vacancies for engineers during 2007.	<b>35</b>
<b>2A</b>	Vacancies for technologists under various sectors by pay-ranges during 2007.	<b>36-38</b>
<b>2B</b>	Vacancies for technologists according to work experience during 2007.	<b>39</b>
<b>2C</b>	State-wise and sector-wise vacancies for technologists during 2007.	<b>40</b>
<b>3A</b>	Vacancies for Agricultural Scientists under various sectors by pay-ranges during 2007.	<b>41-43</b>
<b>3B</b>	Vacancies for Agricultural Scientists according to work experience during 2007.	<b>44</b>
<b>3C</b>	State-wise and sector-wise vacancies for Agricultural Scientists during 2007.	<b>45</b>
<b>4A</b>	Vacancies for Medical Personnel under various sectors by pay-ranges during 2007.	<b>46-48</b>
<b>4B</b>	Vacancies for Medical Personnel according to work experience during 2007.	<b>49</b>
<b>4C</b>	State-wise and sector-wise vacancies for Medical Personnel during 2007.	<b>50</b>
<b>5A</b>	Vacancies for Natural Scientists under various sectors by pay-ranges during 2007.	<b>51-53</b>
<b>5B</b>	Vacancies for Natural Scientists according to work experience during 2007.	<b>54</b>
<b>5C</b>	State-wise and sector-wise vacancies for Natural Scientists during 2007.	<b>55</b>
<b>6A</b>	Vacancies for Social Scientists including education/teaching under various sectors by pay-ranges during 2007.	<b>56-58</b>
<b>6B</b>	Vacancies for Social Scientists including education/teaching according to work experience during 2007.	<b>59</b>
<b>6C</b>	State-wise and sector-wise vacancies for Social Scientists during 2007.	<b>60</b>
<b>7A</b>	Vacancies for Miscellaneous Graduates under various sectors by pay-ranges during 2007.	<b>61-63</b>

<b>7B</b>	Vacancies for Miscellaneous Graduates according to work experience during 2007.	<b>64</b>
<b>7C</b>	State-wise and sector-wise vacancies for Miscellaneous Graduates during 2007.	<b>65</b>
<b>8</b>	State-wise dispersion of various vacancies for non-graduates during 2007.	<b>66</b>
<b>9A</b>	Distribution of deputation vacancies by branches of study and sector of establishments during 2007.	<b>67</b>
<b>9B</b>	Distribution of deputation vacancies for graduates according to branches of study and pay-ranges during 2007.	<b>68</b>
<b>9C</b>	Distribution of deputation vacancies for graduates according to experience during 2007.	<b>69</b>
<b>9D</b>	Distribution of deputation vacancies state-wise and faculty-wise during 2007.	<b>70</b>
<b>9E</b>	Distribution of deputation vacancies for graduates according to subjects during 2007.	<b>71-75</b>
<b>10A</b>	Distribution of vacancies by various disciplines and sectors of establishments who notified the vacancies during 2007.	<b>76</b>
<b>10B</b>	Distribution of vacancies for graduates according to pay-ranges during 2007.	<b>77</b>
<b>10C</b>	Distribution of vacancies for graduates according to experience during 2007.	<b>78</b>
<b>10D</b>	Distribution of vacancies state-wise and faculty-wise during 2007.	<b>79</b>
<b>10E</b>	Discipline-wise vacancies notified during 2003, 2005.& 2007	<b>80</b>
<b>10F(i)</b>	Discipline-wise out-turn of Graduates/Post-Graduates during the year 2005 & 2007.	<b>81</b>
<b>10F(ii)</b>	Discipline-wise out-turn of Doctorate Degree Awardees during the year 2005-06 & 2006-07.	<b>82</b>
<b>10G</b>	Distribution of vacancies notified according to various subjects during 2005 & 2007.	<b>83-88</b>
<b>11</b>	Type of vacancies for which suitable candidates could not be found by UPSC during the year 2006-07.	<b>89-98</b>
<b>12</b>	Vacancies which could not be filled by State Public Service Commission and Railway Recruitment Boards for want of suitable applicants during the year 2007.	<b>99-147</b>

## INTRODUCTION

### Scope, Coverage, Limitations

The present issue is thirty seventh (XXXVII) in the series of "Bulletin on Job-Opportunities in India" brought out by Directorate General of Employment & Training (DGE&T) in Ministry of Labour & Employment. The study contains information about Job-opportunities that were available during 2007 for job-seekers holding post-graduate, graduate degrees or diplomas in disciplines of engineering, technology, agriculture, medicine, natural sciences, social sciences, teaching and other miscellaneous subjects. Further, Job opportunities for middle, high and higher secondary school and ITI pass job seekers have also been analyzed. Besides, deputation opportunities for service personnel/ experienced also made part of this analysis/ study.

2. All possible efforts were made to collect information about Job-opportunities during 2007, advertised by employers both in public and private sector through major recruiting agencies, such as Union Public Service Commission, State Public Service Commissions, Railway Recruitment Boards and Staff Selection Commission as well as those notified to Employment Exchanges including Central Employment Exchange, New Delhi. However, vacancies, which might have occurred but were not notified to either of the above agencies, could not be taken into account in this study. Coverage of vacancies in private sector is also almost negligible.

3. The information presented in this study has been analyzed according to various disciplines of studies and sectors of employment, namely Central Government, State Governments, Quasi-Government, Local Bodies and Private Sector. Vacancies have also been analysed according to three pay ranges viz., per-mensem pay upto Rs. 5000, Rs. 5001-8000, Rs.8001 & above. The vacancies, which could not be filled by UPSC & State Public Service Commissions for want of suitable candidates, have also been highlighted in Chapter-XI & XII.

4. The information pertaining to opportunities in respect of middle school, high school, senior secondary school & ITI pass has been analyzed in Chapter VIII. Thus, the study presents a factual scenario of job opportunities all over India.

5. The information pertaining to deputation opportunities has been analysed in Chapter IX of this publication. It includes deputation opportunities analysed according to various pay ranges, sectors of economy, branches of study, etc., and thus, depicts in nutshell a crisp view of deputation opportunities available across the country.

6. State/Union Territory-wise vacancies have been identified based on State/Union Territory of concerned Department/agency by which vacancies have been notified, if vacancies appeared in advertisements have not been specifically categorized place of posting.



7. 322 Universities/Institutions of national importance were addressed for obtaining information during 2007, out of which 193 responded.
8. The information received from Employment Exchanges through Career Planning Information (CP-1) return has also been incorporated alongwith vacancies compiled through Employment News for the year, 2007. The responses from Employment Exchanges all over the country remained 66%.
9. The information received on category of occupations which could not be filled up by the UPSC, SPSCs and RRBs during the year 2007 relates to UPSC, 20 State Public Service Commissions, 10 Railway Recruitment Boards and Indian Council of Scientific Agricultural Research. Thus, response position had been of the order of 70%.
10. Most of the information/data presented in this Bulletin is based on actual responses.
11. The totals shown in the write up as well as in different tables may not tally due to rounding off.
12. Data covered under the Bulletin has been based on real matrices. It is pretended that the information contained in this Bulletin will prove to be of immense value not only to students, Vocational Guidance Officers, Counselors, Career Masters, Universities/Research Institutions, work-seekers and others interested in the various aspects of careers but also to various categories of service personnel/ professionals interested to serve other Departments/Ministries on transfer on deputation for some short tenure.

## HIGHLIGHTS

### **Trend in Job opportunities:**

1,67,275 vacancies for Graduates/Post-Graduates/Ph.D. holders. 1,57,799 vacancies for Non-Graduates and 2,698 vacancies for transfer on deputation were notified during 2007 to the Union Public Service Commission, State Public Service Commissions, Railway Recruitment Boards, Employment Exchanges including Central Employment Exchange and Agriculture Scientist Research Board, etc. were covered.

### **Job-opportunities by Sectors:**

2. The analysis of vacancies notified for Graduates/Post-Graduates/Ph.D. holders during 2007 according to various sectors of employment shows that 45% of the vacancies were notified by Quasi-Government, 22% by State Government. Break-up of vacancies in other sectors was 18% in Central Government, 8% in Local Bodies and 7% in private establishments.

The analysis of vacancies for Non-Graduates shows that 61% vacancies were from Central Govt. followed by 16% from State Govts. and 13% from Private establishments and remaining 10% by Quasi Govt. and Local Bodies establishments whereas in deputation vacancies bulk share (63%) goes to Central Govt. and the remaining share to the rest.

### **Job-opportunities by Faculties:**

3. The distribution of vacancies notified for Graduates/Post-Graduates etc. during 2007 by faculties shows that the maximum (46%) vacancies were notified for Miscellaneous Graduates, followed by 22% for Engineers & Technologist, 18% for Social Scientists including Teaching, 6% Medical Personnel, 5% for Agricultural & Allied Scientists, about 3% for Natural Scientists. As far as deputation vacancies are concerned, 52% share goes to Miscellaneous Graduates followed by 21% to Engineers, 18% to Social Scientists including Teachers and remaining 3% each to Agricultural Scientists & Medical Personnel, Natural Scientists 2%.

The distribution of vacancies in case of Non-Graduates shows that 61% vacancies were offered to 10<sup>th</sup> pass followed by 27% to Middle School pass and 11% to ITI certificate holders and remaining by Sr. Secondary School pass.

**Job-opportunities by Pay-Ranges:**

4. About 61% of the vacancies during 2007 were notified in lowest pay-range upto Rs. 5000 per month followed by 20% in middle pay-range of Rs.5001-8000 per month and 19% of jobs offered in highest pay-range of Rs.8001 per month & above.

Trend in deputation vacancies reflects 44% share by highest pay range followed by middle & lower pay-ranges whereas in Non-Graduate category, almost all of the opportunities fell under lowest pay range.

**Job-opportunities by Experience:**

5. Almost 81% of the vacancies were open to freshers having no previous work experience during 2007.

In case of deputation, most of vacancies were classified to those who had experience in the relevant fields whereas Non-Graduate vacancies covered 95% from freshers.

**Job-opportunities by States/U.Ts:**

6. Among States/UTs, maximum share of the vacancies notified during 2007 was of Delhi (18%) followed by Gujarat(11%), Uttarakhand (7%), Maharashtra (6%), Tamilnadu (5%), Uttar Pradesh (4%). Andhra Pradesh, Kerala & Karnataka each shared 3%, Chandigarh, West Bengal and Rajasthan shared 2% each, and other States/U.Ts shared rest of the vacancies.

Amongst deputation vacancies, major share (51%) goes to Delhi followed by (7%) Uttar Pradesh, 5% by Maharashtra, 4% each by West Bengal and Karnataka and 2-3% is shared by other States/UTs. Similarly, under Non-Graduate category, most of the opportunities were offered by Delhi followed by other States.

**Out-turn from Universities:**

7. Out-turn of Graduates/Post-Graduates/Ph.D awardees from universities during the year 2006-07 was 12,85,995 as against 11,98,929 in the year 2005-06.

8. For the third time, discipline-wise out turn of Doctorate Degree Awardees (PhD) during the year 2004-05 and 2006-07 was taken up for analysis in relation to super-specialty jobs. The number of persons awarded Doctorate Degree in the various disciplines during 2006-07 was 19,996 as against 17,898 during 2004-05.

9. Out-turn of Doctorate Degree Awardees was sufficient enough to cater to the need for super speciality jobs.

10. Various employment generation schemes launched by Govt. of India through various Ministries/Departments had tried to bridge the gap. These flagship schemes are Sampoorna Grameen Rozgar Yojana (SGRY), Swarnajayanti Gram Swarajgar Yojana (SGSY), Swarna Jayanti Shahri Rozgar Yojana (SJSRY), Prime Minister's Rozgar Yojana (PMRY), Rural Employment Generation Programme (REGP) and National Rural Employment Guarantee Scheme (NREGS). During 2007-08 employment generation was of the order of 13.96 lakh in numbers and 15833.08 lakh in mandays job in addition to 18.8 lakh Swarajgarees assisted. NREGS has now been renamed as Mahatma Gandhi National Rural Employment Guarantee Scheme (MGNREGS). This scheme has created an impact on the rural economy of the country and had been applauded all over the world. However, imbalance between passed out candidates and job opportunities available in the economy may have oftenly been re-directed the youth towards higher education/ training for further enhancement of educational/professional qualifications, taking up self-employment ventures, getting attracted for Private/Corporate Sector, etc. Bulk of them have higher aspirations/expectations as their life goals and remained to continue preparation for various competitive examinations/achieving the desired results.

## CHAPTER-I

### JOB-OPPORTUNITIES FOR ENGINEERS

1.1 Nearly 21% of total Job-opportunities offered during 2007 were meant for engineering personnel. In all, 35,553 vacancies for engineers were notified in 2007 as against 17,507 during 2005, reflecting an increase of 103%. Out of these 35,553 vacancies, 18,780 were meant for persons holding diploma-level qualifications and 16,720 for degree holders in either of engineering disciplines.

#### **Classification of Vacancies**

1.2 Engineering vacancies notified during 2007 have been classified under 35 heads (Table 1A-1B). It may, however, be pointed out that such vacancy notifications, where employing establishments failed to mention specific qualifications required, and left them in non-classifiable category, have been shown and classified under the head "Engineers- Unspecified". Vacancies meant for combination of two or more allied subjects have been suitably grouped as 'Architecture-Civil, Electrical-Mechanical & Mechanical-Metallurgical, etc.

#### **Job-opportunities by Branches of Engineering**

1.3 The study of vacancies notified during 2007 according to various branches of engineering indicates that out of 35,553 vacancies, 20% were meant for Telecommunication/ Line Communication, 14% for Mechanical Engineering, 13% for Civil Engineering, 12% for Electronics & Electrical Microwave, 9% for those who had specialized in Electrical Engineering, 7% for Computer branch, 3% each for Mining and Chemical Engineering and 2% for Air Conditioning and Refrigeration. Rest of the opportunities shared by other subjects.

#### **Engineering Vacancies by Sectors**

1.4 An analysis of engineering vacancies notified during 2007 according to sector of employing establishments has revealed that 62% of total vacancies arose in Quasi-Govt., 31% in Central Govt., 5% in State Govt. and 1% each in private establishments and local bodies.

### Engineering Job-offers by Pay-Ranges

1.5 Analysis of Job-offers made to engineers during 2007 according to pay-ranges reveals that majority of the vacancies (38%) were carrying Job-offers in middle pay-range of Rs. 5001-8000 per month, 35% of jobs offered in highest pay-range of Rs. 8001 and above per month and the rest 27% in lowest pay-range upto Rs. 5000 per month.

### Job-opportunities for Fresh-Engineers

1.6 It is interesting to note that out of all the vacancies meant for engineers during 2007, 78% vacancies were offered to freshers having no work-experience. Most of these fresh job-openings belonged to Telecommunication/Line Communication/Electronics & Electrical/Microwave/Communications (including Radio), Civil Engineering including Municipal, Mechanical Engineering, Electrical/Mechanical Engineering, Computer Engineering, Mining/Chemical Engineering, Air Conditioning and Refrigeration Engineering etc. The Table-1 indicates distribution of percentage of vacancies for engineering degree and diploma holders with or without work-experience.

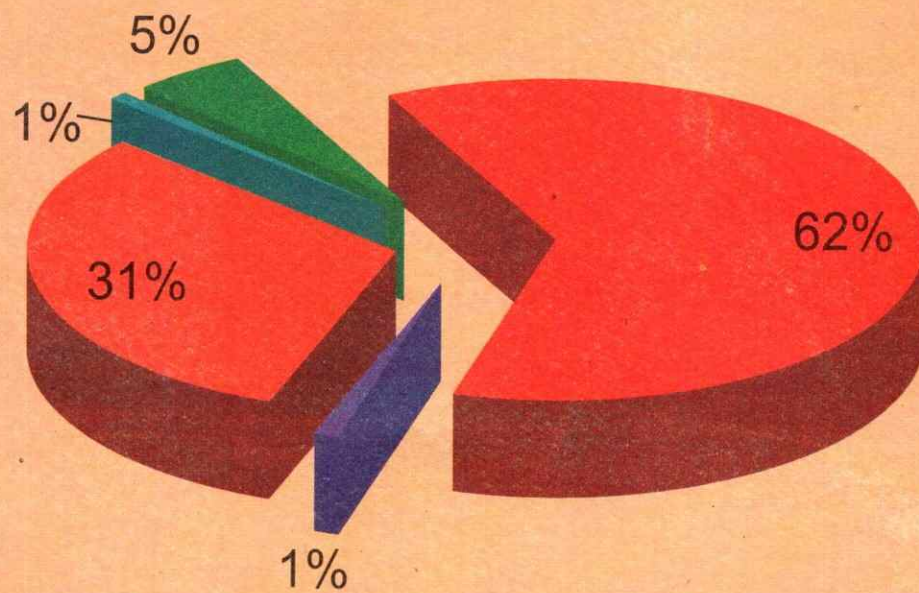
**TABLE - 1**

**Distribution of Vacancies for Engineers**

Qualification levels	Work experience required	Number of vacancies notified during the year	
		2005	2007
(A) Degree	With experience	5130 (29.3)	6022 (16.9)
	Without experience	7714 (44.1)	10698 (30.1)
	All	12844 (73.4)	16720 (47.1)
(B) Diploma	With experience	1435 (8.2)	1806 (5.09)
	Without experience	3228 (18.4)	16974 (47.8)
	All	4663 (26.6)	18780 (52.9)
<b>Total no. of vacancies</b>		<b>17507 (100.00)</b>	<b>35500 (100.00)</b>

Note: Figures in brackets represent percentages.

## SECTOR-WISE JOB OPPORTUNITIES FOR ENGINEERS DURING 2007



■ CENTRAL GOVT. ■ PRIVATE SECTOR ■ STATE GOVT.  
■ QUASI GOVT. ■ LOCAL BODIES

### **State-wise Dispersion of Job-opportunities**

1.7 The study of Job-opportunities made out of vacancy notifications of 2007 meant for engineering personnel according to the location of employing establishments, showed that 12% came from Maharashtra followed by 8% from Delhi, 5% each from Andhra Pradesh, Tamilnadu and Karnataka, 4% each from Uttar Pradesh, Kerala, Chhatusgarh, 3% each from Rajasthan, West Bengal, Jharkhand, 2% from Haryana and 1% each from Chandigarh, Uttarakhand, Jammu & Kashmir, Madhya Pradesh, Assam, Gujarat and Orissa. A major share of 30% goes to vacancies not specified with locations.

---

Note : Statistical details relating to year 2007 have been given in Table no. 1A, 1B & 1C.



## CHAPTER- II

### JOB-OPPORTUNITIES FOR TECHNOLOGISTS

2.1 During 2007, total 626 vacancies for technologists were notified as against 191 in 2005, reflecting 228% increase in the job opportunities.

#### **Classification of Vacancies**

2.2 The vacancies notified for various technological areas have been classified under 26-heads (Table 2A-2B). The last head of vacancies includes such of the vacancies, where employing establishments either prescribed certain combination of qualifications or no specific qualifications.

#### **Job-opportunities by Branches of Technology**

2.3 The study of vacancies notified in 2007 according to various technological areas shows that 64% of job-opportunities offered to Printing Technology followed by 13% for Wood & Timbers, 6% for Textile Technology, 5% for Food Technology, 2% for Textile Chemistry and 1% each for Rubber Technology and Paints & Pigments. Remaining 8% of the opportunities shared by other technological subjects.

#### **Technology-Vacancies by Sectors**

2.4 Analysis of vacancies offered to technologists during 2007 according to sector of employing establishments has revealed that 70% of these Job-opportunities belonged to Central Government followed by 22% to Quasi Government, 7% to State Government and 1% to Private Establishments. Local Bodies has no share.

#### **Job-offers according to Pay-Ranges**

2.5 Analysis of Job-offers made to technologists in 2007 according to pay-ranges shows that 80% vacancies belonged to lowest pay-range upto Rs. 5000 per month followed by 13% job-offered in highest pay range of Rs. 8001 & above per month and 7% job opportunities offered to middle pay-range of Rs. 5001-8000 per month.

### Job-opportunities for Fresh Technologists

2.6 An analysis of Job-offers made to technologists during 2007 according to work-experience shows that 86% vacancies were offered to persons having some previous work-experience whereas 14% vacancies were offered to persons having no previous experience. Such freshers' job-openings were available to Wood & Timber, Printing, Food/ Chemical Technology etc. The following table gives distribution of vacancies for degree holder technologists with or without work experience.

**TABLE – 2**  
**Distribution of Vacancies for Technologists**

Qualification levels	Work experience required	Number of vacancies notified during the year	
		2005	2007
Degree/Diploma	With experience	104 (54.5)	494 (78.9)
	Without experience	87 (45.5)	132 (21.1)
<b>Total no. of vacancies</b>		<b>191 (100.0)</b>	<b>626 (100.0)</b>

Note: Figures in brackets represent percentages.

### State-wise Dispersion of Job-opportunities

2.7 The study of Job-opportunities offered during 2007 through vacancy notifications meant for technologists by location of employing establishments reveals that 39% of Jobs came from Haryana followed by 14% from Kerala, 12% from Maharashtra, 9% from Delhi, 6% from Uttar Pradesh, 4% each from West Bengal & Tamilnadu, 3% each from Madhya Pradesh and Manipur, 1% each from Chandigarh, Gujarat, Andhra Pradesh, and Rajasthan. Remaining States/UTs shared the residual 2% of Job-opportunities for technologists.

Note: Statistical details relating to year 2007 have been given in Table no. 2A, 2B & 2C.

## CHAPTER- III

### JOB-OPPORTUNITIES FOR AGRICULTURAL SCIENTISTS

3.1 During 2007, out of the total 1,67,275 Job-opportunities, 9,021 were notified for agricultural & allied scientists, as against 2,480 in 2005.

#### **Classification of Vacancies**

3.2 The vacancies notified for agricultural scientists have been classified into 30 broad categories (Table 3A-3B). The thirtieth category, namely "Other Agricultural Subjects" takes care of all such vacancy notifications where employing establishments did not mention their specific qualification requirements.

#### **Job-opportunities by Branches of Agricultural Sciences**

3.3 The study of vacancies notified in 2007 according to branches of agriculture & allied science reveals that out of a total of 9021, 72% job-opportunities were shared by Other Agricultural Subjects followed by 9% by Dairying, 8% by Veterinary Science & Animal Husbandry, 2% each by Plant Breeding & Genetics, Agronomy, Horticulture and 1% each is shared by Plant Pathology, Fishery, Soil Science, Forestry and Agriculture Extension.

#### **Job-opportunities by Sectors of Employers**

3.4 Analysis of vacancies notified during 2007 according to sector of employing establishments indicates that a significant proportion (86%) of total Job-opportunities were offered by Quasi Government, 10% by State Governments, 8% by Central Government and remaining 2% is shared by Local Bodies and Private Sector.

#### **Job-offers according to Pay-Ranges**

3.5 The study of Job-opportunities notified for agricultural & allied scientists according to pay-ranges reveals that 83% of total vacancies notified during 2007 belonged to lowest pay-range upto Rs. 5000 per month, 15% belonged to highest pay-range of Rs. 8001 & above. Remaining 2% jobs fell in middle pay range of Rs. 5001-8000 per month.

### Job-openings for Freshers

3.6 It is interesting to find that out of all vacancies, those were meant for scientists in the field of agriculture & allied disciplines in 2007, bulk (92%) job-openings were meant for those having no work-experience. Such Job-opportunities belonged to branches of Agronomy, Dairying, Veterinary Science and Animal Husbandry, Horticulture, Fishery, Forestry, Agriculture Economics and Agriculture Extension, Water Conservation, Warehousing etc. Other agriculture subjects (Unclassified) have major share. The distribution of vacancies work-experience wise is indicated in the following table:

**TABLE- 3**

#### **Distribution of Vacancies for Agricultural Scientists**

Qualification level	Work experience required	No. of vacancies offered during the year	
		2005	2007
Degree/Diploma	With experience	1000 (40.3)	708 (7.8)
	Without experience	1480 (59.7)	8313 (92.2)
<b>Total no. of Vacancies</b>		<b>2480</b> <b>(100.0)</b>	<b>9021</b> <b>(100.0)</b>

Note: Figures in brackets represent percentages.

### State-wise Dispersion of Job-opportunities

3.7 Analysis of Job-opportunities offered during 2007 through vacancy notifications meant for agricultural & allied scientists according to location of employing establishments shows that 41% of Jobs belong to Karnataka followed by 10% each to Andhra Pradesh and Kerala, 7% to Maharashtra, 3% each to Uttar Pradesh, Delhi and Tripura. Rest 53% goes to remaining States/UTs out of this 44% goes to vacancies not classified by State/UTs.

Note: Statistical details relating to year 2007 have been given in Table no. 3A, 3B & 3C.

## CHAPTER – IV

### JOB-OPPORTUNITIES FOR MEDICAL PERSONNEL

#### **Medical Personnel**

4.1 Out of 1,67,275 vacancies notified during 2007, a total of 9,281 Job-opportunities pertained to medical personnel as against 7,402 during 2005 registering an increase of 25%.

#### **Classification of Vacancies**

4.2 The vacancies notified for medical personnel have been classified into 38 categories (Table 4A-4B). The last category namely; "Medical Specialists & Unspecified Others" represents all such vacancies for which employing establishments did not mention specific specialization & qualification requirements.

#### **Job-opportunities by Branches of Medicine**

4.3 The study of vacancies notified in 2007 according to branches of medical science reveals that out of total 9,281 Job-opportunities meant for medical personnel, 40% belonged to Nursing , 12% to Medical Radiology & Electrology, 8% each is shared by Pharmacy and Allopathic Medicine (MBBS) followed by 3% each by Ayurved, Anaesthesia and Sanitary Science while 2% each is shared by Homeopathy, Public Health, Maternity and Occupational Therapy. General Surgery, Dental Surgery, Gynaecology & Obstetrics, Preventive & Social Medicine, Pharmacology and Paediatrics each shared 1% of the job opportunities.

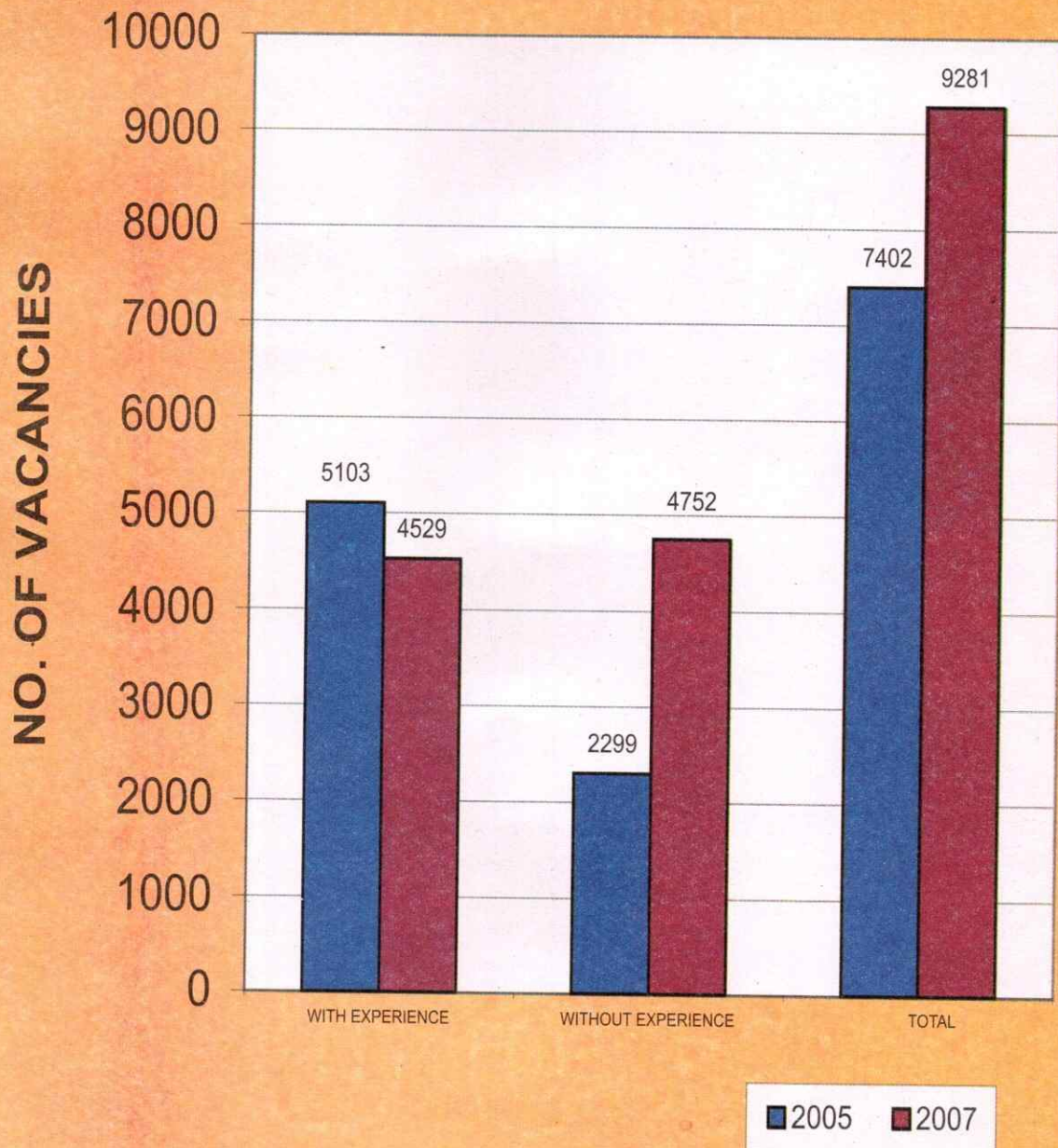
#### **Job-opportunities by Sectors of Employment**

4.4 Analysis of vacancies notified in 2007 according to sector of employing establishments shows that 56% Job-opportunities for medical personnel came from State Governments and 19% each from Central Government and Quasi-Government. Out of the remaining Job-opportunities, establishments of Private Sector offered 5% and Local Bodies shared only 2% of the Job-opportunities.

#### **Job-offers According to Pay-Ranges**

4.5 The study of Job-offers made to medical personnel according to pay-ranges reveals that 63% of total vacancies notified during 2007 belonged to lowest pay range of upto Rs. 5000 per month, 29% in highest pay-range of Rs. 8001 & above per month and remaining 8% belonged to middle pay-range of Rs. 5001-8000 per month.

## JOB OPPORTUNITIES FOR MEDICAL PERSONNEL DURING 2005 & 2007



### Job-Openings for Freshers

4.6 Analysis of Job-offers made to medical personnel according to work-experience shows that 51% vacancies were offered to freshers during 2007. Such job opportunities related to areas of Nursing followed by Allopathic Medicine Ayurveda, Homeopathy Graduates, Pharmacy, Sanitary Science/ Public Health etc.

The distribution of vacancies with or without experience is indicated in the following Table:

**TABLE – 4**  
**Distribution of Vacancies for Medical Personnel**

Qualification level	Required Work experience	No. of vacancies offered during the year	
		2005	2007
Degree/Diploma	With experience	5103 (68.9)	4529 (48.8)
	Without experience	2299 (31.1)	4752 (51.2)
Total no. of vacancies		7402 (100.0)	9281 (100.0)

Note: Figures in brackets represent percentages.

### State-wise Dispersion of Job-opportunities

4.7 Analysis of Job-opportunities offered during 2007 through vacancy notifications of medical personnel according to location of employing establishments reveals that 33% of Job-opportunities originated from Delhi followed by 19% from Uttar Pradesh, 10% from Maharashtra, 4% from Mizoram, 3% each from Gujarat, West Bengal and Kerala, 2% each from Andhra Pradesh, Chandigarh, Pondicherry, Tamilnadu and Punjab. Remaining States/UTs shared the residual portion of 15% of Job-opportunities.

---

Note: Statistical details relating to year 2007 has been given in Table no. 4A, 4B & 4C.

## CHAPTER- V

### JOB-OPPORTUNITIES FOR NATURAL SCIENTISTS

5.1 A total of 4,437 Job-opportunities for Natural Scientists were notified during 2007, as compared to 3,044 during 2005, registering an increase of 46%.

#### **Classification of Vacancies**

5.2 The vacancies notified for Natural Scientists have been presented under 24 heads (Table 5A-5B). The last head "Combination of Natural Science Subjects" includes such vacancies in whose cases employing establishments have not precisely mentioned required qualifications.

#### **Job-opportunities by Branches of Natural Science**

5.3 The study of vacancies notified according to branches of natural science in 2007 reveals that out of a total of 4,437 Job-opportunities, 23% of the opportunities belonged to various combinations of Natural Science Subjects followed by 17% to Chemistry, 16% to Physics, 11% to combination of Physics, Chemistry and Mathematics, 8% to Mathematical Physics, 6% to Geology, 4% to Botany, 3% each to Biology and Geophysics. Remaining 9% is shared by other branches subjects.

#### **Job-opportunities by Sector of Employers**

5.4 Analysis of vacancies according to sector of employing establishments shows that 37% of jobs were contributed by Central Government, 34% by Quasi-Government, 28% by State Governments followed by 1% in Private Sector during 2007. Local Bodies had no share.

#### **Job-offers According to Pay-Ranges**

5.5 The study of Job-offers made to natural scientists according to pay-ranges in 2007 reveals that bulk (38%) each of total vacancies carried monthly lowest pay range upto Rs. 5000 per month, 34% highest salaries of Rs. 8001 & above per month. The remaining 28% offered salaries in middle pay-range between Rs. 5001-8000 per month.



### Job-opportunities for Freshers

5.6 It is encouraging for fresh job seekers that 78% of total Job-opportunities during 2007 meant for natural scientists went to fresh entrants into the world of work having no previous work experience. Such fresh job-openings had arisen in field of combination of various Natural Science Subjects followed by Physics, Chemistry & Mathematics, Chemistry, Mathematical Physics, Geology, Geophysics and Botany etc. The following table depicts distribution of job offers as natural scientists with/without experience:

**TABLE -5**

**Distribution of Vacancies for Natural Scientists**

Qualification level	Work experience required	No. of vacancies offered during the year	
		2005	2007
Degree/Diploma	With experience	1289 (42.3)	969 (21.8)
	Without experience	1755 (57.7)	3468 (78.2)
Total no. of vacancies		3044 (100.0)	4437 (100.0)

Note: Figures in brackets represent percentages.

### State-wise Dispersion of Job-opportunities

5.7 The Job-opportunities notified for natural scientists during 2007 according to location of employing establishments, analysed State-wise, shows that Delhi had a maximum share of 29%, Uttar Pradesh 12%, Maharashtra and Andhra Pradesh 5% each, Uttarakhand and Gujarat 4% each, Chandigarh 3%. 2% each is shared by Madhya Pradesh, Tamilnadu, Rajasthan, Kerala, Jharkhand, Tripura and Orissa. Other States & Union Territories shared residual Job-opportunities.

---

Note: Statistical details relating to year 2007 have been given in Table no. 5A, 5B & 5C.

## **CHAPTER- VI**

### **JOB-OPPORTUNITIES FOR SOCIAL SCIENTISTS & TEACHERS**

6.1 Out of total 1,67,275 Job-opportunities identified during 2007, social scientists & teachers enjoyed a share of 18%. In all 30,471 Job-opportunities were meant for such categories of personnel during 2007 as against 9,456 in 2005. Thus, registered an increase of 73%.

#### **Classification of Vacancies**

6.2 The vacancies notified for social scientists & teachers have been classified into 30 heads (Table 6A-6B). The last category which includes all such vacancies, which were not classifiable under a specific category, as vacancy notifications did not mention a single & precise qualification requirements for the post. Hence, last head shown as other social science subjects.

#### **Job-opportunities by Branches of Social Science**

6.3 The study of Job-opportunities for year 2007 according to branches of social science shows that 53% of vacancies were meant for branch of Education/Teaching, 15% Language, 6% Hindi, 5% Mathematics, 4% Chartered Accountancy, 3% each for Law, English, Sociology/Social Work/Social Science and remaining 9% for other Social Science subject.

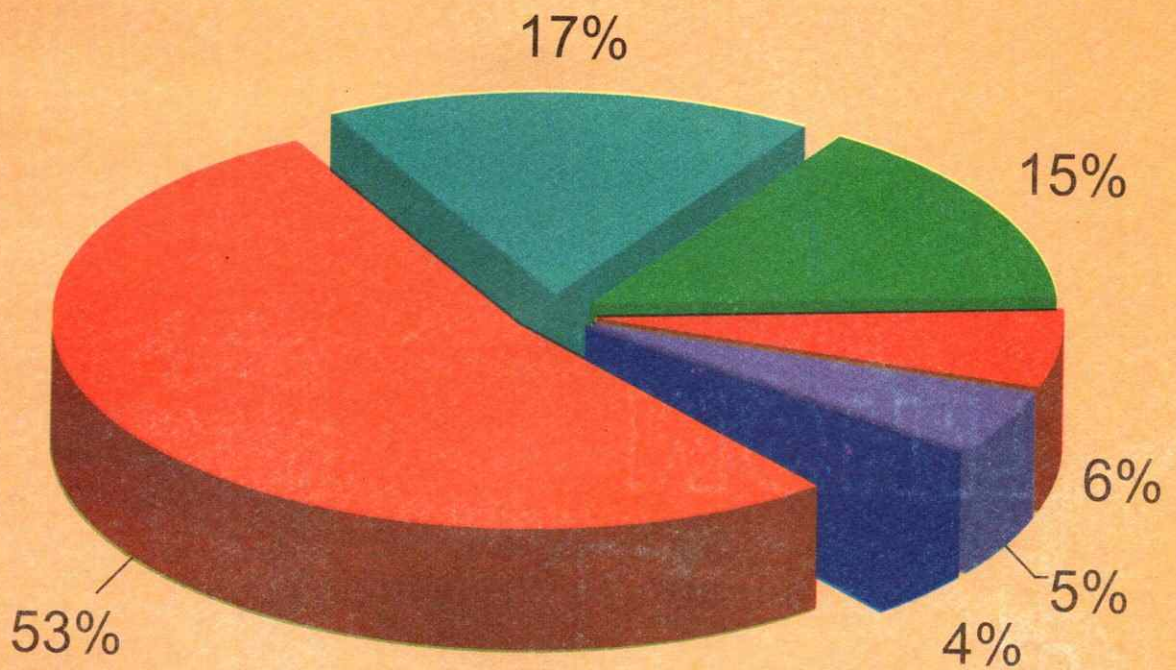
#### **Job-opportunities by Sector of Employers**

6.4 Analysis of vacancies according to sector of employing establishments shows that 42% of total Job-opportunities in 2007 meant for social scientists and teachers came from State Government, 38% of these Job-opportunities were contributed by Local bodies, 12% by Quasi Government, 5% by Central Government and mere 3% is contributed by Private Sector.

#### **Job-offers according to Pay-Ranges**

6.5. The study of Job-offers made to social scientists & teachers during 2007 according to pay-ranges reveals that 59% of total vacancies were notified in lowest pay-range upto Rs. 5000 per month, 28% in middle pay range of Rs. 5001-8000 per month and remaining 13% belonged to highest pay range of Rs. 8001 & above per month.

## JOB OPPORTUNITIES BY BRANCHES OF SOCIAL SCIENCE DURING 2007



■ EDUCATION/ TEACHING

■ LANGUAGES

■ MATHEMATICS

■ OTHER SUBJECTS

■ HINDI

■ CHARTERED ACCOUNTANCY

### Job opportunities for Freshers

6.6. The job-seekers desirous of entering into world of work may be encouraged to find that bulk of Job-opportunities i.e. 82% were offered in 2007 to freshers having no previous work experience requirement. Such job openings for freshers in 2007 arose in teaching area as also in disciplines like Education/Teaching, , Languages (Hindi/English), Hindi, English, Mathematics, Sociology/Social Work/ Social Science, Chartered Accountant, Statistics, Accountancy, Economics etc. The distribution of vacancies with or without experience is shown in the following Table:

**TABLE - 6**

#### **Distribution of Vacancies for Social Scientists and Teachers**

<b>Qualification level</b>	<b>Work experience required</b>	<b>No. of vacancies offered during the year</b>	
		<b>2005</b>	<b>2007</b>
<b>Degree/Diploma</b>	With experience	5360 (56.7)	2833 (9.3)
	Without experience	4096 (43.3)	27638 (90.7)
<b>Total no. of vacancies</b>		<b>9456</b> <b>(100.0)</b>	<b>30471</b> <b>(100.0)</b>

Note: Figures in brackets represent percentages

#### **State-wise Dispersion of Job-opportunities**

6.7 The job-opportunities notified in 2007 for social scientists and teachers according to location of employing establishments shows that 64% of job-opportunities were shared alone by Delhi followed by 7% Maharashtra, 5% Gujarat, 3% Uttar Pradesh and 2% each by Chandigarh, Tamil Nadu and Tripura. Remaining 15% of jobs were shared by other States & Union Territories.

Note: Statistical details relating to year 2007 have been given in Table no. 6A, 6B & 6C.

## CHAPTER – VII

### JOB-OPPORTUNITIES FOR GRADUATES

7.1 This chapter provides a review of Job-opportunities that emerged out of vacancy notifications meant for Honours & Pass course Graduates in residual disciplines (Arts, Science & Commerce) including Diploma holders not elsewhere covered in the preceding chapters. An attempt has, therefore, been made to give a complete account of all Job-opportunities through coverage of even miscellaneous vacancies as identified from various sources mentioned in the introductory part of this Bulletin. These miscellaneous areas, inter-alia, include Job-opportunities in disciplines such as commercial art, Journalism, library science, company secretaryship, banking, hotel management, catering & nutrition, physical education & music etc. It is worth to mention here that Graduates can improve their job-prospects after acquiring diplomas in either of fields enumerated above.

#### **Classification of Graduates**

7.2 The vacancies notified for Graduates have been classified under 25 heads (Table 7A-7B). The last head presents vacancies which were not classifiable under a specific category as vacancy notifications did not mention clearly precise qualification required for the posts. Hence, the last head includes all such combined nature of unspecified vacancies.

#### **Job-opportunities by Branches**

7.3 The study of Job-opportunities during 2007 according to branches/disciplines reveals that many of vacancies 89% pertained to pass graduates in Arts, Science and Commerce suitable for office work, 7% to other vacancies (unspecified), 3% of job opportunities were offered to Business Management and Administration. Other finding a sizeable share were Library Science, Physical Education, Fine Arts, Journalism. Remaining disciplines showed the existence and need efforts for revival.

#### **Job-opportunities by Sector of Employers**

7.4 Analysis of vacancies according to sectors of employing establishments indicates that nearly 50% of total Job-opportunities for Graduates in 2007 were offered by Quasi Government followed by 19% State Governments, 18% by Central Government. Private Establishments contributed 12% towards Job-opportunities for graduates whereas Local Bodies shared 1% of the vacancies.

### **Job-opportunities According to Pay-Ranges**

7.5 The study of Job-offers made to Graduates during 2007 under three pay-ranges reveals that 76% of total vacancies carried a monthly salary upto Rs. 5000 and 13% Job-offers offered a monthly salary between Rs. 5001-8000 per month.. Only 11% of Job-offers carried a pay of Rs. 8001 & above.

### **Job-opportunities for Freshers**

7.6 It is heartening for Graduates to note that 81% of total Job-opportunities in 2007, meant for them did not require any previous work-experience as out of a total of 77,886 Job-opportunities as many as 63,339 were offered to fresh entrants. These opportunities belonged to the areas such as office work suitable for pass graduates in Science, Arts & Commerce, Industrial Management/Business Management, Library Science, Physical Education, Fine Arts etc. A chunk of vacancies covered under unspecified group which incorporates various combinations of subjects.

**TABLE – 7**

#### **Distribution of Vacancies for Miscellaneous Graduates**

<b>Qualification level</b>	<b>Work experience required</b>	<b>No. of vacancies offered during the year</b>	
		<b>2005</b>	<b>2007</b>
<b>Degree/Diploma</b>	With experience	7527 (28.4)	14547 (18.7)
	Without experience	18906 (71.52)	63339 (81.3)
<b>Total no. of vacancies</b>		<b>26433 (100.0)</b>	<b>77886 (100.0)</b>

Note: Figures in brackets represent percentages.

### **State-wise Dispersion of Job-opportunities**

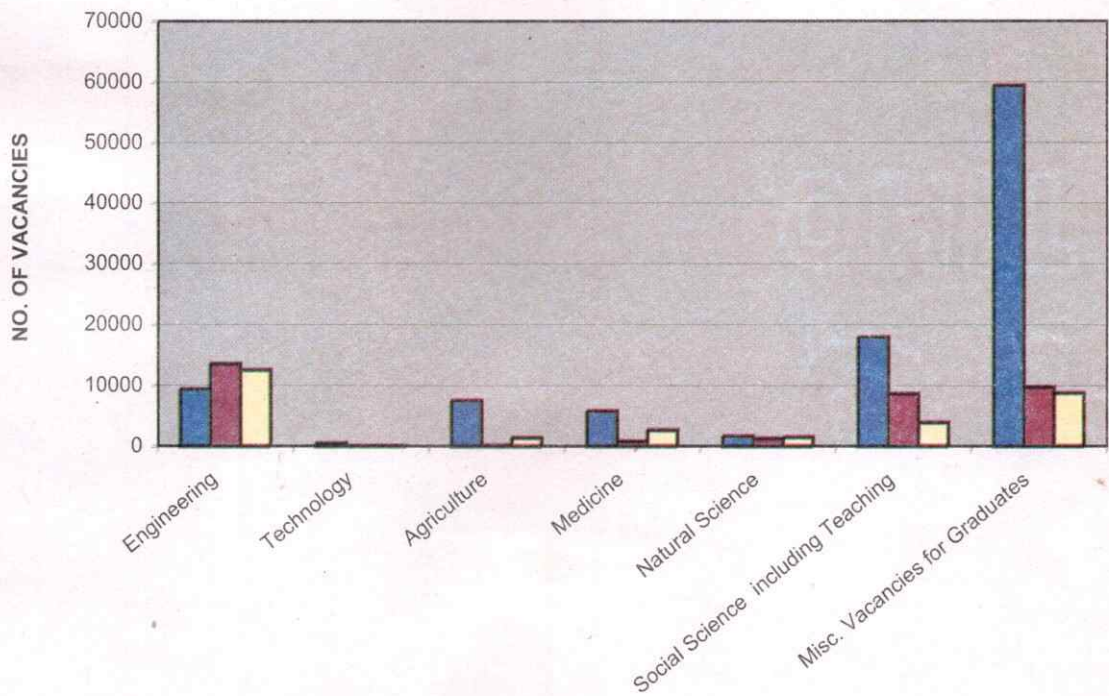
7.7 The Job-opportunities notified in 2007 by employing establishments for Graduates in miscellaneous categories according to location indicate that job seekers in Gujarat enjoyed maximum 21% of total Job-opportunities. Other employers who contributed belonged to States of Uttarakhand 14%, Tamil Nadu 6% and Delhi 4%. 3% each was contributed by Maharashtra, Uttar Pradesh and Andhra Pradesh whereas 2% each was contributed by Chandigarh, Kerala, Madhya Pradesh, Karnataka, West Bengal and Rajasthan. Remaining States/UTs shared 34% of the Job-opportunities.

---

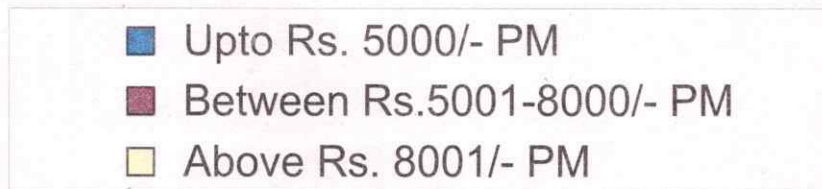
Note: Statistical details relating to year 2007 have been given in Table no. 7A, 7B & 7C.



## JOB OPPORTUNITIES FOR GRADUATES 2007



### FACULTIES





## CHAPTER -VIII

### JOB OPPORTUNITIES FOR NON-GRADUATES

8.1 In this chapter, vacancies meant for unemployed job-seekers having qualification of Middle School, High School, (10+2)/ Senior Secondary School and ITI passed out have been covered. These vacancies are meant for group 'C' vacancies including ITI back ground.

8.2 Vacancies covered for Middle School pass include Peon, Chowkidar, Majdoor, Farash, Coolie, Mali etc. whereas vacancies for High School pass cover Driver, Clerks, Office Attendant, Despatch Rider, Store Keeper, Box Potter, Gang-man etc.

Similarly, vacancies for Senior Secondary School pass comprised of Office Assistants, Clerks (Typist), Computer Operator, Supervisors, Warden, and Court Masters etc.

Group 'C' technical functional/operational vacancies were meant for ITI pass out job-seekers and covered variety of vacancies like Fitter, Tool Maker, Die Maker, Motor Mechanic, Electrician, Pump Operator, Technician and Plumber etc.

#### Opportunities by Branches

8.3 Analysis of various vacancies by branches suggests that out of total (1,57,799) vacancies, a bulk of vacancies 95,813 (61%) were offered to High School pass followed by 42,598 (27%) to Middle School pass. Rest of the opportunities 17,036 (11%) were offered to ITI Technicians followed by 2,352 (1%) offers for Sr. Sec. School pass

**Table-8A**  
**Distribution of Vacancies by Branches & Experience**

S.No.	Qualification	Total no. of vacancies	With Experience	Without Experience
1.	Middle School	42598 (27.00)	1111 (13.85)	41487 (27.70)
2.	High School	95813 (60.72)	4964 (61.88)	90849 (60.66)
3.	S. S. School	2352 (1.49)	801 (9.99)	1551 (1.04)
4.	ITI	17036 (10.80)	1146 (14.29)	15890 (10.61)
	<b>Total</b>	<b>157799 (100.00)</b>	<b>8022 (5.00)</b>	<b>149777 (95.00)</b>

Note: figures in brackets represent percentages

It may further be inferred that under these categories of opportunities, most of the job opportunities were available for freshers. Only 5% opportunities were meant for experienced.

### Opportunities by Sector of Employment

8.4 Major portion of vacancies offered by various sector of employment were from Central Govt. 95,643 (61%) followed by State Govt. 25,686 (16%), Private Sector 20,652 (13%) and Quasi Government 14,050 (9%). Local Bodies shared the rest.

**Table-8B**

### Distribution of Opportunities by Sectors

S.No	Qualification	SECTORS					Total
		CG	SG	QG	LB	PVT.	
1.	Middle School	33808	1830	6349	587	24	<b>42598</b>
		(35.35)	(7.12)	(45.19)	(33.20)	(0.12)	
2.	High School	46145	23701	4767	1181	20019	<b>95813</b>
		(48.25)	(92.27)	(33.93)	(66.80)	(96.93)	
3.	Sr. Secondary	1289	19	1044	0	0	<b>2352</b>
		(1.35)	(0.07)	(7.43)	(0.00)	(0.00)	
4.	ITI	14401	136	1890	0	609	<b>17036</b>
		(15.06)	(0.53)	(13.45)	(0.00)	(2.95)	
	Total	<b>95643</b>	<b>25686</b>	<b>14050</b>	<b>1768</b>	<b>20652</b>	<b>157799</b>
		(60.61)	(16.28)	(8.90)	(1.12)	(13.09)	

Note: Figures in brackets represent percentages.

### Opportunities According to Pay Ranges

8.5 All the vacancies offered under these categories fell within the pay range upto Rs. 5000 per month.

### State-wise Dispersion of Vacancies

8.6 Taking all qualifications together, major share was offered by Gujarat 22,271 (14%) followed by Maharashtra 19,438 (12%), Delhi 16106 (10%), Uttar Pradesh 12,572 (8%), Bihar 10,394 (7%), 5% each by Tamilnadu 7,826 & Rajasthan 7,240, Jharkhand 6,868 (4%), Andhra Pradesh 4,620 (3%), 2% each by West Bengal 2,986, Madhya Pradesh 2,920 and Karnataka 2,601. Rest 26% was shared by other States/UTs.

8.7 Qualification-wise dispersion of vacancies shown scattered pattern. In case of Middle School passed, Uttar Pradesh Offered 7,664 vacancies followed by Bihar 7,648, Maharashtra 6,904, Rajasthan 4,958, Tamilnadu 3,912 and Delhi 2,182. High School qualified persons were offered maximum vacancies by Gujarat 22,113 followed by Delhi 13,753, Maharashtra 8,132, Jharkhand 4,481, Uttar Pradesh 3,647 Andhra Pradesh 3,597, Tamilnadu 3,315 and Bihar 2,681. Similarly. Sr. Sec. School pass were offered maximum jobs by Orissa 270 followed by Punjab 124, Madhya Pradesh 122, Rajasthan 95 and Himachal Pradesh 85.

For technicians, job offers varied from that of others qualified as above. Maharashtra notched up the first place by offering 4,380 jobs followed by Jharkhand 1,984, Chandigarh 1,601 and Uttar Pradesh 1,177. For further details refer Table 8.

## CHAPTER – IX

### JOB OPPORTUNITIES FOR SERVICE PERSONNEL

9.1 In this chapter, vacancies meant for civil servants/working service personnel/persons with regular employment have been covered. These vacancies have been termed as deputation vacancies. Deputation means the services of a Government servant, with the sanction of the competent authority, borrowed by other Department/Ministry/Undertaking etc., for a period of minimum one year extendable to a maximum period of three years. Under certain circumstances, period can be extended beyond 3 years too. While in service, the Government servant is allowed the pension and leave benefits, if he continued in Government Service.

9.2 In the present chapter, deputation covers only those appointments/circulations that are made by transfer on deputation on a temporary/absorption basis provided the transfer is outside the normal field of deployment and is in the public interest. A total deputation vacancies (2698) covered in this chapter pertained to those vacancies which have either been circulated or published in Employment News during 2007.

#### **Deputation Opportunities by Branches**

9.3 Analysis of deputation vacancies by branches of study suggests that out of total 2698 vacancies, a chunk of vacancies 1405 (52%) were covered under Miscellaneous Vacancies for Graduates, 570 (21%) vacancies were covered by Engineers, 499 (18%) vacancies by Social Scientists including Teachers. Rest of the deputation vacancies were shared by Medicine & Agriculture 3% each, Natural Scientists 43 (2%) and Technologist 38(1%).

9.4 Further, insight of subject-wise distribution of deputation opportunities suggests that maximum share (46%) has been attributed to office work followed by (9%) Civil branch of Engineering including Municipal 3% each by Accountancy, Chartered Accountancy, Electrical Engg., Computers. 2% each is shared by Hindi, Law, Engineers Unspecified, Industrial Management, Public Administration, Cost & Works Accountants. 1% each for Architecture, Economics, Library Science, Printing, Education/Teaching, Other Vacancies (Unspecified), Mechanical, Nursing, Medical Bio-Chemistry, Sociology/Social Work/Social Science Electronics & Electrical Microwave/Communication including Radio, Horticulture, Fishery, Statistics/Maths/Economics. Other Agriculture Subjects. Remaining portion is shared by other subjects in different branches of study amongst 208 subjects identified for the study.

### **Deputation Opportunities by Sector of Employers**

9.5 Major portion of deputation vacancies was from Central Government 1699 (63%) followed by Quasi-Government 970 (36%). State Government 29(1%) shared negligible proportion. The remaining two sectors (Private sector & Local Bodies) have no role to play in such vacancies.

### **Deputation Opportunities According to Pay Ranges**

9.6 The study of Job offers made to transfer on deputation during 2007 under three pay ranges reveals that 1182 (44%) of total deputation vacancies carried a monthly pay range of Rs.8000 & above, 981(36%) carried pay range of Rs. 5001-8000 and the remaining 535(20%) shared the lowest pay range of upto Rs. 5000.

### **State-wise Dispersion of Deputation Vacancies**

9.7 The deputation opportunities notified in 2007 by employing establishments according to locations indicate that a bulk of deputation vacancies 51% originated in Delhi followed by 7% in Uttar Pradesh, 5% in Maharashtra, 4% each in West Bengal and Karnataka, 3% each in Andhra Pradesh and Tamilnadu, 2% each in Madhya Pradesh, Gujarat, Assam and Chandigarh and the residual deputation opportunities shared by other States/Union Territories.

## CHAPTER – X

### SUMMARY AND CONCLUSION

10.1 One of the major concerns of job-seekers; Vocational Guidance Officers; Employment Officers and Manpower Planners in the present economic scenario is to find out areas/disciplines which have significant employment potential as also those areas/occupations in which shortages of manpower are being experienced by employers so as to guide youth coming out of Schools/Universities into productive channels of employment. Acquaintance about trends in national and emerging global labour market is the need of the hour. Therefore, chapters XI & XII of this study present shortage areas/occupations as reported to by various recruiting agencies such as Union Public Service Commission, State Public Service Commissions and Railway Recruitment Boards etc. It is hoped that information contained in these chapters would be valuable to job seekers, planners, trainers, educational institutions, employers, counselors, Vocational Guidance/Employment Officers, etc. and others who wish to extend helping hand to the people through social and other means.

#### **Analysis of Demand**

10.2 The present chapter presents a study of demand and supply in the context of job opportunities notified in the country, besides, presenting principal findings of all faculties discussed in the previous chapters. The demand in terms of vacancies in the fields of engineering & technology, agricultural science, medical science, natural science, social science and miscellaneous groups have been analyzed w.r.t. Graduates/Post-Graduates/Doctorates, Non-Graduates and also for deputation vacancies wherein scanning of these vacancies culminated through out turn from Universities/Institutions.

10.3 The study of demand side has been made on the basis of number of vacancies notified by employers for graduates, post-graduates, doctorate awardees, non-graduates etc., to various recruiting agencies. This study has taken into account all such vacancies, which were notified in 2007 to Union Public Service Commission, State Public Service Commissions, Railway Recruitment Boards, Institute of Banking Personnel Services, Agricultural Scientists Recruitment Board and Employment Exchanges including Central Employment Exchange under the provisions of Employment Exchanges (Compulsory Notifications of Vacancies) Act, 1959. The coverage, though narrow, obviously provides mile stones/markers on demand in the labour market.

10.4 As per present study 3,27,772 various kind of vacancies emerged in the economy during 2007. These vacancies includes 1,67,275 vacancies notified for graduates/post-graduates/doctorates, 1,57,799 non-graduates and 2,698 deputation vacancies. A rising trend in vacancy notifications has been observed in the fields of Engineering and Technology followed by Agriculture, Social Science including Teaching/Education, Graduates with any discipline, Natural Science and Medicine as compared to study in 2005. Similarly, rising trend has been observed in deputation vacancies.

10.5 In 2007, maximum 77,886 vacancies were referred for miscellaneous vacancies for Graduates having 46% share in total vacancies. In other faculties significant number of vacancies notified were under Engineering & Technology (22%), Social Science including Education/Teaching (18%), Medicine (6%), Agriculture (5%) and Natural Science (3%).

Sector-wise break up of all vacancies notified to Graduates in 2007 shows that 75,903 (45%) vacancies were from Quasi-Government and 36,870 (22%) from State Governments followed by Central Government 30,433 (18%) and 15% by both Private Establishments (11,614) and Local Bodies (12,455) together.

Of pay-ranges under which all vacancies were made available in 2007 reveals that there were 1,002,243 (61%) vacancies in lowest pay-range upto Rs. 5000 per month, 34,214 (20%) vacancies in middle pay-range between Rs. 5001-8000 per month and 30,818 (19%) in top pay range of Rs. 8001 & above per month for Graduates.

Analysis of the data further shows that majority of jobs during 2007 were open to freshers. Out of total jobs, 1,35,333 (81%) jobs did not require any previous work experience during 2007.

Analysis of total vacancies according to States/UTs shows that Delhi had maximum share with (18%) vacancies. 11% vacancies occurred in Gujarat, 7% in Uttarakhand, 6% in Maharashtra, 5% in Tamilnadu, 4% in Uttar Pradesh. 3% each is shared by Andhra Pradesh, Kerala and Karnataka and 2% each is shared by Chandigarh, West Bengal and Rajasthan.

10.6 For Non-Graduates 1,57,799 vacancies were offered during, 2007. Amongst these vacancies High School pass had major share (61%) followed by Middle School pass (27%), ITI (11%) and the remaining was shared by Sr. Secondary School pass.

Sector-wise break up of these vacancies shows that 95,643 (61%) vacancies were from Central Govt. followed by 25,686 (16%) from State Govt., 20,652 (13%) from Private Sector, 14,050 (9%) from Quasi-Govt. 1% goes to Local Bodies.

Most of vacancies were in lowest pay range with no requirement of experience. Further details can be had from Table no. 8.

10.7 For deputation vacancies, 2,698 opportunities were offered during, 2007. A chunk of these (92%) offers were for Miscellaneous Graduates, Engineering & Social Scientists including Teachers with experience.

Most of the deputation vacancies were from Central Govt. followed by Quasi-Government. State Govts /Local Bodies had negligible share whereas private sector has no role to play.

Similarly, most of the opportunities on deputation were in higher pay range of Rs. 8000 & above followed by middle pay range. Further insight of the information may be had from Table no. 9.

### **Analysis of Supply**

10.8 In order to obtain information on out-turn of Graduates and Post-Graduates during 2007, 322 Universities/Institutions (deemed Universities) were addressed. Information was received from 193 (60%). The number of persons passed out in Degree/ Post-Graduate Degree courses from these Universities was 12,85,995 in 2007 as against 11,98,929 in 2006. This shows decrease of 7.26% in out-turn over the previous year.

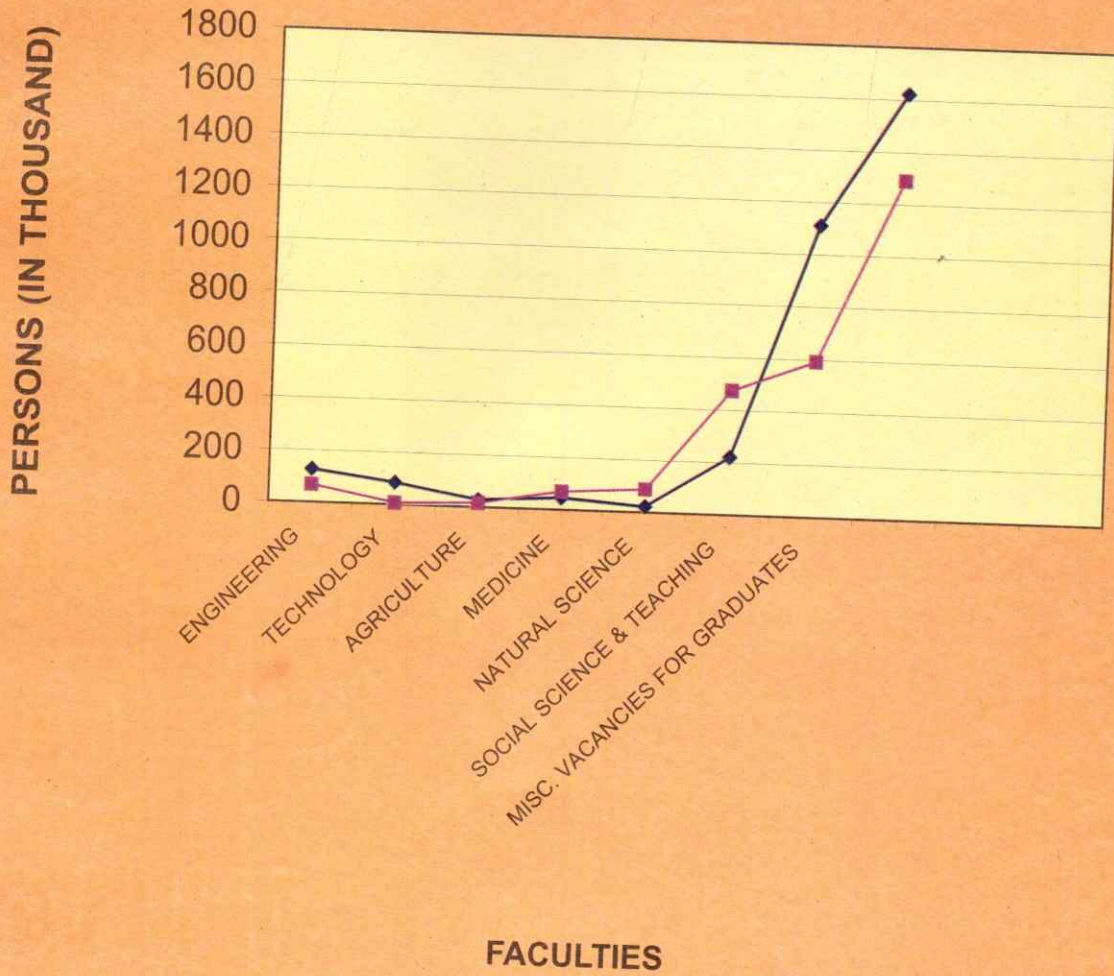
10.9 Further analysis shows that there was an overall increase in out-turn for graduates. Substantial increase in disciplines of Engineering & Technology, Social Science, Agriculture and Medical Science may be attributed to Government's thrust on easy access to technical & medical education to common men in the country.

10.10 To analyse the supply side for super speciality jobs, out-turn of persons awarded Doctorate Degrees during 2004-05 and 2006-07 was studied and information was collected from UGC, New Delhi. The number of persons awarded Doctorate Degrees in various disciplines during 2007 was 19,996 as against 17898 during 2005. This shows an increase in out turn of about 11.72% over the previous year.

10.11 Analysis of the information so received also shows that there was 52% increase in out-turn registered in Education over previous year followed by 42% in Commerce and Management, 24% in Veterinary Science, 20% in Arts, a small proportion of 4% is shared by Science discipline.



FACULTY-WISE NO. OF PERSONS OBTAINED DEGREE & POST GRADUATE DEGREE



◆ 2005    ■ 2007

Others covering Music, Fine Arts, Library Science, Physical Education, Journalism, Social Work etc. dominated the scenario with 22% whereas a decreasing trend is found in Law, Engineering/Technology, Medicine and Agriculture.

10.12 Study of Table XI & XII with reference to Table 10 F (ii) reveals that out turn of Doctorate Awardees is sufficient enough to cater to the need for super speciality jobs but vacancies also presumably, remained unfilled due to non availability of experienced candidates in the relevant fields. Other matrices have been attempted to spell out reasons in Para 12.1 and 12.3 of chapter XII of this Bulletin.

10.13 Lastly, during the period under reference, demand in vacancies registered a mixed trend. Job Opportunities in Labour Market during the said period were insignificant as compared to bulk discipline wise out-turn from Universities/Institutions.

10.14 Various employment generation schemes launched by Govt. of India through various Ministries/Departments had tried to bridge the gap. These flagship schemes are Sampoorna Grameen Rozgar Yojana (SGRY), Swarnajayanti Gram Swarajgar Yojana (SGSY), Swarna Jayanti Shahri Rozgar Yojana (SJSRY), Prime Minister's Rozgar Yojana (PMRY), Rural Employment Generation Programme (REGP) and National Rural Employment Guarantee Scheme (NREGS). During 2007-08 employment generation was of the order of 13.96 lakh in numbers and 15833.08 lakh in mandays job in addition to 18.8 lakh Swarajgarees assisted, NREGS has now been renamed as Mahatma Gandhi National Rural Employment Guarantee Scheme (MGNREGS). This scheme has created an impact on the rural economy of the country and had been applauded all over the world. However, imbalance between passed out candidates and job opportunities available in the economy may have oftenly been re-directed the youth towards higher education/ training for further enhancement of educational/professional qualifications, taking up self-employment ventures, getting attracted for Private/Corporate Sector, etc. Bulk of them have higher aspirations/expectations as their life goals and remained to continue preparation for various competitive examinations/achieving the desired results.

10.15 Govt.'s skill development initiatives through MES will usher a new era for unemployed youth of the Country.

## CHAPTER – XI

### UNION PUBLIC SERVICE COMMISSION VACANCIES

11.1 The Union Public Service Commission, located in New Delhi, looks after the task of recruitment for Government of India. Employing departments of Central Government refer their requirements of personnel to U.P.S.C. The posts are advertised in "Employment News" and other leading newspapers as deemed fit by Commission. The advertisements appear on every second/fourth Saturdays of the months. Selections against the posts are based on tests and/ or interviews.

11.2 During the period under Report, the Commission decided to revise the scheme of Combined Medical Services Examination in accordance with the recommendations of High Level Committee (Mahdi-Verma Committee) constituted by the Commission. The revised scheme was given effect from combined Medical Services Examination, 2008.

11.3 The Commission also decided to increase the number of attempts of General Category PH candidates from 4 to 7 in respect of Civil Services (Main) Examination. The Syllabi prescribed for General Studies Paper and all the Optional Papers except the Literature Paper of Languages under the scheme of Civil Services (Main) Examination, were revised in consultation with academic experts. The revised syllabi have been incorporated in the rules of Civil Services (Main) Examination and given effect from 2008 Examination.

11.4 During 2007-08, the Commission held 13 examinations, 9 for recruitment to various Civil Services/posts besides conducting 4 examinations for Defence Services. The numbers of applications for admission to various examinations held during the year under report were 10,99,634 as against 11,08,289 for the year 2006-07. The number of candidates who appeared in various examinations was 5,64,974. 4,184 candidates were interviewed for various Civil Services/posts during 2007-08 as compared to 3,987 candidates during the year 2005-06. During the same period 2,889 candidates were recommended for appointment to Civil and Defence Services/posts by the Commission.

11.5 As regards posts for which recruitment were made through interviews: the Commission received 389 requisitions for 1,551 posts during the year under report. Besides, 1,492 posts were carried over from previous year 2006-07 making a total of 3,043 posts for which requisitions were processed. The number of applications received during the year was 14,774. 1,956 candidates were interviewed and 418 were recommended for appointments to various posts.

11.6 For 91 direct recruitment posts none was found suitable out of candidates who applied. Most of such posts required specialized medical, engineering or scientific qualification.

11.7 The main groups in which the posts/vacancies were classified for recruitment by the Commission were Engineering, Scientific & Technical, Non-technical & Medical amongst these Medical posts has lion share. This comprises medical general followed by Pathology/Bacteriology/Microbiology, Animal Husbandry, Paediatrics, Ayurveda, Non-technical posts are dominated by Public Administration Scientific & Technical by Physics/Statistics and Engineering posts by Mechanical/Electrical/Chemical Engineering. The details of examinations, nature of vacancies and other inputs can be had from 58<sup>th</sup> annual report of the Commission, 2007-08 brought out and published by the Union Public Service commission.

## CHAPTER – XII

### VACANCIES, WHICH COULD NOT BE FILLED BY UPSC, STATE PUBLIC SERVICE COMMISSIONS AND RAILWAY RECRUITMENT BOARDS

12.1 During 2007-08 Union Public Service Commission, could not find suitable candidates for 91 posts as a result of interviews. Of these 91 posts, 17 posts were reserved for candidates belonging to Scheduled Castes, 11 for candidates belonging to the Scheduled Tribes and 33 for Other Backward Classes. The remaining 40 posts were unreserved. These posts could not be filled up because most of the posts required specialized medical, engineering or scientific qualifications. Further enquiries lead to shortage of super specialists (teaching faculties) with suitable qualifications and experience conforming to the standards prescribed for various teaching faculties in medical, engineering, natural science and social science. A list of posts for which suitable candidates could not be found by UPSC during 2007-08 is given in Table no.11.

12.2 To get the information about vacancies advertised and could not be filled during 2007, State Public Service Commissions, Staff Selection Commission and Railway Recruitment Boards were addressed. The information was received from 25 Commissions/Recruitment Boards namely the State Public Service Commissions Andhra Pradesh, Assam, Gujarat, Himachal Pradesh, Kerala, Madhya Pradesh, Maharashtra, Meghalaya, Orissa, Punjab, Rajasthan, Tamilnadu, Tripura, Haryana, West Bengal and Railway Recruitment Boards; Guwahati, Mumbai Central, Chennai, Bangalore, Kolkata, Bhopal, Chandigarh, Bhubaneshwar, Jammu and Thiruvananthapuram and also Agriculture Scientists Recruitment Board.

12.3 The State Public Service Commissions, Staff Selection Commission and Railway Recruitment Boards were asked to give reasons for non filling up of posts. Various reasons spelt out by different State Public Service Commissions and RRBs. The main reasons attributed relate to lack of qualified candidates, non availability of candidates having prescribed qualification, experienced candidates, qualified candidates not available, none was found suitable/eligible, applications not received or received less applications as compared to number of posts, no eligible candidate applied for the post, failed to get minimum qualifying marks, all requisition withdrawn by the Govt, required number of candidates did not qualify examination/written examination etc.

12.4 Details of vacancies, designation of posts, qualifications prescribed for vacancies which could not be filled by State Public Service Commissions and Railway Recruitment Boards, Agriculture Scientists Recruitment Board during 2007 have been given in Table 12.

## CHAPTER- XIII

### STAFF SELECTION COMMISSION VACANCIES

13.1 Staff Selection Commission (SSC) makes recruitment to various group 'C' non-technical posts in various Ministries/Departments of Govt. of India and in Sub-ordinate Offices. From November, 2003, Central Govt. has further authorized the Commission to make recruitments to all such Non-Gazetted posts which carry scale of pay of Rs. 6500-10,500. Thus, SSC is performing functions which constitutionally remain the responsibility of UPSC. SSC is, therefore, in a way an adjunct of UPSC.

13.2 The SSC hold competitive examinations for recruitment to various posts which may be seen at an annexed enclosure.

13.3 Unlike other Public Service Commissions, Staff Selection Commission has a regional network of its own. This is a unique feature which has facilitated the forging of effective links, not only with the State Govts., but with Central Offices located in States. The regional network has been of particular relevance in the conduct of Commission's examinations at different centres. The details of its regional offices with their jurisdiction are given as under:

Sl. No.	Region	Jurisdiction (States/UTs)
1	<b><u>Central Regional Office</u></b> Allahabad	Bihar, Uttar Pradesh, Jharkhand & Uttarakhand
2	<b><u>Eastern Regional Office</u></b> Kolkata	Orissa, West Bengal, Sikkim, Union Territory of Andaman & Nicobar Islands
3	<b><u>Kerala-Karnatak Regional Office</u></b> Bangalore	Karnataka, Kerala and Union Territory of Lakshadweep
4	<b><u>North Regional Office</u></b> New Delhi	NCT of Delhi and Rajasthan
5	<b><u>North-Eastern Regional Office</u></b> Guwahati	Arunachal Pradesh, Assam, Manipur, Mizoram, Meghalaya, Nagaland & Tripura
6	<b><u>Southern Regional Office</u></b> Chennai	Andhra Pradesh, Tamil Nadu and Union Territory of Pondicherry

7	<b><u>Western Regional Office</u></b> <b>Mumbai</b>	Gujarat, Maharashtra, Goa, Union Territories of Dadara & Nagar Haveli and Daman & Diu
8	<b><u>Madhya Pradesh Sub-Regional Office</u></b> <b>Raipur</b>	Madhya Pradesh and Chhattisgarh
9	<b><u>North-Western Sub-Regional Office</u></b> <b>Chandigarh</b>	Jammu & Kashmir, Himachal Pradesh, Haryana, Punjab and UT of Chandigarh

13.4 During the year 2006-07, eight All India Open Examinations and three Departmental Examinations were held. Besides, the Commission conducted Bi-monthly typewriting tests and Grade 'D' Quarterly Steno test. Nearly 9.25.516 applications were received in 2007. 7,779 candidates qualified during the same period.

13.5 The Commission conducted an All India Open Competitive Examination exclusively for persons belonging to SC/ST categories for filling up the backlog vacancies as a part of Special Recruitment Drive on 17.08.2006 for recruitment to the post of Stenographers Grade 'D'/Lower Division Clerks. In all 19416 candidates for Steno/131774 candidates for LDC appeared in the written part of the examination for appearing in Stenography test/typewriting test. Of them 133 candidates belonging to SC and 112 candidates belonging to ST were recommended as stenographers and 223 SC and 362 ST candidates recommended for LDC.

13.6 from the Financial Year 2010-11 onwards the skill tests for recruitment to the post of LDC and Stenographers shall be conducted only on computers. The norms for the same are as prescribed below: -

<b>Post</b>	<b>Skill Test Norms on Computers</b>
Lower Division Clerk	English Typing @ 35 WPM Hindi Typing @ 30 WPM Time allowed 10 minutes.
Stenographer, Gr.-D	Dictation : 10 minutes @ 80 WPM Transcription : 50 minutes (English) 65 minutes (Hindi)
Stenographer, Gr.-C	Dictation : 10 minutes @ 100 WPM Transcription : 40 minutes (English) 55 minutes (Hindi)

The above change has been endorsed vide DOPT OM No. AB-14017/20/2008 Estt. RR dated 17.05.2010.

**TABLE-1A**  
**Vacancies for engineers under various sectors by pay-ranges during 2007.**

Sl. No.	Branches of Engineering	Basic Pay upto Rs. 5000 p.m.				
		Central Govt.	State Govt.	Quasi Govt.	Local Bodies	Pvt.
(1)	(2)	(3)	(4)	(5)	(6)	(7)
1.	Air-Conditioning and Refrigeration	20	-	36	-	-
2.	Aeronautical	1	-	57	-	-
3.	Agriculture	3	-	4	-	-
4.	Aircraft Maintenance	3	-	-	-	-
5.	Architecture	234	54	57	-	-
6.	Architecture/Civil	6	-	4	-	-
7.	Automobile	26	1	5	-	1
8.	Broadcasting & Television	-	-	-	-	-
9.	Civil (including Municipal)	1545	312	139	225	16
10.	Chemical Engg.	50	1	436	-	2
11.	Electrical	262	96	299	-	51
12.	Electronics & Electrical Microwave/ Communication (including Radio)	1053	23	465	-	1
13.	Electrical/Mechanical	1576	-	30	28	-
14.	Forging & Heat Treatment	-	-	-	-	-
15.	Highways & Roads	-	-	-	-	-
16.	Hydraulics & Dam	-	-	-	-	-
17.	Instrumentation	6	-	24	-	-
18.	Internal Combustion	1	-	-	-	-
19.	Marine	-	-	2	-	-
20.	Machine Tools & Die Sinking	-	15	77	-	-
21.	Mechanical	354	41	551	5	4
22.	Mechanical/Metallurgical	-	2	5	-	13
23.	Metallurgical	18	-	55	-	2
24.	Mining	40	72	44	-	-
25.	Naval Architecture	30	-	3	-	-
26.	Production (Methods, Safety, Planning, Manufacturing & Industrial etc.)	96	-	36	-	-
27.	Public Health	-	-	-	-	-
28.	Structural	-	-	2	-	-
29.	Soil Mechanics & Foundation	-	-	-	-	-
30.	Sound	-	-	7	-	-
31.	Telecommunication/ Line Communication (Telephone & Telegraph)	-	3	44	-	-
32.	Tools	2	-	-	-	-
33.	Town & Country Planning	-	-	-	-	-
34.	Computer	82	193	182	-	-
35.	Engineers Unspecified (Branches not specified)	101	32	114	-	16
	<b>Total</b>	<b>5509</b>	<b>845</b>	<b>2678</b>	<b>258</b>	<b>107</b>

Source: Employment Exchanges in the country & Employment News, 2007

Cont.



**TABLE-1A**  
**Vacancies for engineers under various sectors by pay-ranges during 2007.**

Sl. No.	Branches of Engineering	Basic Pay between Rs. 5001 to 8000/- p.m.				
		Central Govt.	State Govt.	Quasi Govt.	Local Bodies	Pvt.
(1)	(2)	(8)	(9)	(10)	(11)	(12)
1.	Air-Conditioning and Refrigeration	-	-	1	-	-
2.	Aeronautical	2	1	30	-	-
3.	Agriculture	-	-	1	-	-
4.	Aircraft Maintenance	4	-	-	-	-
5.	Architecture	4	11	3	1	-
6.	Architecture/Civil	4	-	-	-	-
7.	Automobile	2	-	9	-	-
8.	Broadcasting & Television	-	-	-	-	-
9.	Civil (including Municipal)	588	36	301	12	6
10.	Chemical Engg.	50	-	107	-	-
11.	Electrical	124	65	753	-	-
12.	Electronics & Electrical Microwave/ Communication (including Radio)	317	10	296	-	2
13.	Electrical/Mechanical	450	-	115	-	-
14.	Forging & Heat Treatment	-	-	-	-	-
15.	Highways & Roads	2	-	-	-	-
16.	Hydraulics & Dam	-	-	-	-	-
17.	Instrumentation	7	-	62	-	-
18.	Internal Combustion	-	-	-	-	-
19.	Marine	-	-	-	-	-
20.	Machine Tools & Die Sinking	-	-	5	-	-
21.	Mechanical	160	184	985	1	88
22.	Mechanical/Metallurgical	20	3	1	4	30
23.	Metallurgical	31	-	1	-	-
24.	Mining	-	-	923	-	-
25.	Naval Architecture	-	-	-	-	-
26.	Production (Methods, Safety, Planning, Manufacturing & Industrial etc.)	3	-	296	-	-
27.	Public Health	-	-	-	-	-
28.	Structural	-	-	-	-	-
29.	Soil Mechanics & Foundation	-	-	-	-	-
30.	Sound	-	-	-	-	-
31.	Telecommunication/ Line Communication (Telephone & Telegraph)	374	-	6670	-	-
32.	Tools	-	-	-	-	-
33.	Town & Country Planning	-	2	3	-	-
34.	Computer	18	22	139	-	20
35.	Engineers Unspecified (Branches not specified)	88	69	32	15	32
	<b>Total</b>	<b>2248</b>	<b>403</b>	<b>10733</b>	<b>33</b>	<b>178</b>

Source: Employment Exchanges in the country & Employment News, 2007

Contd...

**TABLE-1A**  
**Vacancies for engineers under various sectors by pay-ranges during 2007.**

Sl. No.	Branches of Engineering	Basic Pay of Rs. 8001 and above p.m.					Total of Cols.(3 to 17)
		Central Govt.	State Govt.	Quasi Govt.	Local Bodies	Pvt	
(1)	(2)	(13)	(14)	(15)	(16)	(17)	(18)
1.	Air-Conditioning and Refrigeration	393	-	143	-	-	593
2.	Aeronautical	5	-	46	-	-	142
3.	Agriculture	4	11	49	-	-	72
4.	Aircraft Maintenance	-	-	1	-	-	8
5.	Architecture	23	8	30	-	-	425
6.	Architecture/Civil	1	4	24	-	-	43
7.	Automobile	9	-	6	-	-	59
8.	Broadcasting & Television	-	-	-	-	-	-
9.	Civil (including Municipal)	248	15	973	-	30	4446
10.	Chemical Engg.	19	4	257	-	51	977
11.	Electrical	259	93	1217	-	49	3268
12.	Electronics & Electrical Microwave/Communication (including Radio)	783	136	1271	-	-	4357
13.	Electrical/Mechanical	7	2	52	-	-	2260
14.	Forging & Heat Treatment	1	-	-	-	-	1
15.	Highways & Roads	-	-	-	-	-	2
16.	Hydraulics & Dam	-	-	-	-	-	-
17.	Instrumentation	12	1	129	-	-	241
18.	Internal Combustion	-	-	-	-	-	2
19.	Marine	1	-	18	-	-	21
20.	Machine Tools & Die Sinking	-	-	-	-	-	97
21.	Mechanical	463	135	1887	-	-	4858
22.	Mechanical/Metallurgical	17	-	3	-	59	157
23.	Metallurgical	64	-	62	-	-	233
24.	Mining	14	2	28	-	-	1123
25.	Naval Architecture	358	-	76	-	-	467
26.	Production (Methods, Safety, Planning, Manufacturing & Industrial etc.)	13	-	21	-	-	465
27.	Public Health	-	-	-	-	-	-
28.	Structural	6	-	14	-	-	22
29.	Soil Mechanics & Foundation	-	-	1	-	-	1
30.	Sound	-	-	-	-	-	7
31.	Telecommunication/ Line Communication (Telephone & Telegraph)	78	1	65	-	-	7235
32.	Tools	-	-	-	-	-	2
33.	Town & Country Planning	-	3	8	-	-	16
34.	Computer	412	64	1453	-	-	2585
35.	Engineers Unspecified (Branches not specified)	21	14	834	-	-	1368
	<b>Total</b>	<b>3211</b>	<b>493</b>	<b>8668</b>	<b>-</b>	<b>189</b>	<b>35553</b>

Source: Employment Exchanges in the country & Employment News, 2007

TABLE-1B

Vacancies for engineers (Degree/Diploma Holders) according to work-experience during 2007.

Sl. No.	Branches of Engineering	Diploma Holders		Degree Holders		Grand Total		Total
		With Exp.	Without Exp.	With Exp.	Without Exp.	With Exp.	Without Exp.	
(1)	(2)	(3)	(4)	(5)	(6)	(7)	(8)	(9)
1.	Air-Conditioning and Refrigeration	-	10	3	534	3	544	547
2.	Aeronautical	21	36	53	32	74	68	142
3.	Agriculture	-	-	63	9	63	9	72
4.	Aircraft Maintenance	7	-	1	-	8	-	8
5.	Architecture	216	82	89	38	305	120	425
6.	Architecture/Civil	-	10	25	8	25	18	43
7.	Automobile	-	42	5	12	5	54	59
8.	Broadcasting & Television	-	-	-	-	-	-	-
9.	Civil (including Municipal)	114	1881	420	2031	534	3912	4446
10.	Chemical Engg.	236	288	135	318	371	606	977
11.	Electrical	134	1214	457	1463	591	2677	3268
12.	Electronics & Electrical Microwave/ Communication (including Radio)	83	1627	901	1745	984	3372	4356
13.	Electrical/Mechanical	25	1683	96	456	121	2139	2260
14.	Forging & Heat Treatment	-	-	-	1	0	1	1
15.	Highways & Roads	-	-	2	-	2	0	2
16.	Hydraulics & Dam	-	-	-	-	0	0	0
17.	Instrumentation	20	40	37	144	57	184	241
18.	Internal Combustion	-	2	-	-	0	2	2
19.	Marine	-	-	13	8	13	8	21
20.	Machine Tools & Die Sinking	4	93	-	-	4	93	97
21.	Mechanical	271	1840	691	2055	962	3895	4857
22.	Mechanical/Metallurgical	3	55	19	80	22	135	157
23.	Metallurgical	9	65	53	106	62	171	233
24.	Mining	115	919	52	37	167	956	1123
25.	Naval Architecture	-	-	428	39	428	39	467
26.	Production (Methods, safety, Planning, Manufacturing & Industrial etc)	3	131	319	12	322	143	465
27.	Public Health	-	-	-	-	0	0	0
28.	Structural	-	-	16	6	16	6	22
29.	Soil Mechanics & Foundation	-	-	1	-	1	0	1
30.	Sound	1	-	-	6	1	6	7
31.	Telecommunication/ Line Communication (Telephone & Telegraph)	448	6619	31	137	479	6756	7235
32.	Tools	-	2	-	-	0	2	2
33.	Town & Country Planning	-	2	11	3	11	5	16
34.	Computer	58	103	1275	1144	1333	1247	2580
35.	Engineers Unspecified (Branches not specified)	38	230	826	274	864	504	1368
	<b>Total</b>	<b>1806</b>	<b>16974</b>	<b>6022</b>	<b>10698</b>	<b>7828</b>	<b>27672</b>	<b>35500</b>

Source: Employment Exchanges in the country &amp; Employment News, 2007

**TABLE-1C**  
**State-wise and sector-wise vacancies for engineers during 2007.**

Sl. No.	States/UTs.	Central Govt.	State Govt.	Quasi Govt.	Local Bodies	Pvt.	Total	% to Total
(1)	(2)	(3)	(4)	(5)	(6)	(7)	(8)	(9)
1	Andaman & Nicobar	6	2	16	-	-	24	0.07
2	Andhra Pradesh	342	5	1475	-	-	1822	5.12
3	Arunachal Pradesh	46	1	9	-	-	56	0.16
4	Assam	204	11	233	-	-	448	1.26
5	Bihar	-	-	166	-	-	166	0.47
6	Chandigarh	308	46	162	-	1	517	1.45
7	Chhattisgarh	17	175	1176	-	-	1368	3.85
8	Dadra & Nagar Haveli	-	-	-	-	-	-	0.00
9	Delhi	743	397	1305	245	-	2690	7.57
10	Goa, Daman & Diu	15	3	4	-	-	22	0.06
11	Gujarat	209	14	78	-	61	362	1.02
12	Haryana	107	237	500	-	-	844	2.37
13	Himachal Pradesh	-	4	3	-	-	7	0.02
14	Jammu & Kashmir	125	-	379	-	-	504	1.42
15	Jharkhand	356	-	581	-	97	1034	2.91
16	Karnataka	341	-	1340	-	-	1681	4.73
17	Kerala	365	66	986	19	11	1447	4.07
18	Lakshadweep	-	-	-	-	-	-	0.00
19	Madhya Pradesh	263	97	124	-	-	484	1.36
20	Maharashtra	1454	347	2006	24	278	4109	11.56
21	Manipur	-	11	2	-	-	13	0.04
22	Meghalaya	1	2	4	-	-	7	0.02
23	Mizoram	-	112	3	-	-	115	0.32
24	Nagaland	-	5	-	-	-	5	0.01
25	Orissa	117	4	96	-	-	217	0.61
26	Pondicherry	7	1	11	-	-	19	0.05
27	Punjab	18	1	922	-	-	941	2.65
28	Rajasthan	343	61	742	-	-	1146	3.22
29	Sikkim	1	-	-	-	-	1	0.00
30	Tamil Nadu	317	10	1445	-	24	1796	5.05
31	Tripura	10	72	-	-	-	82	0.23
32	Uttar Pradesh	931	57	559	-	-	1547	4.35
33	Uttarakhand	121	-	395	-	-	516	1.45
34	West Bengal	762	-	321	3	2	1088	3.06
35	* State-wise breakup not available	3439	-	7036	-	-	10475	29.46
	<b>Total</b>	<b>10968</b>	<b>1741</b>	<b>22079</b>	<b>291</b>	<b>474</b>	<b>35553</b>	<b>100.00</b>

\* Relates mostly to vacancies notified by Railway Recruitment Boards/UPSC etc for which place of duty was not specified.

Source: Employment Exchanges in the country & Employment News, 2007.

**TABLE-2A**  
**Vacancies for technologists under various sectors by pay-ranges during 2007.**

Sl. No.	Branches of Technology	Basic Pay upto Rs. 5000 p.m.				
		Central Govt.	State Govt.	Quasi Govt.	Local Bodies	Pvt.
(1)	(2)	(3)	(4)	(5)	(6)	(7)
1.	Alcohol	-	-	-	-	-
2.	Ceramic	-	-	-	-	-
3.	Chemical	-	-	-	-	-
4.	Fiber	-	-	-	-	-
5.	Food	2	-	3	-	-
6.	Glass	-	-	-	-	-
7.	Fuel	-	-	-	-	-
8.	Hosiery	-	-	-	-	-
9.	Intermediate & Dyes	-	-	-	-	-
10.	Jute	-	-	-	-	-
11.	Leather	-	-	-	-	-
12.	Oil, Fats & Waxes	-	-	-	-	-
13.	Paper	-	-	-	-	-
14.	Paints, Pigments & Varnishes	-	-	2	-	-
15.	Petroleum	-	-	-	-	-
16.	Pharmaceutical & Fine Chemicals	-	-	-	-	-
17.	Plastics	-	-	-	-	-
18.	Printing	361	-	10	-	-
19.	Rubber	-	-	-	-	-
20.	Silicate	-	-	-	-	-
21.	Sugar	-	-	-	-	-
22.	Textile	-	2	8	-	2
23.	Textile, Chemistry	-	-	-	-	-
24.	Textile, Dyeing & Printing	-	-	-	-	-
25.	Wood and Timber	2	35	39	-	-
26.	Other Technological Subjects	36	-	-	-	-
	<b>Total</b>	<b>401</b>	<b>37</b>	<b>62</b>	-	<b>2</b>

Source: Employment Exchanges in the country & Employment News, 2007

Contd...

**TABLE-2A**  
**Vacancies for technologists under various sectors by pay-ranges during 2007.**

Sl. No.	Branches of Technology	Basic Pay between Rs. 5001 to 8000/- p.m.				
		Central Govt.	State Govt.	Quasi Govt.	Local Bodies	Pvt.
(1)	(2)	(8)	(9)	(10)	(11)	(12)
1.	Alcohol	-	-	-	-	-
2.	Ceramic	-	-	-	-	-
3.	Chemical	-	1	-	-	-
4.	Fiber	-	-	-	-	-
5.	Food	2	-	-	-	-
6.	Glass	-	-	-	-	-
7.	Fuel	-	-	-	-	-
8.	Hosiery	-	-	-	-	-
9.	Intermediate & Dyes	-	-	-	-	-
10.	Jute	-	-	-	-	-
11.	Leather	-	-	-	-	-
12.	Oil, Fats & Waxes	-	-	-	-	-
13.	Paper	-	-	-	-	-
14.	Paints, Pigments & Varnishes	-	-	-	-	-
15.	Petroleum	-	-	-	-	-
16.	Pharmaceutical & Fine Chemicals	-	-	-	-	-
17.	Plastics	-	-	-	-	-
18.	Printing	11	-	17	-	-
19.	Rubber	-	-	-	-	-
20.	Silicate	-	-	-	-	-
21.	Sugar	-	-	-	-	-
22.	Textile	2	-	8	-	-
23.	Textile, Chemistry	-	-	1	-	-
24.	Textile, Dyeing & Printing	-	-	-	-	-
25.	Wood and Timber	-	-	3	-	-
26.	Other Technological Subjects	1	-	-	-	-
	<b>Total</b>	<b>16</b>	<b>1</b>	<b>29</b>	<b>-</b>	<b>-</b>

Source: Employment Exchanges in the country & Employment News, 2007

Contd...

**TABLE-2A**  
**Vacancies for technologists under various sectors by pay-ranges during 2007.**

Sl. No.	Branches of Technology	Basic Pay Rs. 8001 and above p.m.					Total of Col. (3 to 17)
		Central Govt.	State Govt.	Quasi Govt.	Local Bodies	Pvt.	
(1)	(2)	(13)	(14)	(15)	(16)	(17)	(18)
1.	Alcohol	-	-	-	-	-	-
2.	Ceramic	-	-	-	-	-	-
3.	Chemical	-	2	-	-	-	3
4.	Fiber	-	-	-	-	-	-
5.	Food	2	-	23	-	-	32
6.	Glass	-	-	-	-	-	-
7.	Fuel	-	-	-	-	-	-
8.	Hosiery	-	-	-	-	-	-
9.	Intermediate & Dyes	-	-	-	-	-	-
10.	Jute	-	-	-	-	-	-
11.	Leather	-	-	-	-	-	-
12.	Oil, Fats & Waxes	-	-	-	-	-	-
13.	Paper	-	-	2	-	-	2
14.	Paints, Pigments & Varnishes	-	-	2	-	-	4
15.	Petroleum	-	-	-	-	-	-
16.	Pharmaceutical & Fine Chemicals	-	-	-	-	-	-
17.	Plastics	-	-	2	-	-	2
18.	Printing	-	2	1	-	-	402
19.	Rubber	6	-	1	-	-	7
20.	Silicate	-	-	-	-	-	-
21.	Sugar	-	-	-	-	-	-
22.	Textile	9	-	7	-	-	38
23.	Textile, Chemistry	2	1	-	-	6	10
24.	Textile, Dyeing & Printing	-	-	-	-	-	-
25.	Wood and Timber	-	-	-	-	-	79
26.	Other Technological Subjects	-	-	10	-	-	47
	<b>Total</b>	<b>19</b>	<b>5</b>	<b>48</b>	<b>-</b>	<b>6</b>	<b>626</b>

Source: Employment Exchanges in the country & Employment News, 2007

**TABLE-2B**  
**Vacancies for technologists according to work-experience during 2007.**

Sl. No.	Branches of Technology	Vacancies for Technologists during 2007		
		With experience	Without experience	Total
(1)	(2)	(3)	(4)	(5)
1.	Alcohol	-	-	-
2.	Ceramic	-	-	-
3.	Chemical	1	2	3
4.	Fiber	-	-	-
5.	Food	25	7	32
6.	Glass	-	-	-
7.	Fuel	-	-	-
8.	Hosiery	-	-	-
9.	Intermediate & Dyes	-	-	-
10.	Jute	-	-	-
11.	Leather	-	-	-
12.	Oil, Fats & Waxes	-	-	-
13.	Paper	2	-	2
14.	Paints, Pigments & Varnishes	3	1	4
15.	Petroleum	-	-	-
16.	Pharmaceutical & Fine Chemicals	-	-	-
17.	Plastics	2	-	2
18.	Printing	385	17	402
19.	Rubber	7	-	7
20.	Silicate	-	-	-
21.	Sugar	-	-	-
22.	Textile	21	17	38
23.	Textile, Chemistry	3	7	10
24.	Textile, Dyeing & Printing	-	-	-
25.	Wood and Timber	1	78	79
26.	Other Technological Subjects	44	3	47
	<b>Total</b>	<b>494</b>	<b>132</b>	<b>626</b>

Source: Employment Exchanges in the country & Employment News, 2007



**TABLE-2C**  
**State-wise and sector-wise vacancies for technologists during 2007.**

Sl. No.	States/UTs	Central Govt.	State Govt.	Quasi Govt.	Local Bodies	Pvt.	Total	% to Total
(1)	(2)	(3)	(4)	(5)	(6)	(7)	(8)	(9)
1	Andaman & Nicobar	-	-	-	-	-	-	0.00
2	Andhra Pradesh	2	-	3	-	-	5	0.80
3	Arunachal Pradesh	-	-	-	-	-	-	0.00
4	Assam	-	-	-	-	-	-	0.00
5	Bihar	-	-	-	-	-	-	0.00
6	Chandigarh	3	-	3	-	-	6	0.96
7	Chhattisgarh	-	-	-	-	-	-	0.00
8	Dadra & Nagar Haveli	-	-	-	-	-	-	0.00
9	Delhi	39	-	15	-	-	54	8.63
10	Goa, Daman & Diu	-	-	-	-	-	-	0.00
11	Gujarat	6	-	-	-	-	6	0.96
12	Haryana	242	2	-	-	-	244	38.98
13	Himachal Pradesh	-	2	-	-	-	2	0.32
14	Jammu & Kashmir	-	-	-	-	-	-	0.00
15	Jharkhand	-	-	-	-	-	-	0.00
16	Karnataka	1	1	-	-	-	2	0.32
17	Kerala	3	35	52	-	-	90	14.38
18	Lakshadweep	-	-	-	-	-	-	0.00
19	Madhya Pradesh	2	-	17	-	-	19	3.04
20	Maharashtra	57	2	6	-	-	73	11.66
21	Manipur	-	-	16	-	-	16	2.56
22	Meghalaya	3	-	-	-	-	3	0.48
23	Mizoram	-	-	-	-	-	-	0.00
24	Nagaland	-	-	-	-	-	-	0.00
25	Orissa	-	-	-	-	-	-	0.00
26	Pondicherry	-	-	-	-	-	-	0.00
27	Punjab	-	-	-	-	-	-	0.00
28	Rajasthan	5	-	-	-	-	5	0.80
29	Sikkim	-	-	-	-	-	-	0.00
30	Tamil Nadu	22	-	-	-	-	22	3.51
31	Tripura	-	-	-	-	-	-	0.00
32	Uttar Pradesh	26	1	9	-	-	36	5.75
33	Uttrakhand	-	-	1	-	-	1	0.16
34	West Bengal	22	-	5	-	-	27	4.31
35	* State-wise breakup not available	3	-	12	-	-	15	2.40
	<b>Total</b>	<b>436</b>	<b>43</b>	<b>139</b>	<b>-</b>	<b>8</b>	<b>626</b>	<b>100.00</b>

\* Relates mostly to vacancies notified by Railway Recruitment Boards and some vacancies notified to UPSC for which place of duty was not specified.

Source: Employment Exchanges in the country & Employment News, 2007

**TABLE-3A**  
**Vacancies for Agricultural Scientists under various sectors by pay-ranges during 2007.**

Sl. No.	Branches of Agriculture	Basic Pay upto Rs. 5000 p.m.				
		Central Govt.	State Govt.	Quasi Govt.	Local Bodies	Pvt.
(1)	(2)	(3)	(4)	(5)	(6)	(7)
1	Agronomy	-	7	4	-	-
2	Agriculture Bacteriology	-	-	5	-	-
3	Agriculture Botany	-	-	-	-	-
4	Agriculture Chemistry	3	-	5	-	-
5	Agriculture Economics	4	-	4	-	-
6	Entomology	-	-	11	-	-
7	Agriculture Extension	-	-	-	-	-
8	Agriculture Marketing	-	-	-	-	-
9	Agriculture Meteorology	-	-	-	-	-
10	Agriculture Microbiology	-	-	3	-	-
11	Agriculture Sociology	-	-	-	-	-
12	Agriculture Statistics	-	-	6	-	-
13	Animal Nutrition	4	-	8	-	-
14	Animal Pathology	-	-	1	-	-
15	Co-operation	-	-	-	-	-
16	Dairying	-	-	755	-	-
17	Fishery	-	-	11	1	7
18	Forestry	2	1	24	-	-
19	Horticulture	3	-	25	-	-
20	Land Development	-	-	-	-	-
21	Mycology & Plant Pathology	-	-	-	-	-
22	Plant Pathology	-	-	12	-	-
23	Plant Breeding & Genetics	7	3	11	-	-
24	Plant Physiology	-	-	3	-	-
25	Poultry Farming	-	-	-	-	-
26	Soil Science	-	1	3	-	-
27	Veterinary Science & Animal Husbandry	6	132	33	-	-
28	Warehousing	-	5	-	-	-
29	Water Conservation	-	-	-	-	-
30	Other Agricultural Subjects	5	368	6035	-	-
	<b>Total</b>	<b>34</b>	<b>517</b>	<b>6959</b>	<b>1</b>	<b>7</b>

Source: Employment Exchanges in the country & Employment News, 2007

Contd

TABLE-3A

Vacancies for Agricultural Scientists under various sectors by pay-ranges during 2007.

Sl. No.	Branches of Agriculture	Basic Pay between Rs. 5001 to 8000/- p.m.				
		Central Govt.	State Govt.	Quasi Govt.	Local Bodies	Pvt.
(1)	(2)	(8)	(9)	(10)	(11)	(12)
1	Agronomy	-	-	1	-	-
2	Agriculture Bacteriology	-	-	-	-	-
3	Agriculture Botany	-	-	6	-	-
4	Agriculture Chemistry	-	-	-	-	-
5	Agriculture Economics	-	-	-	-	-
6	Entomology	-	-	-	-	-
7	Agriculture Extension	-	-	1	-	-
8	Agriculture Marketing	-	-	1	-	-
9	Agriculture Meteorology	-	-	-	-	-
10	Agriculture Microbiology	-	-	-	-	-
11	Agriculture Sociology	-	-	-	-	-
12	Agriculture Statistics	-	-	-	-	-
13	Animal Nutrition	-	-	-	-	-
14	Animal Pathology	-	-	-	-	-
15	Co-operation	-	-	-	-	-
16	Dairying	-	-	22	-	-
17	Fishery	-	2	7	1	-
18	Forestry	-	-	4	-	-
19	Horticulture	1	1	36	-	-
20	Land Development	-	-	-	-	-
21	Mycology & Plant Pathology	-	-	-	-	-
22	Plant Pathology	-	-	1	-	-
23	Plant Breeding & Genetics	-	-	13	-	-
24	Plant Physiology	-	-	-	-	-
25	Poultry Farming	-	-	-	-	-
26	Soil Science	1	1	2	-	-
27	Veterinary Science & Animal Husbandry	-	3	4	-	-
28	Warehousing	-	-	-	-	-
29	Water Conservation	-	-	-	-	-
30	Other Agricultural Subjects	1	1	21	-	-
	<b>Total</b>	<b>3</b>	<b>8</b>	<b>119</b>	<b>1</b>	<b>-</b>

Source: Employment Exchanges in the country &amp; Employment News, 2007

Contd...

**TABLE-3A**  
**Vacancies for Agricultural Scientists under various sectors by pay-ranges during 2007.**

Sl. No.	Branches of Agriculture	Basic Pay Rs. 8001 and above p.m.					Total of Col. (3 to 17)
		Central Govt.	State Govt.	Quasi Govt.	Local Bodies	Pvt.	
(1)	(2)	(13)	(14)	(15)	(16)	(17)	(18)
1	Agronomy	7	23	64	-	36	142
2	Agriculture Bacteriology	6	-	3	-	-	14
3	Agriculture Botany	-	2	8	-	-	16
4	Agriculture Chemistry	-	3	4	-	-	15
5	Agriculture Economics	-	4	31	-	-	43
6	Entomology	6	11	13	-	-	41
7	Agriculture Extension	3	6	46	-	-	56
8	Agriculture Marketing	-	-	-	-	-	1
9	Agriculture Meteorology	-	-	6	-	-	6
10	Agriculture Microbiology	-	-	17	-	-	20
11	Agriculture Sociology	-	-	-	-	-	-
12	Agriculture Statistics	-	3	13	-	-	22
13	Animal Nutrition	-	-	5	-	-	17
14	Animal Pathology	1	1	2	-	-	5
15	Co-operation	-	-	-	-	-	-
16	Dairying	1	4	2	-	-	784
17	Fishery	5	5	34	-	-	73
18	Forestry	-	-	29	-	-	60
19	Horticulture	8	17	46	-	-	137
20	Land Development	-	-	-	-	-	-
21	Mycology & Plant Pathology	-	-	-	-	-	-
22	Plant Pathology	-	10	57	-	-	80
23	Plant Breeding & Genetics	6	15	96	-	-	151
24	Plant Physiology	-	-	23	-	-	26
25	Poultry Farming	-	-	1	-	-	1
26	Soil Science	-	3	56	-	-	67
27	Veterinary Science & Animal Husbandry	55	346	106	-	-	685
28	Warehousing	-	-	-	-	-	5
29	Water Conservation	-	-	-	16	-	16
30	Other Agricultural Subjects	3	1	103	-	-	6538
	<b>Total</b>	<b>101</b>	<b>454</b>	<b>765</b>	<b>16</b>	<b>36</b>	<b>9021</b>

Source: Employment Exchanges in the country & Employment News, 2007

**TABLE-3B**  
**Vacancies for Agricultural Scientists according to work experience during 2007.**

Sl. No.	Branches of Agriculture	Vacancies for Agricultural Scientists		
		With Experience	Without Experience	Total
(1)	(2)	(4)	(5)	(6)
1	Agronomy	99	43	142
2	Agriculture Bacteriology	6	8	14
3	Agriculture Botany	13	3	16
4	Agriculture Chemistry	8	7	15
5	Agriculture Economics	14	29	43
6	Entomology	28	13	41
7	Agriculture Extension	27	29	56
8	Agriculture Marketing	1	-	1
9	Agriculture Meteorology	3	3	6
10	Agriculture Microbiology	10	10	20
11	Agriculture Sociology	-	-	-
12	Agriculture Statistics	8	14	22
13	Animal Nutrition	14	3	17
14	Animal Pathology	4	1	5
15	Co-operation	-	-	-
16	Dairying	10	774	784
17	Fishery	28	45	73
18	Forestry	24	36	60
19	Horticulture	70	67	137
20	Land Development	-	-	-
21	Mycology & Plant Pathology	-	-	-
22	Plant Pathology	41	39	80
23	Plant Breeding & Genetics	87	64	151
24	Plant Physiology	14	12	26
25	Poultry Farming	1	-	1
26	Soil Science	41	26	67
27	Veterinary Science & Animal Husbandry	76	609	685
28	Warehousing	-	5	5
29	Water Conservation	-	16	16
30	Other Agricultural Subjects	81	6457	6538
	<b>Total</b>	<b>708</b>	<b>8313</b>	<b>9021</b>

Source: Employment Exchanges in the country & Employment News, 2007

**TABLE-3C**  
**State-wise and sector-wise vacancies for Agricultural Scientists during 2007.**

Sl. No.	States/UTs	Central Govt.	State Govt.	Quasi Govt.	Local Bodies	Pvt.	Total	% to Total
(1)	(2)	(3)	(4)	(5)	(6)	(7)	(8)	(9)
1	Andaman & Nicobar	-	-	44	-	-	44	0.49
2	Andhra Pradesh	-	1	898	-	-	899	9.97
3	Arunachal Pradesh	15	5	4	-	-	24	0.27
4	Assam	4	-	10	-	-	14	0.16
5	Bihar	-	-	14	-	-	14	0.16
6	Chandigarh	-	-	-	-	-	-	0.00
7	Chhattisgarh	-	-	3	-	-	-	0.03
8	Dadra & Nagar Haveli	-	-	-	-	-	-	0.00
9	Delhi	42	-	203	-	-	-	2.72
10	Goa, Daman & Diu	-	-	8	-	-	8	0.09
11	Gujarat	-	9	29	-	-	38	0.42
12	Haryana	5	-	50	-	-	55	0.61
13	Himachal Pradesh	-	-	16	-	-	16	0.18
14	Jammu & Kashmir	-	-	8	-	-	8	0.09
15	Jharkhand	-	-	6	-	-	6	0.07
16	Karnataka	9	-	962	-	-	971	10.76
17	Kerala	2	7	897	-	-	906	10.04
18	Lakshadweep	-	-	-	-	-	-	0.00
19	Madhya Pradesh	3	-	98	-	-	-	1.12
20	Maharashtra	5	-	68	18	43	595	6.60
21	Manipur	-	3	82	-	-	85	0.94
22	Meghalaya	-	-	-	-	-	-	0.00
23	Mizoram	-	6	-	-	-	6	0.07
24	Nagaland	-	18	-	-	-	18	0.20
25	Orissa	-	-	28	-	-	28	0.31
26	Pondicherry	10	-	4	-	-	14	0.16
27	Punjab	3	-	97	-	-	100	1.11
28	Rajasthan	-	61	15	-	-	76	0.84
29	Sikkim	-	-	-	-	-	-	0.00
30	Tamil Nadu	1	-	133	-	-	-	1.49
31	Tripura	-	-	23	-	-	227	2.52
32	Uttar Pradesh	-	154	141	-	-	298	3.30
33	Uttarakhand	1	10	32	-	-	43	0.48
34	West Bengal	1	40	25	-	-	66	0.73
35	State-wise breakup not available	34	-	3945	-	-	3979	44.11
	<b>Total</b>	<b>138</b>	<b>-</b>	<b>7843</b>	<b>18</b>	<b>43</b>	<b>9021</b>	<b>100.00</b>

\* Relates mostly to vacancies notified by Railway Recruitment Boards /UPSC etc. for which place of duty was not specified.

Source: Employment Exchanges in the country & Employment News, 2007

TABLE-4A

Vacancies for Medical Personnel under various sectors by pay-ranges during 2007.

Sl. No.	Branches of Medicine	Basic Pay upto Rs. 5000 p.m.				
		Central Govt.	State Govt.	Quasi Govt.	Local Bodies	Pvt.
(1)	(2)	(3)	(4)	(5)	(6)	(7)
1	Allopathic Medicine (MBBS)	71	-	130	-	-
2	Anaesthesia	18	2	3	-	-
3	Anatomy	3	-	-	-	-
4	Ayurveda	1	-	29	-	-
5	Cardiology	3	-	-	-	-
6	Clinical Pathology & Bacteriology	2	1	-	-	-
7	Dietetics	2	3	21	-	-
8	Dental Surgery	25	-	19	-	-
9	Dermatology	-	-	-	-	-
10	Forensic Medicine	1	3	-	-	-
11	General Surgery	11	2	14	-	-
12	Gynaecology, Obstetrics	13	3	12	-	-
13	Homeopathy	-	-	-	-	-
14	Laryngology & Otolaryngology	-	-	-	-	-
15	Malariology & Communicable Diseases	1	-	-	-	-
16	Maternity, Child Welfare and Health	-	180	-	-	-
17	Medical, Bio-Chemistry	2	-	12	-	-
18	Medical Radiology and Electrolgy	124	189	324	-	128
19	Microbiology	1	-	3	-	-
20	Nursing	241	2885	230	15	21
21	Occupational Therapy	-	28	3	-	8
22	Ophthalmic Medicine & Surgery	2	2	-	-	-
23	Orthopaedic Surgery	3	7	5	-	-
24	Paediatrics	5	-	7	-	-
25	Pharmacy	270	161	47	5	105
26	Pharmacology, Medical	3	10	3	6	-
27	Physiology	2	-	7	-	-
28	Physiotherapy	10	-	8	-	-
29	Preventive & Social Medicine (Industrial Health)	-	-	-	-	-
30	Psychiatry	-	-	-	-	-
31	Psychology, Medical	-	-	-	-	-
32	Public Health	-	183	-	-	-
33	Sanitary Science	10	28	9	41	-
34	Tubercular Diseases	-	-	-	-	-
35	Tropical Medicine	-	-	-	-	-
36	Unani	-	-	-	-	-
37	Venereology	-	-	-	-	-
38	Medical Specialists & Unspecified Others(MD/Ph.D/MS)	56	1	36	-	-
	<b>Total</b>	<b>880</b>	<b>3688</b>	<b>922</b>	<b>67</b>	<b>262</b>

Source: Employment Exchanges in the country &amp; Employment News, 2007

Contd...

TABLE-4A

Vacancies for Medical Personnel under various sectors by pay-ranges during 2007.

Sl. No.	Branches of Medicine	Basic Pay between Rs. 5001 to 8000/- p.m.				
		Central Govt.	State Govt.	Quasi Govt.	Local Bodies	Pvt.
(1)	(2)	(8)	(9)	(10)	(11)	(12)
1	Allopathic Medicine (MBBS)	6	10	12	-	14
2	Anaesthesia	1	1	-	-	-
3	Anatomy	-	-	-	-	-
4	Ayurveda	-	3	-	4	-
5	Cardiology	-	-	-	-	-
6	Clinical Pathology & Bacteriology	-	-	-	-	-
7	Dietetics	7	3	1	-	-
8	Dental Surgery	1	-	2	-	-
9	Dermatology	-	-	-	-	-
10	Forensic Medicine	-	-	-	-	-
11	General Surgery	-	-	-	-	-
12	Gynecology, Obstetrics	1	-	2	-	-
13	Homeopathy	-	-	-	-	-
14	Laryngology & Otolaryngology	-	-	-	-	-
15	Malariology & Communicable Diseases	-	-	-	-	-
16	Maternity, Child Welfare and Health	-	-	-	-	-
17	Medical, Bio-Chemistry	-	-	3	-	-
18	Medical Radiology and Electrology	9	18	5	-	-
19	Microbiology	-	-	1	-	-
20	Nursing	85	7	95	33	42
21	Occupational Therapy	24	17	13	3	10
22	Ophthalmic Medicine & Surgery	-	1	-	-	-
23	Orthopaedic Surgery	-	-	-	-	-
24	Paediatrics	-	-	-	-	-
25	Pharmacy	6	19	6	7	48
26	Pharmacology, Medical	-	-	2	-	8
27	Physiology	-	-	-	-	-
28	Physiotherapy	13	-	7	-	-
29	Preventive & Social Medicine (Industrial Health)	-	-	-	-	12
30	Psychiatry	3	-	-	-	-
31	Psychology, Medical	-	-	-	-	-
32	Public Health	15	-	-	-	-
33	Sanitary Science	146	-	2	-	-
34	Tubercular Diseases	-	-	-	-	-
35	Tropical Medicine	-	-	-	-	-
36	Unani	-	-	-	-	-
37	Venereology	-	-	-	-	-
38	Medical Specialists & Unspecified Others (MD/Ph.D/MS)	13	12	33	-	-
	<b>Total</b>	<b>330</b>	<b>91</b>	<b>184</b>	<b>47</b>	<b>134</b>

Source: Employment Exchanges in the country &amp; Employment News, 2007

Contd...



TABLE-4A

Vacancies for Medical Personnel under various sectors by pay-ranges during 2007.

Sl. No	Branches of Medicine	Basic Pay Rs. 8001 and above p.m.					Total of Col. (3 to 17)
		Central Govt.	State Govt.	Quasi Govt.	Local Bodies	Pvt.	
(1)	(2)	(13)	(14)	(15)	(16)	(17)	(18)
1	Allopathic Medicine (MBBS)	120	-	48	183	186	780
2	Anaesthesia	23	-	-	30	164	242
3	Anatomy	5	-	-	9	10	27
4	Ayurveda	2	-	-	19	237	295
5	Cardiology	15	-	-	21	5	44
6	Clinical Pathology & Bacteriology	8	-	-	6	6	23
7	Dietetics	3	-	-	1	-	41
8	Dental Surgery	4	-	-	7	25	83
9	Dermatology	1	-	-	-	-	1
10	Forensic Medicine	2	-	-	4	5	15
11	General Surgery	36	-	-	10	59	132
12	Gynecology, Obstetrics	21	-	-	9	8	69
13	Homeopathy	-	-	-	2	202	204
14	Laryngology & Otolaryngology	2	-	-	-	-	2
15	Malariology & Communicable Diseases	2	-	-	2	-	5
16	Maternity, Child Welfare and Health	1	-	-	-	-	181
17	Medical, Bio-Chemistry	5	-	-	7	4	33
18	Medical Radiology and Electrology	12	-	-	29	280	1118
19	Microbiology	5	-	-	5	3	18
20	Nursing	2	-	-	20	8	3684
21	Occupational Therapy	4	25	4	3	16	158
22	Ophthalmic Medicine & Surgery	6	-	-	-	2	13
23	Orthopaedic Surgery	12	-	-	7	6	40
24	Paediatrics	25	-	-	10	-	47
25	Pharmacy	15	-	-	19	11	719
26	Pharmacology, Medical	6	-	-	12	9	59
27	Physiology	12	-	-	11	9	41
28	Physiotherapy	2	-	-	3	-	43
29	Preventive & Social Medicine (Industrial Health)	4	5	22	19	-	62
30	Psychiatry	1	-	-	7	1	12
31	Psychology, Medical	-	-	-	3	1	4
32	Public Health	-	-	-	-	1	199
33	Sanitary Science	-	-	-	-	-	236
34	Tubercular Diseases	-	-	-	1	-	1
35	Tropical Medicine	-	-	-	15	-	15
36	Unani	-	-	-	-	33	33
37	Venereology	2	-	-	-	-	2
38	Medical Specialists & Unspecified Others(MD/Ph.D/MS)	165	-	-	162	122	600
	<b>Total</b>	<b>523</b>	<b>30</b>	<b>74</b>	<b>636</b>	<b>1413</b>	<b>9281</b>

Source: Employment Exchanges in the country &amp; Employment News, 2007

**TABLE-4B**  
**Vacancies for Medical Personnel according to work experience during 2007.**

Sl. No.	Branches of Medicine	Vacancies for Medical Personnel		
		With Experience	Without Experience	Total
(1)	(2)	(4)	(5)	(6)
1	Allopathic Medicine (MBBS)	429	351	780
2	Anaesthesia	228	14	242
3	Anatomy	17	10	27
4	Ayurveda	63	232	295
5	Cardiology	39	5	44
6	Clinical Pathology & Bacteriology	16	7	23
7	Dietetics	31	10	41
8	Dental Surgery	32	51	83
9	Dermatology	1	-	1
10	Forensic Medicine	8	7	15
11	General Surgery	97	35	132
12	Gynecology, Obstetrics	44	25	69
13	Homeopathy	4	200	204
14	Laryngology & Otolaryngology	2	-	2
15	Malariology & Communicable Diseases	5	-	5
16	Maternity, Child Welfare and Health	1	180	181
17	Medical, Bio-Chemistry	25	8	33
18	Medical Radiology and Electrology	525	593	1118
19	Microbiology	12	6	18
20	Nursing	1889	1795	3684
21	Occupational Therapy	30	128	158
22	Ophthalmic Medicine & Surgery	9	4	13
23	Orthopaedic Surgery	22	18	40
24	Paediatrics	39	8	47
25	Pharmacy	269	450	719
26	Pharmacology, Medical	24	35	59
27	Physiology	30	11	41
28	Physiotherapy	26	17	43
29	Preventive & Social Medicine (Industrial Health)	19	43	62
30	Psychiatry	7	5	12
31	Psychology, Medical	4	-	4
32	Public Health	9	190	199
33	Sanitary Science	28	208	236
34	Tubercular Diseases	1	-	1
35	Tropical Medicine	15	-	15
36	Unani	19	14	33
37	Venereology	2	-	2
38	Medical Specialists & Unspecified Others(MD/Ph.D/MS)	508	92	600
	<b>Total</b>	<b>4529</b>	<b>4752</b>	<b>9281</b>

Source: Employment Exchanges in the country & Employment News, 2007

**TABLE-4C**  
**State-wise and sector-wise vacancies for Medical Personnel during 2007.**

Sl. No.	States/UTs	Central Govt.	State Govt.	Quasi Govt.	Local Bodies	Pvt.	Total	% to Total
(1)	(2)	(3)	(4)	(5)	(6)	(7)	(8)	(9)
1	Andaman & Nicobar	-	-	-	-	-	-	0.00
2	Andhra Pradesh	23	-	208	-	-	231	2.49
3	Arunachal Pradesh	-	-	2	-	-	2	0.02
4	Assam	26	4	21	-	-	51	0.55
5	Bihar	25	-	41	-	-	66	0.71
6	Chandigarh	150	-	42	-	-	192	2.07
7	Chhattisgarh	4	7	116	-	-	127	1.37
8	Dadra & Nagar Haveli	-	-	-	-	-	5	0.05
9	Delhi	110	2814	153	-	-	3077	33.15
10	Goa, Daman & Diu	5	15	-	-	-	10	0.11
11	Gujarat	33	-	15	-	254	302	3.25
12	Haryana	74	2	6	-	-	82	0.88
13	Himachal Pradesh	16	31	69	-	-	116	1.25
14	Jammu & Kashmir	26	-	6	-	-	32	0.34
15	Jharkhand	64	-	36	-	26	126	1.36
16	Karnataka	43	-	11	-	-	54	0.58
17	Kerala	35	147	27	38	-	247	2.66
18	Lakshadweep	-	-	-	-	-	-	0.00
19	Madhya Pradesh	34	3	35	-	-	72	0.78
20	Maharashtra	186	374	86	103	190	939	10.12
21	Manipur	-	-	57	-	-	57	0.61
22	Meghalaya	-	-	-	-	-	-	0.00
23	Mizoram	-	407	-	-	-	407	4.39
24	Nagaland	-	-	-	-	-	-	0.00
25	Orissa	1	-	25	-	-	26	0.28
26	Pondicherry	171	-	3	-	-	174	1.87
27	Punjab	39	10	124	-	-	173	1.86
28	Rajasthan	42	3	37	-	-	82	0.88
29	Sikkim	-	-	1	-	-	1	0.01
30	Tamil Nadu	89	-	54	-	-	143	1.54
31	Tripura	-	12	-	-	-	12	0.13
32	Uttar Pradesh	68	1299	365	-	-	1732	18.66
33	Uttarakhand	-	-	5	-	-	5	0.05
34	West Bengal	101	-	187	3	-	291	3.14
35	* State-wise breakup not available	368	69	10	-	-	447	4.82
	<b>Total</b>	<b>1733</b>	<b>5192</b>	<b>1742</b>	<b>144</b>	<b>470</b>	<b>9281</b>	<b>100.00</b>

\* Relates mostly to vacancies notified by Railway Recruitment Boards/UPSC etc for which place of duty was not specified.

Source: Employment Exchanges in the country & Employment News, 2007

**TABLE-5A**  
**Vacancies for Natural Scientists under various sectors by pay-ranges during 2007.**

Sl. No.	Branches of Natural Science	Basic Pay upto Rs. 5000 p.m.				
		Central Govt.	State Govt.	Quasi Govt.	Local Bodies	Pvt.
(1)	(2)	(3)	(4)	(5)	(6)	(7)
1.	Astronomy	-	-	-	-	-
2.	Biology	31	2	32	1	2
3.	Botany	17	1	67	-	-
4.	Chemistry	17	7	313	-	-
5.	Chemistry, Analytical	-	-	4	-	-
6.	Chemistry, Bio-	6	-	27	-	-
7.	Chemistry, Industrial	-	-	11	-	-
8.	Chemistry, Inorganic	5	-	21	-	-
9.	Geology	2	5	68	-	-
10.	Geology, Applied	-	-	-	-	-
11.	Geophysics	-	2	44	-	-
12.	Meteorology	-	-	13	-	-
13.	Microbiology	1	1	37	-	2
14.	Oceanography	-	-	1	-	-
15.	Physics	364	-	78	-	1
16.	Physics, Applied	-	-	8	-	-
17.	Physics, Bio-	-	-	1	-	-
18.	Physics, Mathematical	167	-	2	-	-
19.	Physics, Chemistry & Mathematics	154	-	49	-	-
20.	Physics, Nuclear	-	-	-	-	20
21.	Physiology	2	-	6	-	-
22.	Spectroscopy	-	-	-	-	-
23.	Zoology	5	2	21	-	-
24.	Combination of Natural Science Subjects	15	1	37	-	-
	<b>Total</b>	<b>786</b>	<b>21</b>	<b>840</b>	<b>1</b>	<b>25</b>

Source: Employment Exchanges in the country & Employment News, 2007

Contd..

TABLE-5A

Vacancies for Natural Scientists under various sectors by pay-ranges during 2007.

Sl. No.	Branches of Natural Science	Basic Pay between Rs. 5001 to 8000/- p.m.				
		Central Govt.	State Govt.	Quasi Govt.	Local Bodies	Pvt.
(1)	(2)	(8)	(9)	(10)	(11)	(12)
1.	Astronomy	-	-	-	-	-
2.	Biology	-	24	10	-	-
3.	Botany	1	-	9	-	-
4.	Chemistry	50	45	48	-	-
5.	Chemistry, Analytical	1	-	-	-	-
6.	Chemistry, Bio-	2	-	-	-	-
7.	Chemistry, Industrial	-	-	24	-	-
8.	Chemistry, Inorganic	-	-	-	-	-
9.	Geology	-	1	-	-	-
10.	Geology, Applied	-	-	-	-	-
11.	Geophysics	1	-	-	-	-
12.	Meteorology	-	-	-	-	-
13.	Microbiology	1	-	1	-	-
14.	Oceanography	-	-	-	-	-
15.	Physics	37	14	7	-	-
16.	Physics, Applied	-	-	-	-	-
17.	Physics, Bio-	6	-	-	-	-
18.	Physics, Mathematical	50	-	1	-	-
19.	Physics, Chemistry & Mathematics	50	5	4	-	-
20.	Physics, Nuclear	-	-	-	-	-
21.	Physiology	-	-	-	-	-
22.	Spectroscopy	-	-	-	-	-
23.	Zoology	1	-	1	-	-
24.	Combination of Natural Science Subjects	2	859	9	-	-
	<b>Total</b>	<b>202</b>	<b>948</b>	<b>114</b>	-	-

Source: Employment Exchanges in the country &amp; Employment News, 2007

Contd..

**TABLE- 5A**  
**Vacancies for Natural Scientists under various sectors by pay-ranges during 2007.**

Sl. No.	Branches of Natural Science	Basic Pay Rs. 8001 and above p.m.					Total of Col. (3 to 17)
		Central Govt.	State Govt.	Quasi Govt.	Local Bodies	Pvt.	
(1)	(2)	(13)	(14)	(15)	(16)	(17)	(18)
1.	Astronomy	-	-	1	-	-	1
2.	Biology	3	1	23	-	-	129
3.	Botany	13	34	27	-	-	169
4.	Chemistry	77	82	124	-	1	764
5.	Chemistry, Analytical	3	-	1	-	-	9
6.	Chemistry, Bio-	13	5	33	-	-	86
7.	Chemistry, Industrial	4	-	-	-	-	39
8.	Chemistry, Inorganic	2	-	3	-	-	31
9.	Geology	121	2	71	-	-	270
10.	Geology, Applied	-	-	-	-	-	-
11.	Geophysics	8	2	60	-	-	117
12.	Meteorology	1	-	7	-	-	21
13.	Microbiology	2	-	13	-	-	58
14.	Oceanography	-	-	7	-	-	8
15.	Physics	95	68	62	-	-	726
16.	Physics, Applied	-	-	1	-	-	9
17.	Physics, Bio-	5	-	3	-	-	15
18.	Physics, Mathematical	87	1	62	-	-	370
19.	Physics, Chemistry & Mathematics	218	2	6	-	-	488
20.	Physics, Nuclear	4	-	-	-	-	24
21.	Physiology	2	1	-	-	-	11
22.	Spectroscopy	-	-	4	-	-	4
23.	Zoology	5	31	17	-	-	83
24.	Combination of Natural Science Subjects	8	34	40	-	-	1005
	<b>Total</b>	<b>671</b>	<b>263</b>	<b>565</b>	<b>-</b>	<b>1</b>	<b>4437</b>

Source: Employment Exchanges in the country & Employment News, 2007

**TABLE-5B**  
**Vacancies for Natural Scientists according to work-experience during 2007.**

Sl. No.	Branches of Natural Science	Vacancies for Natural Scientists during 2007		
		With Experience	Without Experience	Total
(1)	(2)	(3)	(4)	(5)
1.	Astronomy	1	-	1
2.	Biology	56	73	129
3.	Botany	56	113	169
4.	Chemistry	327	437	764
5.	Chemistry, Analytical	5	4	9
6.	Chemistry, Bio-	48	38	86
7.	Chemistry, Industrial	4	35	39
8.	Chemistry, Inorganic	9	22	31
9.	Geology	35	235	270
10.	Geology, Applied	-	-	-
11.	Geophysics	4	113	117
12.	Meteorology	8	13	21
13.	Microbiology	28	30	58
14.	Oceanography	3	5	8
15.	Physics	168	558	726
16.	Physics, Applied	3	6	9
17.	Physics, Bio-	2	13	15
18.	Physics, Mathematical	84	286	370
19.	Physics, Chemistry & Mathematics	21	467	488
20.	Physics, Nuclear	-	24	24
21.	Physiology	1	10	11
22.	Spectroscopy	-	4	4
23.	Zoology	21	62	83
24.	Combination of Natural Science Subjects	85	920	1005
	<b>Total</b>	<b>969</b>	<b>3468</b>	<b>4437</b>

Source: Employment Exchanges in the country & Employment News, 2007

**TABLE- 5C**  
**State-wise and sector-wise vacancies for Natural Scientists during 2007.**

Sl. No.	States/UTs.	Central Govt.	State Govt.	Quasi Govt.	Local Bodies	Pvt.	Total	% to Total
(1)	(2)	(3)	(4)	(5)	(6)	(7)	(8)	(9)
1	Andaman & Nicobar	-	14	-	1	-	15	0.34
2	Andhra Pradesh	56	-	158	-	-	214	4.82
3	Arunachal Pradesh	-	-	7	-	-	7	0.16
4	Assam	1	-	39	-	-	40	0.90
5	Bihar	6	-	16	-	-	22	0.50
6	Chandigarh	126	-	12	-	-	138	3.11
7	Chhattisgarh	-	-	34	-	-	34	0.77
8	Dadra & Nagar Haveli	-	-	-	-	-	-	-
9	Delhi	230	905	152	-	-	1287	29.01
10	Goa, Daman & Diu	-	2	7	-	-	9	0.20
11	Gujarat	28	2	128	-	-	158	3.56
12	Haryana	5	12	19	-	-	36	0.81
13	Himachal Pradesh	2	14	12	-	-	28	0.63
14	Jammu & Kashmir	3	-	2	-	-	5	0.11
15	Jharkhand	22	-	59	-	-	81	1.83
16	Karnataka	12	-	30	-	-	42	0.95
17	Kerala	12	1	69	-	-	82	1.85
18	Lakshadweep	-	-	-	-	-	-	-
19	Madhya Pradesh	45	18	30	-	-	93	2.10
20	Maharashtra	39	1	167	-	26	233	5.25
21	Manipur	-	-	7	-	-	7	0.16
22	Meghalaya	-	-	-	-	-	-	-
23	Mizoram	-	-	2	-	-	2	0.05
24	Nagaland	-	10	-	-	-	10	0.23
25	Orissa	47	-	21	-	-	68	1.53
26	Pondicherry	-	3	1	-	-	4	0.09
27	Punjab	1	2	7	-	-	10	0.23
28	Rajasthan	67	9	8	-	-	84	1.89
29	Sikkim	-	-	-	-	-	-	-
30	Tamil Nadu	26	-	60	-	-	86	1.94
31	Tripura	-	70	-	-	-	70	1.58
32	Uttar Pradesh	230	124	178	-	-	532	11.99
33	Uttarakhand	3	5	186	-	-	194	4.37
34	West Bengal	24	-	27	-	-	51	1.15
35	State-wise breakup not available	674	40	81	-	-	795	17.92
	<b>Total</b>	<b>1659</b>	<b>1232</b>	<b>1519</b>	<b>1</b>	<b>26</b>	<b>4437</b>	<b>100.00</b>

\* Relates mostly to vacancies notified by Railway Recruitment Boards/UPSC etc. for which place of duty was not specified.

Source: Employment Exchanges in the country & Employment News, 2007



**TABLE- 6A**  
**Vacancies for Social Scientists including education/ teaching under various sectors by pay-ranges during 2007.**

Sl. No.	Branches of Social Science	Basic Pay upto Rs. 5000 p.m.				
		Central Govt.	State Govt.	Quasi Govt.	Local Bodies	Pvt.
(1)	(2)	(3)	(4)	(5)	(6)	(7)
1	Accountancy	2	-	23	-	-
2	Accountancy, Chartered	-	1	34	-	1
3	Accountancy, Cost & Works	-	-	12	-	-
4	Accountancy, Management	-	-	-	-	-
5	Actuary	-	-	-	-	-
6	Anthropology	-	-	1	-	-
7	Archaeology	-	-	4	-	-
8	Archives	-	-	-	-	-
9	Economics	72	-	13	-	-
10	Education/Teaching	4	5218	115	8707	394
11	English	16	-	18	-	9
12	Geography	70	-	10	-	7
13	Hindi	75	6	94	-	17
14	History	4	-	5	-	13
15	Labour/Social Welfare	-	1	-	-	1
16	Home, Domestic Science/ Economics	2	9	2	-	-
17	Language	1	1774	94	72	8
18	Law	6	197	32	-	1
19	Literature	-	-	-	-	-
20	Mathematics	96	-	16	-	-
21	Mathematics, Applied	-	-	-	-	-
22	Philosophy	-	-	-	-	-
23	Political Science	1	-	1	-	26
24	Psychology	2	-	3	-	-
25	Rural Science	-	-	-	-	-
26	Sociology/Social Work/Social Science	1	274	15	-	1
27	Statistics	79	126	5	-	-
28	Statistics, Mathematical	5	-	-	-	-
29	Statistics/Mathematics/Economics	128	-	5	-	-
30	Other Social Science Subjects	-	1	12	-	-
	<b>Total</b>	<b>564</b>	<b>7607</b>	<b>514</b>	<b>8779</b>	<b>478</b>

Source: Employment Exchanges in the country & Employment News, 2007

Contd.

**TABLE-6A**  
**Vacancies for Social Scientists including education/ teaching under various sectors by pay-ranges during 2007.**

Sl. No.	Branches of Social Science	Basic Pay between Rs. 5001 to 8000/- p.m.				
		Central Govt.	State Govt.	Quasi Govt.	Local Bodies	Pvt.
(1)	(2)	(8)	(9)	(10)	(11)	(12)
1	Accountancy	1	30	33	12	29
2	Accountancy, Chartered	32	-	71	-	-
3	Accountancy, Cost & Works	-	-	8	-	-
4	Accountancy, Management	-	-	-	-	-
5	Actuary	-	-	1	-	-
6	Anthropology	-	2	4	-	-
7	Archaeology	-	-	-	-	-
8	Archives	-	-	-	-	-
9	Economics	14	90	4	-	-
10	Education/Teaching	19	368	60	609	239
11	English	12	719	11	-	-
12	Geography	20	16	2	-	-
13	Hindi	94	760	23	584	-
14	History	-	61	4	-	-
15	Labour/Social Welfare	-	-	1	-	-
16	Home, Domestic Science/ Economics	16	148	-	-	-
17	Language	179	470	191	1707	-
18	Law	33	125	7	-	-
19	Literature	-	-	-	-	-
20	Mathematics	38	1049	12	-	-
21	Mathematics, Applied	-	-	-	-	-
22	Philosophy	-	-	-	-	-
23	Political Science	-	89	5	-	-
24	Psychology	8	4	1	-	-
25	Rural Science	-	-	-	-	-
26	Sociology/Social Work/Social Science	11	417	14	-	-
27	Statistics	16	1	13	-	-
28	Statistics, Mathematical	-	-	-	-	-
29	Statistics/Mathematics/Economics	1	-	2	-	-
30	Other Social Science Subjects	99	38	6	-	-
	<b>Total</b>	<b>593</b>	<b>4387</b>	<b>473</b>	<b>2912</b>	<b>268</b>

Source: Employment Exchanges in the country & Employment News, 2007

Contd..

**TABLE- 6A**  
**Vacancies for Social Scientists including education/ teaching under various sectors by pay-ranges during 2007.**

Sl. No.	Branches of Social Science	Basic Pay Rs. 8001 and above p.m.					Total of Col. (3 to 17)
		Central Govt.	State Govt.	Quasi Govt.	Local Bodies	Pvt.	
(1)	(2)	(13)	(14)	(15)	(16)	(17)	(18)
1	Accountancy	103	11	20	-	-	264
2	Accountancy, Chartered	7	10	948	-	-	1104
3	Accountancy, Cost & Works	12	5	405	-	-	442
4	Accountancy, Management	-	8	6	-	-	14
5	Actuary	-	-	-	-	-	1
6	Anthropology	1	-	7	-	-	15
7	Archaeology	-	-	1	-	-	5
8	Archives	-	-	-	-	-	-
9	Economics	4	53	52	-	-	302
10	Education/Teaching	9	67	89	-	151	16049
11	English	15	78	30	-	-	908
12	Geography	89	28	9	-	-	251
13	Hindi	13	48	115	-	-	1829
14	History	3	50	28	-	-	168
15	Labour/Social Welfare	12	-	5	-	-	20
16	Home, Domestic Science/ Economics	-	18	31	-	-	226
17	Language	13	96	91	-	-	4696
18	Law	25	69	433	-	-	928
19	Literature	-	-	-	-	-	-
20	Mathematics	31	57	88	-	-	1387
21	Mathematics, Applied	-	-	-	-	-	-
22	Philosophy	-	21	10	-	-	31
23	Political Science	7	62	23	-	-	214
24	Psychology	15	8	5	-	-	46
25	Rural Science	-	-	2	-	-	2
26	Sociology/Social Work/Social Science	-	51	92	-	-	876
27	Statistics	16	10	47	-	-	313
28	Statistics, Mathematical	-	-	5	-	-	10
29	Statistics/Mathematics/Economics	23	3	17	-	-	179
30	Other Social Science Subjects	12	7	16	-	-	191
	<b>Total</b>	<b>410</b>	<b>760</b>	<b>2575</b>	<b>-</b>	<b>151</b>	<b>30471</b>

Source: Employment Exchanges in the country & Employment News, 2007

**TABLE- 6B**  
**Vacancies for Social Scientists including education / teaching according to**  
**work-experience during 2007.**

Sl. No.	Branches of Social Science	Vacancies for Social Scientists during 2007		
		With Experience	Without Experience	Total
(1)	(2)	(3)	(4)	(5)
1	Accountancy	45	219	264
2	Accountancy, Chartered	721	383	1104
3	Accountancy, Cost & Works	413	29	442
4	Accountancy, Management	6	8	14
5	Actuary	-	1	1
6	Anthropology	8	7	15
7	Archaeology	5	-	5
8	Archives	-	-	-
9	Economics	81	221	302
10	Education/Teaching	146	15903	16049
11	English	52	856	908
12	Geography	32	219	251
13	Hindi	264	1565	1829
14	History	27	141	168
15	Labour/Social Welfare	6	14	20
16	Home, Domestic Science/ Economics	34	192	226
17	Language	132	4564	4696
18	Law	501	427	928
19	Literature	-	-	-
20	Mathematics	82	1305	1387
21	Mathematics, Applied	-	-	-
22	Philosophy	6	25	31
23	Political Science	27	187	214
24	Psychology	20	26	46
25	Rural Science	2	-	2
26	Sociology/Social Work/Social Science	106	770	876
27	Statistics	71	242	313
28	Statistics, Mathematical	3	7	10
29	Statistics/Mathematics/Economics	25	154	179
30	Other Social Science Subjects	18	173	191
	<b>Total</b>	<b>2833</b>	<b>27638</b>	<b>30471</b>

Source: Employment Exchanges in the country & Employment News, 2007

**TABLE- 6C**  
**State-wise and sector-wise vacancies for Social Scientists during 2007.**

Sl. No.	States/UTs	Central Govt.	State Govt.	Quasi Govt.	Local Bodies	Pvt.	Total	% to Total
(1)	(2)	(3)	(4)	(5)	(6)	(7)	(8)	(9)
1	Andaman & Nicobar	3	231		-	-	234	0.77
2	Andhra Pradesh	18	-	100	-	-	118	0.39
3	Arunachal Pradesh	9	-	30	-	-	39	0.13
4	Assam	11	-	170	-	-	181	0.59
5	Bihar	10	-	43	-	-	53	0.17
6	Chandigarh	178	500	11	-	-	689	2.26
7	Chhattisgarh	6	7	23	-	-	36	0.12
8	Dadra & Nagar Haveli	6	-	-	-	-	-	0.00
9	Delhi	232	8898	376	10045	-	19551	64.16
10	Goa, Daman & Diu	9		4	-	-	13	0.04
11	Gujarat	20	229	33	1140	234	1656	5.43
12	Haryana	20	21	17	-	-	58	0.19
13	Himachal Pradesh	5	34	3	-	-	42	0.14
14	Jammu & Kashmir	16	-	4	-	-	20	0.07
15	Jharkhand	36	-	68	-	-	104	0.34
16	Karnataka	68	-	117	-	-	185	0.61
17	Kerala	5	209	137	-	-	351	1.15
18	Lakshadweep	2	-	-	-	-	2	0.01
19	Madhya Pradesh	30	68	89	-	-	187	0.61
20	Maharashtra	65	856	370	187	614	2092	6.87
21	Manipur	4	12	31	-	-	47	0.15
22	Meghalaya	11	-	3	-	-	14	0.05
23	Mizoram	1	97	-	-	1	99	0.32
24	Nagaland	2	31	-	-	-	33	0.11
25	Orissa	8	-	40	-	-	48	0.16
26	Pondicherry	11	-	2	-	-	13	0.04
27	Punjab	4	-	2	-	-	6	0.02
28	Rajasthan	31	16	15	-	-	62	0.20
29	Sikkim	1	-	-	-	-	1	0.00
30	Tamil Nadu	19	576	34	-	-	629	2.06
31	Tripura	8	233	1	319	48	609	2.00
32	Uttar Pradesh	9	634	191	-	-	834	2.74
33	Uttrakhand	-	-	94	-	-	94	0.31
34	West Bengal	21	-	94	-	-	115	0.38
35	* State-wise breakup not available	694	102	1460	-	-	2256	7.40
	<b>Total</b>	<b>1567</b>	<b>12754</b>	<b>3562</b>	<b>11691</b>	<b>897</b>	<b>30471</b>	<b>100.00</b>

\* Relates mostly to vacancies notified by Railway Recruitment Boards/UPSC etc for which place of duty was not specified.

Source: Employment Exchanges in the country & Employment News, 2007

**TABLE-7A**  
**Vacancies for Miscellaneous Graduates under various sectors by**  
**pay-ranges during 2007.**

Sl. No.	Type of Vacancies	Basic Pay upto Rs. 5000 p.m.				
		Central Govt.	State Govt.	Quasi Govt.	Local Bodies	Pvt.
(1)	(2)	(3)	(4)	(5)	(6)	(7)
1	Art, Fine	4	6	3	-	-
2	Art, Commercial	1	-	1	-	-
3	Banking	-	-	-	-	-
4	Catering	-	-	36	-	-
5	Cinematography	1	1	3	-	-
6	Company Secretaryship	-	-	1	-	-
7	Film Direction	-	-	1	-	-
8	Hotel Management	-	-	11	-	-
9	Industrial Management/ Business Management & Administration	1	14	183	-	-
10	Interior Decoration, Display & Designing	-	-	-	-	-
11	Insurance	-	-	-	-	-
12	Journalism	2	-	8	-	-
13	Library Science	8	104	25	1	4
14	Music, Instrumental	7	-	5	-	-
15	Music, Vocal	3	-	1	-	-
16	Museology	-	-	-	-	-
17	Nutrition/Applied Nutrition	-	9	-	-	-
18	Pass-Graduates in Science, Arts & Commerce suitable for Office work	7655	11651	30110	274	8509
19	Physical Education	1	12	10	4	18
20	Public Administration	-	-	8	-	-
21	Research Methodology	-	-	-	-	-
22	Sculpture	-	-	-	-	-
23	Secretarial and Commercial Work & Practices	14	-	11	-	-
24	Stage Craft & Dramatics	5	4	4	-	-
25	Other Vacancies (Unspecified)	475	89	78	4	12
	<b>Total</b>	<b>8177</b>	<b>11890</b>	<b>30499</b>	<b>283</b>	<b>8543</b>

Source: Employment Exchanges in the country & Employment News, 2007

Contd..

**TABLE-7A**  
**Vacancies for Miscellaneous Graduates under various sectors by**  
**pay-ranges during 2007.**

Sl. No.	Type of Vacancies	Basic Pay between Rs. 5001 to 8000/- p.m.				
		Central Govt.	State Govt.	Quasi Govt.	Local Bodies	Pvt.
(1)	(2)	(8)	(9)	(10)	(11)	(12)
1	Art, Fine	22	62	-	-	-
2	Art, Commercial	1	-	-	-	-
3	Banking	-	-	-	-	-
4	Catering	-	-	-	-	-
5	Cinematography	-	-	1	-	-
6	Company Secretaryship	-	-	2	-	-
7	Film Direction	-	-	3	-	-
8	Hotel Management	-	-	7	-	-
9	Industrial Management/ Business Management & Administration	14	2	34	-	20
10	Interior Decoration, Display & Designing	-	-	-	-	-
11	Insurance	-	-	-	-	-
12	Journalism	57	-	10	-	-
13	Library Science	15	179	29	-	-
14	Music, Instrumental	13	15	2	-	-
15	Music, Vocal	-	-	2	-	-
16	Musicology	-	-	1	-	-
17	Nutrition/Applied Nutrition	-	-	3	-	-
18	Pass-Graduates in Science, Arts & Commerce suitable for Office work	3017	1695	462	10	943
19	Physical Education	20	92	8	-	-
20	Public Administration	2	-	1	-	-
21	Research Methodology	-	-	-	-	-
22	Sculpture	-	-	-	-	-
23	Secretarial and Commercial Work & Practices	5	-	-	-	-
24	Stage Craft & Dramatics	-	17	2	-	-
25	Other Vacancies (Unspecified)	111	314	2546	-	20
	<b>Total</b>	<b>3277</b>	<b>2376</b>	<b>3113</b>	<b>10</b>	<b>983</b>

Source: Employment Exchanges in the country & Employment News, 2007

Contd..

**TABLE-7A**  
**Vacancies for Miscellaneous Graduates under various sectors by**  
**pay-ranges during 2007.**

Sl. No.	Type of Vacancies	Basic Pay Rs. 8001 and above p.m.					Total of Col. (3 to 17)
		Central Govt.	State Govt.	Quasi Govt.	Local Bodies	Pvt.	
(1)	(2)	(13)	(14)	(15)	(16)	(17)	(18)
1	Art, Fine	1	2	9	-	-	109
2	Art, Commercial	-	-	-	-	-	3
3	Banking	-	-	3	-	-	3
4	Catering	-	-	-	-	-	36
5	Cinematography	-	-	8	-	-	14
6	Company Secretaryship	-	-	13	-	-	16
7	Film Direction	1	-	-	-	-	5
8	Hotel Management	-	-	2	-	-	20
9	Industrial Management/ Business Management & Administration	24	24	1614	-	24	1954
10	Interior Decoration, Display & Designing	-	-	-	-	-	-
11	Insurance	-	-	-	-	-	-
12	Journalism	3	3	22	-	-	105
13	Library Science	6	5	31	-	1	408
14	Music, Instrumental	-	4	5	-	-	51
15	Music, Vocal	-	6	3	-	-	15
16	Museology	-	-	-	-	-	1
17	Nutrition/Applied Nutrition	-	-	-	-	-	12
18	Pass-Graduates in Science, Arts & Commerce suitable for Office work	1286	453	3375	2	49	69491
19	Physical Education	2	32	7	-	-	206
20	Public Administration	1	-	19	-	-	31
21	Research Methodology	-	-	-	-	-	-
22	Sculpture	-	-	2	-	-	2
23	Secretarial and Commercial Work & Practices	5	-	10	-	-	45
24	Stage Craft & Dramatics	-	-	6	-	-	38
25	Other Vacancies (Unspecified)	1149	134	278	15	96	5321
	<b>Total</b>	<b>2478</b>	<b>663</b>	<b>5407</b>	<b>17</b>	<b>170</b>	<b>77886</b>

Source: Employment Exchanges in the country & Employment News, 2007



**TABLE- 7B**  
**Vacancies for Miscellaneous Graduates according to work-experience during 2007.**

Sl. No.	Type of Vacancies	Vacancies for Graduates during 2007		
		With Experience	Without Experience	Total
(1)	(2)	(3)	(4)	(5)
1	Art, Fine	13	96	109
2	Art, Commercial	1	2	3
3	Banking	-	3	3
4	Catering	28	8	36
5	Cinematography	13	1	14
6	Company Secretaryship	15	1	16
7	Film Direction	4	1	5
8	Hotel Management	14	6	20
9	Industrial Management/ Business Management & Administration	1512	442	1954
10	Interior Decoration, Display & Designing	-	-	-
11	Insurance	-	-	-
12	Journalism	83	22	105
13	Library Science	89	319	408
14	Music, Instrumental	11	40	51
15	Music, Vocal	5	10	15
16	Museology	1	-	1
17	Nutrition/Applied Nutrition	3	9	12
18	Pass-Graduates in Science, Arts & Commerce suitable for Office work	12538	56953	69491
19	Physical Education	15	191	206
20	Public Administration	18	13	31
21	Research Methodology	-	-	-
22	Sculpture	2	-	2
23	Secretarial and Commercial Work & Practices	33	12	45
24	Stage Craft & Dramatics	12	26	38
25	Other Vacancies (Unspecified)	137	5184	5321
	<b>Total</b>	<b>14547</b>	<b>63339</b>	<b>77886</b>

Source: Employment Exchanges in the country & Employment News, 2007

**TABLE- 7C**  
**State-wise and sector-wise vacancies for Miscellaneous Graduates during 2007.**

Sl. No.	States/UTs	Central Govt.	State Govt.	Quasi Govt.	Local Bodies	Pvt.	Total	% to Total
(1)	(2)	(3)	(4)	(5)	(6)	(7)	(8)	(9)
1	Andaman & Nicobar	1	99	10	-	-	110	0.14
2	Andhra Pradesh	27	72	2015	1	-	2115	2.72
3	Arunachal Pradesh	3	-	82	-	-	85	0.11
4	Assam	8	161	311	1	169	650	0.83
5	Bihar	57	-	578	-	206	841	1.08
6	Chandigarh	425	738	283	2	83	1531	1.97
7	Chhattisgarh	20	9	77	-	-	106	0.14
8	Dadra & Nagar Haveli	-	-	2	-	-	2	0.00
9	Delhi	324	1939	877	1	21	3162	4.06
10	Goa, Daman & Diu	35	153	104	1	568	861	1.11
11	Gujarat	1143	6620	918	-	7595	16276	20.90
12	Haryana	84	11	495	-	-	590	0.76
13	Himachal Pradesh	20	6	344	-	-	370	0.48
14	Jammu & Kashmir	40	-	133	-	-	173	0.22
15	Jharkhand	630	-	305	-	4	939	1.21
16	Karnataka	181	18	1116	-	-	1315	1.69
17	Kerala	55	163	1123	60	5	1406	1.81
18	Lakshadweep	-	-	10	-	-	10	0.01
19	Madhya Pradesh	292	44	999	-	-	1335	1.71
20	Maharashtra	1145	509	860	8	191	2713	3.48
21	Manipur	368	49	40	-	-	457	0.59
22	Meghalaya	1	-	80	-	-	81	0.10
23	Mizoram	-	81	28	-	-	109	0.14
24	Nagaland	3	24	27	-	-	54	0.07
25	Orissa	108	2	205	-	-	315	0.40
26	Pondicherry	162	173	63	2	352	752	0.97
27	Punjab	72	-	783	-	-	855	1.10
28	Rajasthan	196	371	625	-	-	1192	1.53
29	Sikkim	-	-	47	-	-	47	0.06
30	Tamil Nadu	168	3180	912	234	363	4857	6.24
31	Tripura	4	38	33	-	135	210	0.27
32	Uttar Pradesh	683	168	1346	-	1	2198	2.82
33	Uttarakhand	38	24	10763	-	-	10825	13.90
34	West Bengal	395	276	609	-	3	1283	1.65
35	* State-wise breakup not available	7244	1	12816	-	-	20061	25.76
	<b>Total</b>	<b>13932</b>	<b>14929</b>	<b>39019</b>	<b>310</b>	<b>9696</b>	<b>77886</b>	<b>100.00</b>

\* Relates mostly to vacancies notified by Railway Recruitment Boards/UPSC etc for which place of duty was not specified.

Source: Employment Exchanges in the country & Employment News, 2007

**TABLE – 8**  
**State-wise dispersion of various vacancies for non-graduates during 2007**

Sl. No.	States/UTs.	Middle School	High School	Sr. Sec. School	ITI	Total
1	Andaman & Nicobar	-	8	1	-	9
2	Andhra Pradesh	442	3597	36	545	4620
3	Arunachal Pradesh	11	509	7	7	534
4	Assam	153	1678	-	88	1919
5	Bihar	7648	2681	65	-	10394
6	Chandigarh	16	503	15	1601	2135
7	Chhattisgarh	39	964	7	173	1183
8	Dadra & Nagar Haveli	-	4	-	-	4
9	Delhi	2182	13753	39	132	16106
10	Goa, Daman & Diu	1	313	-	60	375
11	Gujarat	96	22113	-	62	22271
12	Haryana	171	602	12	13	798
13	Himachal Pradesh	12	292	85	-	389
14	Jammu & Kashmir	9	437	10	122	578
15	Jharkhand	403	4481	-	1984	6868
16	Karnataka	254	1393	-	954	2601
17	Kerala	22	1598	7	95	1722
18	Lakshadweep	-	1	-	-	1
19	Madhya Pradesh	195	2153	122	450	2920
20	Maharashtra	6904	8132	22	4380	19438
21	Manipur	42	230	3	-	275
22	Meghalaya	22	279	1	2	304
23	Mizoram	-	45	3	-	48
24	Nagaland	34	111	4	-	149
25	Orissa	7	871	270	205	1353
26	Pondicherry	-	1883	6	-	1889
27	Punjab	96	713	124	6	939
28	Rajasthan	4958	1774	95	413	7240
29	Sikkim	-	83	-	-	83
30	Tamil Nadu	3912	3315	54	545	7826
31	Tripura	242	513	-	-	755
32	Uttar Pradesh	7664	3647	84	1177	12572
33	Uttarakhand	11	1336	9	431	1787
34	West Bengal	443	1647	4	892	2986
35	State-wise breakup not available	6609	14154	1267	2699	24729
	<b>Total</b>	<b>42598</b>	<b>95813</b>	<b>2352</b>	<b>17036</b>	<b>157799</b>

Source: Employment Exchanges in the country & Employment News, 2007

**TABLE-9A**

**Distribution of deputation vacancies by branches of study & sector of establishments during 2007.**

Sl. No.	Branches of Study	Central Govt.	% age	State Govt.	% age	*Quasi Govt.	% age	Local Bodies	% age	Pvt. Estab.	% age	Total	% age to total
(1)	(2)	(3)	(4)	(5)	(6)	(7)	(8)	(9)	(10)	(11)	(12)	(13)	(14)
1.	Engineering	154	9.06	6	20.69	410	42.27	-	-	-	-	570	21.13
2.	Technology	27	1.59	0	0.00	11	1.13	-	-	-	-	38	1.41
3.	Agriculture	42	2.47	0	0.00	27	2.78	-	-	-	-	69	2.56
4.	Medicine	24	1.41	0	0.00	50	5.15	-	-	-	-	74	2.74
5.	Natural Science	34	2.00	1	3.45	8	0.82	-	-	-	-	43	1.59
6.	Social Science including Education/ Teaching	314	18.48	13	44.83	172	17.73	-	-	-	-	499	18.50
7.	Misc. Vacancies for Graduates	1104	64.98	9	31.03	292	30.10	-	-	-	-	1405	52.08
	<b>Total</b>	<b>1699</b>	<b>100</b>	<b>29</b>	<b>100</b>	<b>970</b>	<b>100</b>	<b>-</b>	<b>-</b>	<b>-</b>	<b>-</b>	<b>2698</b>	<b>100</b>

\* Vacancies in Quasi-Government bodies under Central Government and State Government have been included under the heading 'Quasi-Government' in Column No.7.

TABLE-9B

**Distribution of deputation vacancies according to branches of study and pay ranges during 2007.**

Sl. No.	Branches of Study	Basic Pay up to Rs.5000/- PM	% age to total	Basic Pay between Rs.5001 to Rs. 8000/- PM	% age to total	Basic Pay Rs.8001/- & above P.M.	% age to total	Total of Col.3, 5 & 7	% age of respective branch of study to the total no. of vacancies
(1)	(2)	(3)	(4)	(5)	(6)	(7)	(8)	(9)	(10)
1	Engineering	16	2.99	119	12.13	435	36.80	570	21.13
		2.81		20.88		76.32		100	
2	Technology	35	6.54	2	0.20	1	0.08	38	1.41
		92.11		5.26		2.63		100	
3	Agriculture	14	2.62	9	0.92	46	3.89	69	2.56
		20.29		13.04		66.67		100	
4	Medicine	6	1.12	12	1.22	56	4.74	74	2.74
		8.11		16.22		75.68		100	
5	Natural Science	2	0.37	10	1.02	31	2.62	43	1.59
		4.65		23.26		72.09		100	
6	Social Science including Education/ Teaching	50	9.35	216	22.02	233	19.71	499	18.50
		10.02		43.29		46.69		100	
7	Misc. Vacancies for Graduates	412	77.01	613	62.49	380	32.15	1405	52.08
		29.32		43.63		27.05		100	
	Total	535	100	981	100	1182	100	2698	100
		19.83		36.36		43.81		100	

Note:- Bracketed figures in column 3, 5, 7 & 9 shows the percentages to the total in column 9.

TABLE-9C

**Distribution of deputation vacancies according to experience  
during the year 2007.**

Sl. No.	Faculty	With Experience	% to Total
(1)	(2)	(3)	(4)
1.	Engineering	569	21.40
2.	Technology	38	1.43
3.	Agriculture	60	2.26
4.	Medicine	74	2.78
5.	Natural Science	43	1.62
6.	Social Science including Education/ Teaching	494	18.58
7.	Misc. Vacancies for Graduates	1381	51.94
	<b>Total</b>	<b>2659</b>	<b>100.00</b>

**TABLE -9D**  
**Distribution of deputation vacancies state-wise and faculty-wise during 2007.**

Sl. No.	States/UTs	Engineering	Technology	Agriculture	Medicine	Natural Sciences	Social Sciences including Education/ Teaching	Misc. Vacancies for Graduates	Total	% to total
(1)	(2)	(3)	(4)	(5)	(6)	(7)	(8)	(9)	(10)	(11)
1	Andaman & Nicobar	2	-	-	-	-	17	3	22	0.82
2	Andhra Pradesh	9	-	11	-	1	7	49	77	2.85
3	Arunachal Pradesh	-	-	-	-	-	-	-	0	0
4	Assam	4	-	-	1	-	3	35	43	1.59
5	Bihar	1	-	-	-	-	1	16	18	0.67
6	Chandigarh	6	-	-	8	-	3	24	41	1.52
7	Chhattisgarh	1	-	-	-	-	1	7	9	0.33
8	Dadra & Nagar Haveli	-	-	-	-	-	-	1	1	0.04
9	Delhi	340	3	26	11	26	303	661	1370	50.78
10	Goa, Daman & Diu	4	-	-	-	-	-	8	12	0.44
11	Gujarat	2	-	-	-	-	2	43	47	1.74
12	Haryana	6	-	9	-	4	4	11	34	1.26
13	Himachal Pradesh	1	-	-	-	-	-	-	1	0.04
14	Jammu & Kashmir	-	-	-	-	-	2	8	10	0.37
15	Jharkhand	-	-	1	-	1	3	21	26	0.96
16	Karnataka	1	-	1	8	-	19	68	97	3.60
17	Kerala	7	-	2	-	-	3	22	34	1.26
18	Lakshadweep	2	-	-	-	-	-	4	6	0.22
19	Madhya Pradesh	14	-	1	-	-	4	35	54	2.00
20	Maharashtra	21	22	1	-	2	13	77	136	5.04
21	Manipur	-	-	-	-	-	2	2	4	0.15
22	Meghalaya	-	-	-	-	-	5	5	10	0.37
23	Mizoram	-	-	-	-	-	1	-	1	0.04
24	Nagaland	-	-	12	-	-	1	3	16	0.59
25	Orissa	1	-	-	-	1	-	20	22	0.82
26	Pondicherry	7	2	-	15	1	7	3	35	1.30
27	Punjab	2	-	-	-	-	-	5	7	0.26
28	Rajasthan	6	-	2	-	-	1	24	33	1.22
29	Sikkim	-	-	-	-	-	1	-	1	0.04
30	Tamil Nadu	1	-	1	-	-	7	60	69	2.56
31	Tripura	-	-	-	-	-	1	-	1	0.04
32	Uttar Pradesh	80	1	2	14	1	18	68	184	6.82
33	Uttarakhand	2	-	-	-	3	16	18	39	1.45
34	West Bengal	13	10	-	6	3	8	60	100	3.71
35	*State-wise breakup not available	37	-	-	11	-	46	44	138	5.11
	<b>Total</b>	<b>570</b>	<b>38</b>	<b>69</b>	<b>74</b>	<b>43</b>	<b>499</b>	<b>1405</b>	<b>2698</b>	<b>100</b>

\* Relates mostly to vacancies notified by the Railway Recruitment Boards/UPSC etc for which places of duty not specified.

**TABLE-9E**  
**Distribution of deputation vacancies according to subjects during 2007**

Sl. No.	Subjects	2007		2005	
		Vacancies notified	% to total	Vacancies notified	% to total
1	Air-Conditioning and Refrigeration	-	-	215	7.36
2	Accountancy	80	2.97	117	4.00
3	Accountancy, Chartered	79	2.93	27	0.92
4	Accountancy, Cost & Works	42	1.56	6	0.21
5	Accountancy, Management	2	0.07	-	-
6	Actuary	-	-	1	0.03
7	Aeronautical	2	0.07	1	0.03
8	Agriculture	4	0.15	-	-
9	Agriculture Bacteriology	-	-	3	0.10
10	Agriculture Botany	2	0.07	-	-
11	Agriculture Chemistry	1	0.04	2	0.07
12	Agriculture Economics	4	0.15	-	-
13	Agriculture Extension	-	-	1	0.03
14	Agriculture Marketing	-	-	-	-
15	Agriculture Meteorology	-	-	-	-
16	Agriculture Microbiology	-	-	-	-
17	Agriculture Sociology	-	-	-	-
18	Agriculture Statistics	-	-	1	0.03
19	Agronomy	1	0.04	2	0.07
20	Aircraft Maintenance	1	0.04	1	0.03
21	Alcohol	-	-	24	0.82
22	Allopathic Medicine (MBBS)	2	0.07	-	-
23	Anaesthesia	-	-	9	0.31
24	Anatomy	-	-	3	0.10
25	Animal Nutrition	-	-	1	0.03
26	Animal Pathology	-	-	-	-
27	Anthropology	8	0.30	2	0.07
28	Archaeology	-	-	1	0.03
29	Architecture	35	1.30	-	-
30	Architecture/Civil	2	0.07	13	0.44
31	Archives	-	-	14	0.48
32	Art, Commercial	1	0.04	-	-
33	Art, Fine	4	0.15	2	0.07
34	Astronomy	-	-	3	0.10
35	Automobile	1	0.04	-	-
36	Ayurveda	-	-	-	-
37	Banking	-	-	103	3.52
38	Biology	-	-	7	0.24
39	Botany	2	0.07	-	-
40	Broadcasting & Television	-	-	4	0.14
41	Cardiology	-	-	2	0.07



Sl. No.	Subjects	2007		2005	
		Vacancies notified	% to total	Vacancies notified	% to total
42	Catering	1	0.04	-	-
43	Ceramic	-	-	-	-
44	Chemical	-	-	1	0.03
45	Chemical Engg.	9	0.33	4	0.14
46	Chemistry	9	0.33	1	0.03
47	Chemistry, Analytical	-	-	6	0.21
48	Chemistry, Bio-	-	-	1	0.03
49	Chemistry, Industrial	-	-	10	0.34
50	Chemistry, Inorganic	1	0.04	-	-
51	Cinematography	-	-	2	0.07
52	Civil (including Municipal)	255	9.45	2	0.07
53	Clinical Pathology & Bacteriology	-	-	210	7.19
54	Combination of Natural Science Subjects	6	0.22	1	0.03
55	Company Secretaryship	1	0.04	18	0.62
56	Computer	68	2.52	1	0.03
57	Co-operation	-	-	-	-
58	Dairying	-	-	88	3
59	Dental Surgery	1	0.04	-	-
60	Dermatology	-	-	1	0.03
61	Dietetics	-	-	-	-
62	Economics	25	0.93	1	0.03
63	Education/Teaching	23	0.85	-	-
64	Electrical	70	2.59	32	1.10
65	Electrical/Mechanical	11	0.41	28	0.96
66	Electronics & Electrical Microwave/Communication (including Radio)	16	0.59	171	5.85
67	Engineers Unspecified (Branches not specified)	60	2.22	8	0.27
68	English	7	0.26	66	2.26
69	Entomology	-	-	36	1.23
70	Fiber	-	-	81	2.77
71	Film Direction	1	0.04	1	0.03
72	Fishery	15	0.56	-	-
73	Food	10	0.37	1	0.03
74	Forensic Medicine	2	0.07	33	1.13
75	Forestry	-	-	-	-
76	Forging & Heat Treatment	-	-	2	0.07
77	Fuel	-	-	-	-
78	General Surgery	-	-	-	-
79	Geography	2	0.07	-	-
80	Geology	1	0.04	2	0.07
81	Geology, Applied	-	-	47	1.61
82	Geophysics	-	-	4	0.14
83	Glass	-	-	-	-
84	Gynaecology, Obstetrics	1	0.04	-	-

Sl. No.	Subjects	2007		2005	
		Vacancies notified	% to total	Vacancies notified	% to total
85	Highways & Roads	1	0.04	-	-
86	Hindi	63	2.34	2	0.07
87	History	11	0.41	-	-
88	Home, Domestic Science/ Economics	-	-	68	2.33
89	Homeopathy	-	-	3	0.10
90	Horticulture	16	0.59	-	-
91	Hosiery	-	-	6	0.21
92	Hotel Management	-	-	2	0.07
93	Hydraulics & Dam	1	0.04	-	-
94	Industrial Management/ Business Management & Administration	47	1.74	1	0.03
95	Instrumentation	3	0.11	-	-
96	Insurance	-	-	93	3.18
97	Interior Decoration, Display & Designing	3	0.11	2	0.07
98	Intermediate & Dyes	-	-	-	-
99	Internal Combustion	-	-	-	-
100	Journalism	1	0.04	-	-
101	Jute	-	-	-	-
102	Labour/Social Welfare	-	-	1	0.03
103	Land Development	-	-	-	-
104	Language	11	0.41	1	0.03
105	Laryngology & Otolaryngology	-	-	-	-
106	Law	63	2.34	5	0.17
107	Leather	-	-	2	0.07
108	Library Science	25	0.93	82	2.81
109	Literature	-	-	-	-
110	Machine Tools & Die Sinking	-	-	38	1.30
111	Malariology & Communicable Diseases	-	-	-	-
112	Marine	-	-	2	0.07
113	Maternity, Child Welfare and Health	-	-	-	-
114	Mathematics	9	0.33	2	0.07
115	Mathematics, Applied	-	-	-	-
116	Mechanical	22	0.82	14	0.48
117	Mechanical/Metallurgical	1	0.04	-	-
118	Medical Radiology and Electrology	1	0.04	10	0.34
119	Medical Specialists & Unspecified Others(MD/Ph.D/DMS)	8	0.30	16	0.55
120	Medical, Bio-Chemistry	19	0.70	-	-
121	Metallurgical	-	-	2	0.07
122	Meteorology	-	-	2	0.07
123	Microbiology	1	0.04	-	-
124	Microbiology	2	0.07	1	0.03
125	Mining	1	0.04	-	-
126	Museology	1	0.04	2	0.07

Sl. No.	Subjects	2007		2005	
		Vacancies notified	% to total	Vacancies notified	% to total
127	Music, Instrumental	2	0.07	7	0.24
128	Music, Vocal	-	-	-	-
129	Mycology & Plant Pathology	-	-	1	0.03
130	Naval Architecture	-	-	-	-
131	Nursing	21	0.78	-	-
132	Nutrition/Applied Nutrition	-	-	-	-
133	Occupational Therapy	-	-	5	0.17
134	Oceanography	-	-	-	-
135	Oil, Fats & Waxes	-	-	3	0.10
136	Ophthalmic Medicine & Surgery	-	-	-	-
137	Orthopaedic Surgery	2	0.07	-	-
138	Other Agricultural Subjects	14	0.52	1	0.03
139	Other Social Science Subjects	5	0.19	2	0.07
140	Other Technological Subjects	2	0.07	2	0.07
141	Other Vacancies (Unspecified)	23	0.85	145	4.96
142	Paediatrics	1	0.04	2	0.07
143	Paints, Pigments & Varnishes	-	-	-	-
144	Paper	-	-	-	-
145	Pass-Graduates in Science, Arts & Commerce suitable for Office work	1243	46.07	584	19.99
146	Petroleum	1	0.04	-	-
147	Pharmaceutical & Fine Chemicals	-	-	-	-
148	Pharmacology, Medical	-	-	2	0.07
149	Pharmacy	7	0.26	8	0.27
150	Philosophy	-	-	-	-
151	Physical Education	6	0.22	7	0.24
152	Physics	11	0.41	4	0.14
153	Physics, Applied	-	-	-	-
154	Physics, Bio-	-	-	-	-
155	Physics, Chemistry & Mathematics	5	0.19	17	0.58
156	Physics, Mathematical	1	0.04	3	0.10
157	Physics, Nuclear	-	-	-	-
158	Physiology	1	0.04	2	0.07
159	Physiology	-	-	1	0.03
160	Physiotherapy	-	-	5	0.17
161	Plant Breeding & Genetics	3	0.11	2	0.07
162	Plant Pathology	1	0.04	-	-
163	Plant Physiology	-	-	-	-
164	Plastics	-	-	-	-
165	Political Science	4	0.15	3	0.10
166	Poultry Farming	-	-	1	0.03
167	Preventive & Social Medicine (Industrial Health)	-	-	21	0.72
168	Printing	25	0.93	6	0.21

Sl. No.	Subjects	2007		2005	
		Vacancies notified	% to total	Vacancies notified	% to total
169	Production (Methods, Safety, Planning, Manufacturing & Industrial etc.)	2	0.07	3	0.10
170	Psychiatry	-	-	-	-
171	Psychology	6	0.22	-	-
172	Psychology, Medical	-	-	2	0.07
173	Public Administration	44	1.63	27	0.92
174	Public Health	-	-	1	0.03
175	Public Health	1	0.04	1	0.03
176	Research Methodology	1	0.04	1	0.03
177	Rubber	-	-	-	-
178	Rural Science	-	-	-	-
179	Sanitary Science	-	-	-	-
180	Sculpture	-	-	-	-
181	Secretarial and Commercial Work & Practices	1	0.04	2	0.07
182	Silicate	-	-	-	-
183	Sociology/Social Work/Social Science	19	0.70	30	1.03
184	Soil Mechanics & Foundation	-	-	-	-
185	Soil Science	3	0.11	1	0.03
186	Sound	-	-	-	-
187	Spectroscopy	-	-	-	-
188	Stage Craft & Dramatics	-	-	-	-
189	Statistics	12	0.44	3	0.10
190	Statistics, Mathematical	13	0.48	4	0.14
191	Statistics/Mathematics/Economics	15	0.56	110	3.76
192	Structural	-	-	-	-
193	Sugar	-	-	1	0.03
194	Telecommunication/ Line Communication (Telephone & Telegraph)	2	0.07	104	3.56
195	Textile	-	-	2	0.07
196	Textile, Chemistry	-	-	-	-
197	Textile, Dyeing & Printing	-	-	-	-
198	Tools	-	-	-	-
199	Town & Country Planning	3	0.11	1	0.03
200	Tropical Medicine	-	-	-	-
201	Tubercular Diseases	-	-	1	0.03
202	Unani	6	0.22	-	-
203	Venereology	-	-	-	-
204	Veterinary Science & Animal Husbandry	9	0.33	-	-
205	Warehousing	-	-	9	0.31
206	Water Conservation	-	-	-	-
207	Wood and Timber	-	-	-	-
208	Zoology	5	0.19	4	0.14
	<b>Total</b>	<b>2698</b>	<b>100.00</b>	<b>2922</b>	<b>100.00</b>

TABLE-10A

Distribution of vacancies by various disciplines & sectors of establishments who notified the vacancies during 2007.

Sl. No.	Branch of Study	Central Govt.	%	State Govt.	%	*Quasi Govt.	%	Local Bodies	%	Private Estab.	%	Total	%
1.	2.	3	4	5	6	7	8	9	10	11	12	13	14
1.	Engineering	10968	36.05	1741	4.72	22079	29.12	291	2.34	474	4.09	35553	21.27
2.	Technology	436	1.43	43	0.12	139	0.18	-	0.00	8	0.07	626	0.37
3.	Agriculture	138	0.45	979	2.66	7843	10.34	18	0.14	43	0.37	9021	5.40
4.	Medicine	1733	5.70	5192	14.08	1742	2.30	144	1.16	470	4.05	9281	5.55
5.	Natural Science	1659	5.45	1232	3.34	1519	2.00	1	0.01	26	0.22	4437	2.65
6.	Social Science including Edu./ Teaching	1567	5.15	12754	34.59	3562	4.70	11691	93.90	897	7.74	30471	18.23
7.	Misc. Vacancies for Graduates	13932	45.77	14929	40.49	39019	51.36	310	2.45	9696	83.46	77886	46.53
	Total	30433	100.00	36870	100.00	75903	100.00	12455	100.00	11614	100.00	167275	100.00

**Table-10B**

**Distribution of vacancies according to pay ranges during the year 2007.**

Sl. No.	Faculty	Basic Pay upto Rs. 5000/-	%age to total	Basic Pay between Rs. 5001 to 8000/-	%age to total	Basic Pay Rs. 8001 & above	%age to total	Total of Cols. 3, 5 & 7	%age of respective branch of study to the total no. of vacancies
1	2.	3.	4.	5.	6.	7.	8.	9.	10.
1.	Engineering	9397	9.19	13595	39.74	12561	40.76	35553	21.25
		26.43		38.24		35.33		100	
2.	Technology	502	0.49	46	0.13	78	0.25	626	0.37
		80.19		7.35		12.46		100	
3.	Agriculture	7518	7.35	131	0.38	1372	4.45	9021	5.39
		83.34		1.45		15.21		100	
4.	Medicine	5819	5.69	786	2.30	2676	8.68	9281	5.55
		62.70		8.47		28.83		100	
5.	Natural Science	1673	1.64	1264	3.69	1500	4.87	4437	2.65
		37.71		28.49		33.81		100	
6.	Social Science Including Teaching	17942	17.55	8633	25.23	3896	12.64	30471	18.22
		58.88		28.33		12.79		100.	
7.	Misc. Vacancies for Graduates	59392	58.09	9759	28.52	8735	28.34	77886	46.56
		76.26		12.53		11.22		100	
	<b>TOTAL</b>	<b>102243</b>	<b>100</b>	<b>34214</b>	<b>100</b>	<b>30818</b>	<b>100</b>	<b>167275</b>	<b>100</b>
		61.12		20.45		18.42		100	

Note:- Figures in brackets in columns 3, 5, 7 & 9 show the percentages to the total of column 9.

Source: Employment Exchanges in the country & Employment News, 2007.

**TABLE-10C**

**Distribution of vacancies according to experience during the year 2007.**

Sl. No.	Faculty	With Experience	Percentage	Without Experience	Percentage	Total of Cols. 3 & 5	Percentage to Total
1.	2.	3.	4.	5.	6.	7	8
1.	Engineering	7862	24.61	27691	20.46	35553	21.25
2.	Technology	494	1.55	132	0.10	626	0.37
3.	Agriculture	708	2.22	8313	6.14	9021	5.39
4.	Medicine	4529	14.18	4752	3.51	9281	5.55
5.	Natural Science	969	3.03	3468	2.56	4437	2.65
6.	Social Science including Teaching	2833	8.87	27638	20.42	30471	18.22
7.	Misc. Vacancies for Graduates	14547	45.54	63339	46.80	77886	46.56
	<b>TOTAL</b>	<b>31942</b>	<b>100.00</b>	<b>135333</b>	<b>100.00</b>	<b>167275</b>	<b>100.00</b>

**Source: Employment Exchanges in the country & Employment News, 2007.**

**Table - 10D**  
**Distribution of vacancies State-wise and Faculty-wise during 2007.**

Sl. No.	States/UTs	Engineering	Technology	Agriculture	Medicine	Natural Sciences	Social Science including Teaching	Misc. Vacancies for Graduates	Total of Col. 3 to 9	% to total
(1)	(2)	(3)	(4)	(5)	(6)	(7)	(8)	(9)	(10)	(11)
1	Andaman & Nicobar	24	-	44	-	15	234	110	427	0.26
2	Andhra Pradesh	1822	5	899	231	214	118	2115	5404	3.23
3	Arunachal Pradesh	56	-	24	2	7	39	85	213	0.13
4	Assam	448	-	14	51	40	181	650	1384	0.83
5	Bihar	166	-	14	66	22	53	841	1162	0.69
6	Chandigarh	517	6	-	192	138	689	1531	3073	1.84
7	Chhattisgarh	1368	-	3	127	34	36	106	1674	1.00
8	Dadra & Nagar Haveli	-	-	-	5	-	-	2	7	0.00
9	Delhi	2690	54	245	3077	1287	19551	3162	30066	17.97
10	Goa, Daman & Diu	22	-	8	10	9	13	861	923	0.55
11	Gujarat	362	6	38	302	158	1656	16276	18798	11.24
12	Haryana	844	244	55	82	36	58	590	1909	1.14
13	Himachal Pradesh	7	2	16	116	28	42	370	581	0.35
14	Jammu & Kashmir	504	-	8	32	5	20	173	742	0.44
15	Jharkhand	1034	-	6	126	81	104	939	2290	1.37
16	Karnataka	1681	2	971	54	42	185	1315	4250	2.54
17	Kerala	1447	90	906	247	82	351	1406	4529	2.71
18	Lakshadweep	-	-	-	-	-	2	10	12	0.01
19	Madhya Pradesh	484	19	101	72	93	187	1335	2291	1.37
20	Maharashtra	4109	73	595	939	233	2092	2713	10754	6.43
21	Manipur	13	16	85	57	7	47	457	682	0.41
22	Meghalaya	7	3	-	-	-	14	81	105	0.06
23	Mizoram	115	-	6	407	2	99	109	738	0.44
24	Nagaland	5	-	18	-	10	33	54	120	0.07
25	Orissa	217	-	28	26	68	48	315	702	0.42
26	Pondicherry	19	-	14	174	4	13	752	976	0.58
27	Punjab	941	-	100	173	10	6	855	2085	1.25
28	Rajasthan	1146	5	76	82	84	62	1192	2647	1.58
29	Sikkim	1	-	-	1	-	1	47	50	0.03
30	Tamil Nadu	1796	22	134	143	86	629	4857	7667	4.58
31	Tripura	82	-	227	12	70	609	210	1210	0.72
32	Uttar Pradesh	1547	36	298	1732	532	834	2198	7177	4.29
33	Uttarakhand	516	1	43	5	194	94	10825	11678	6.98
34	West Bengal	1088	27	66	291	51	115	1283	2921	1.75
35	State-wise breakup not available	10475	15	3979	447	795	2256	20061	38028	22.73
	<b>Total</b>	<b>35553</b>	<b>626</b>	<b>9021</b>	<b>9281</b>	<b>4437</b>	<b>30471</b>	<b>77886</b>	<b>167275</b>	<b>100.00</b>

\* Relates mostly to vacancies notified by the Railway Recruitment Boards/ UPSC etc. for which places of duty not specified.



**TABLE-10E**  
**Discipline-wise vacancies notified during 2003, 2005 & 2007**

Sl. No.	Field of Study	Total no. of vacancies notified during		% increase/decrease in 2005 over 2003	Total no. of vacancies notified during 2007	% increase/decrease in 2007 over 2003	% increase/decrease in 2007 over 2005
		2003	2005				
(1)	(2)	(3)	(4)	(5)	(6)	(7)	(8)
1.	Engineering	11536	17507	51.76	35553	208.19	103.08
2.	Technology	213	191	10.33	626	193.90	227.75
3.	Agriculture	1500	2480	65.33	9021	501.40	263.75
4.	Medicine	5463	7402	35.49	9281	69.89	25.39
5.	Natural Science	1954	3044	55.78	4437	127.07	45.76
6.	Social Science including Education/ Teaching	5455	9456	73.35	30471	458.59	222.24
7.	Misc. Vacancies for Graduates	8056	26433	228.12	77886	866.81	194.65
	<b>TOTAL</b>	<b>34177</b>	<b>66513</b>	<b>94.61</b>	<b>167275</b>	<b>389.44</b>	<b>151.49</b>

**TABLE-10 F(i)**

**Discipline-wise out-turn of Graduates/Post-Graduates during the year 2006 & 2007**

Sl No.	Discipline / Faculty	Persons who obtained Degrees/PG-Degrees				Percentage change in 2007 over 2006
		2006		2007		
		Numbers	Percentage	Numbers	Percentage	
(1)	(2)	(3)	(4)	(5)	(6)	(7)
1	Engineering	50821	4.24	64079	4.98	26.09
2	Technology	1438	0.12	1795	0.14	24.83
3	Agriculture	11315	0.94	11604	0.9	2.55
4	Medicine	56115	4.68	65656	5.11	17
5	Natural Science	82418	6.87	83203	6.47	0.95
6	Social Science including Teaching	424298	35.39	469949	36.54	10.76
7	Miscellaneous Graduates	572524	47.75	589709	45.86	3
	<b>TOTAL</b>	<b>1198929</b>	<b>100</b>	<b>1285995</b>	<b>100.00</b>	<b>7.26</b>

Note: Based on information received from 193 Universities/ Institutions out of a total of 322.

**TABLE-10F (ii)**

**Discipline-wise out-turn of Doctorate Degree awardees during the year 2004-2005 & 2006-2007**

Sl. No.	Discipline/Faculty	Persons who had been awarded doctorate degrees				
		2004-2005		2006-2007		Percentage Change
		Number	Percentage	Number	Percentage	
(1)	(2)	(3)	(4)	(5)	(6)	(7)
1.	Arts	7532	42.08	9017	45.09	19.72
2.	Science	5549	31.00	5770	28.86	3.98
3.	Commerce/ Management	1010	5.64	1434	7.17	41.98
4.	Education	491	2.74	747	3.74	52.14
5.	Engineering/Technology	968	5.41	844	4.22	(12.81)
6.	Medicine	456	2.55	351	1.76	(23.03)
7.	Agriculture	888	4.96	664	3.32	(25.23)
8.	Veterinary Science	132	0.74	164	0.82	24.24
9.	Law	179	1.00	161	0.81	(10.06)
10.	Others*	693	3.87	844	4.22	21.79
	<b>TOTAL</b>	<b>17898</b>	<b>100.00</b>	<b>19996</b>	<b>100.00</b>	<b>11.72</b>

\* Other include Music/Fine Arts, Library Science, Physical Education, Journalism and Social Work etc.

Source : UGC, New Delhi

**TABLE-10G**  
**Distribution of vacancies notified according to various subjects during 2005 and 2007**

Sl. No.	Subjects	2007		2005	
		No. of vacancies	% to total	No. of vacancies	% to total
(1)	(2)	(3)	(4)	(5)	(6)
1	Accountancy	264	0.16	164	0.25
2	Accountancy, Chartered	1104	0.66	1366	2.05
3	Accountancy, Cost & Works	442	0.26	156	0.23
4	Accountancy, Management	14	0.01	53	0.08
5	Actuary	1	0.00	25	0.04
6	Aeronautical Engg.	142	0.08	215	0.32
7	Agriculture (Unspecified)	6538	3.91	278	0.42
8	Agriculture Bacteriology	14	0.01	23	0.03
9	Agriculture Botany	16	0.01	28	0.04
10	Agriculture Chemistry	15	0.01	25	0.04
11	Agriculture Economics	43	0.03	42	0.06
12	Agriculture Engg.	72	0.04	264	0.4
13	Agriculture Extension	56	0.03	178	0.27
14	Agriculture Marketing	1	0.00	241	0.36
15	Agriculture Meteorology	6	0.00	7	0.01
16	Agriculture Microbiology	20	0.01	28	0.04
17	Agriculture Sociology	-	-	9	0.01
18	Agriculture Statistics	22	0.01	24	0.04
19	Agronomy	142	0.08	324	0.49
20	Air-Conditioning and Refrigeration	593	0.35	9	0.01
21	Aircraft Maintenance	8	0.00	153	0.23
22	Alcohol Technology	-	-	-	-
23	Allopathic Medicine (MBBS)	780	0.47	2343	3.52
24	Anaesthesia	242	0.14	365	0.55
25	Anatomy	27	0.02	46	0.07
26	Animal Nutrition	17	0.01	5	0.01
27	Animal Pathology	5	0.00	-	-
28	Anthropology	15	0.01	9	0.01
29	Archaeology	5	0.00	9	0.01
30	Architecture	425	0.25	130	0.2
31	Architecture/Civil	43	0.03	12	0.02
32	Archives	-	-	2	0
33	Art, Commercial	3	0.00	11	0.02
34	Art, Fine	109	0.07	22	0.03
35	Astronomy	1	0.00	1	0
36	Automobile	59	0.04	59	0.09
37	Ayurveda	295	0.18	85	0.13

Sl. No.	Subjects	2007		2005	
		No. of vacancies	% to total	No. of vacancies	% to total
(1)	(2)	(3)	(4)	(5)	(6)
38	Banking	3	0.00	-	-
39	Biology	129	0.08	137	0.21
40	Botany	169	0.10	136	0.2
41	Broadcasting & Television	-	-	-	-
42	Cardiology	44	0.03	86	0.13
43	Catering	36	0.02	25	0.04
44	Ceramic	-	-	-	-
45	Chemical Engg.	977	0.58	639	0.96
46	Chemical Technology	3	0.00	17	0.03
47	Chemistry	764	0.46	411	0.62
48	Chemistry, Analytical	9	0.01	12	0.02
49	Chemistry, Bio	86	0.05	82	0.12
50	Chemistry, Industrial	39	0.02	4	0.01
51	Chemistry, Inorganic	31	0.02	29	0.04
52	Cinematography	14	0.01	12	0.02
53	Civil (including Municipal)	4446	2.66	2346	3.53
54	Clinical Pathology & Bacteriology	23	0.01	202	0.3
55	Combination of Natural Science Subjects	1005	0.60	233	0.35
56	Company Secretaryship	16	0.01	73	0.11
57	Computer	2585	1.55	2581	3.88
58	Co-operation	-	-	1	0
59	Dairy Science	784	0.47	8	0.01
60	Dental Surgery	83	0.05	118	0.18
61	Dermatology	1	0.00	21	0.03
62	Dietetics	41	0.02	4	0.01
63	Economics	302	0.18	162	0.24
64	Education/Teaching	16049	9.59	4253	6.39
65	Electrical Engg.	3268	1.95	2170	3.26
66	Electrical/Mechanical	2260	1.35	594	0.89
67	Electronics & Electrical Microwave/ Communication (including Radio)	4357	2.60	3060	4.6
68	Engineers Unspecified (Branches not specified)	1368	0.82	691	1.04
69	English	908	0.54	307	0.46
70	Entomology	41	0.02	116	0.17
71	Fiber	-	-	2	0
72	Film Direction	5	0.00	7	0.01
73	Fishery	73	0.04	53	0.08

Sl. No.	Subjects	2007		2005	
		No. of vacancies	% to total	No. of vacancies	% to total
(1)	(2)	(3)	(4)	(5)	(6)
74	Food Technology	32	0.02	23	0.03
75	Forensic Medicine	15	0.01	73	0.11
76	Forestry	60	0.04	28	0.04
77	Forging & Heat Treatment	1	0.00	7	0.01
78	Fuel Technology	-	-	-	-
79	General Surgery	132	0.08	189	0.28
80	Geography	251	0.15	41	0.06
81	Geology	270	0.16	93	0.14
82	Geology, Applied	0	0.00	6	0.01
83	Geophysics	117	0.07	116	0.17
84	Glass Technology	-	-	1	0
85	Graduates in Science, Arts & Commerce suitable for office work	69491	41.54	9511	14.3
86	Gynecology, Obstetrics	69	0.04	386	0.58
87	Highways & Roads	2	0.00	3	0
88	Hindi	1829	1.09	340	0.51
89	History	168	0.10	53	0.08
90	Home, Domestic Science/ Economics	226	0.14	66	0.1
91	Homeopathy	204	0.12	73	0.11
92	Horticulture	137	0.08	154	0.23
93	Hosiery Technology	-	-	-	-
94	Hotel Management	20	0.01	522	0.78
95	Hydraulics & Dam	-	-	-	-
96	Industrial Management/ Business Management & Administration	1954	1.17	1902	2.86
97	Instrumentation Engg.	241	0.14	255	0.38
98	Insurance	-	-	-	-
99	Interior Decoration, Display & Designing	-	-	10	0.02
100	Intermediate & Dyes	-	-	-	-
101	Internal Combustion	2	0.00	1	0
102	Journalism	105	0.06	29	0.04
103	Jute Technology	-	-	-	-
104	Labour/Social Welfare	20	0.01	5	0.01
105	Land Development	-	-	118	0.18
106	Language	4696	2.81	480	0.72
107	Laryngology & Otolaryngology	2	0.00	24	0.04
108	Law	928	0.55	349	0.52
109	Leather Technology	-	-	2	0

Sl. No.	Subjects	2007		2005	
		No. of vacancies	% to total	No. of vacancies	% to total
(1)	(2)	(3)	(4)	(5)	(6)
110	Library Science	408	0.24	128	0.19
111	Literature	-	-	62	0.09
112	Machine Tools & Die Sinking	97	0.06	17	0.03
113	Malariology & Communicable Diseases	5	0.00	8	0.01
114	Marine Engg.	21	0.01	122	0.18
115	Maternity, Child Welfare and Health	181	0.11	28	0.04
116	Mathematics	1387	0.83	160	0.24
117	Mathematics, Applied	-	-	-	-
118	Mechanical	4858	2.90	2687	4.04
119	Mechanical/Metallurgical	157	0.09	44	0.07
120	Medical Radiology and Electrology	1118	0.67	294	0.44
121	Medical Specialists & Unspecified Others(MD/Ph.D/MS)	600	0.36	564	0.85
122	Medical, Bio-Chemistry	33	0.02	72	0.11
123	Metallurgy	233	0.14	130	0.2
124	Meteorology	21	0.01	24	0.04
125	Microbiology(Medical)	18	0.01	61	0.09
126	Microbiology (Science)	58	0.03	93	0.14
127	Mining	1123	0.67	642	0.97
128	Museology	1	0.00	4	0.01
129	Music, Instrumental	51	0.03	36	0.05
130	Music, Vocal	15	0.01	17	0.03
131	Mycology & Plant Pathology	-	-	7	0.01
132	Naval Architecture	467	0.28	8	0.01
133	Nursing	3684	2.20	1192	1.79
134	Nutrition/Applied Nutrition	12	0.01	1	0
135	Occupational Therapy	158	0.09	100	0.15
136	Oceanography	8	0.00	3	0
137	Oil, Fats & Waxes	-	-	13	0.02
138	Ophthalmic Medicine & Surgery	13	0.01	57	0.09
139	Orthopaedic Surgery	40	0.02	77	0.12
140	Other Social Science Subjects	191	0.11	15	0.02
141	Other Technological Subjects	47	0.03	41	0.06
142	Other Vacancies (Unspecified)	5321	3.18	13541	20.36
143	Paediatrics	47	0.03	100	0.15
144	Paints, Pigments & Varnishes	4	0.00	2	0

Sl. No.	Subjects	2007		2005	
		No. of vacancies	% to total	No. of vacancies	% to total
(1)	(2)	(3)	(4)	(5)	(6)
145	Paper	2	0.00	1	0
146	Petroleum Technology	-	-	1	0
147	Pharmaceutical & Fine Chemicals	-	-	5	0.01
148	Pharmacology, Medical	59	0.04	263	0.4
149	Pharmacy	719	0.43	259	0.39
150	Philosophy	31	0.02	6	0.01
151	Physical Education	206	0.12	66	0.1
152	Physics	726	0.43	458	0.69
153	Physics, Applied	9	0.01	2	0
154	Physics, Bio-	15	0.01	14	0.02
155	Physics, Chemistry & Mathematics	488	0.29	654	0.98
156	Physics, Mathematical	370	0.22	382	0.57
157	Physics, Nuclear	24	0.01	2	0
158	Physiology	41	0.02	76	0.11
159	Physiology (Science)	11	0.01	16	0.02
160	Physiotherapy	43	0.03	59	0.09
161	Plant Breeding & Genetics	151	0.09	143	0.21
162	Plant Pathology	80	0.05	93	0.14
163	Plant Physiology	26	0.02	28	0.04
164	Plastics Technology	2	0.00	15	0.02
165	Political Science	214	0.13	37	0.06
166	Poultry Farming	1	0.00	3	0
167	Preventive & Social Medicine (Industrial Health)	62	0.04	25	0.04
168	Printing Technology	402	0.24	12	0.02
169	Production (Methods, Safety, Planning, Manufacturing & Industrial etc.)	465	0.28	215	0.32
170	Psychiatry	12	0.01	55	0.08
171	Psychology	46	0.03	40	0.06
172	Psychology, Medical	4	0.00	19	0.03
173	Public Administration	31	0.02	514	0.77
174	Public Health (Medicine)	-	-	20	0.03
175	Public Health Engg.	199	0.12	2	0
176	Research Methodology	-	-	-	-
177	Rubber Technology	7	0.00	2	0
178	Rural Science	2	0.00	-	-



Sl. No.	Subjects	2007		2005	
		No. of vacancies	% to total	No. of vacancies	% to total
(1)	(2)	(3)	(4)	(5)	(6)
179	Sanitary Science	236	0.14	5	0.01
180	Sculpture	2	0.00	-	-
181	Secretarial and Commercial Work & Practices	45	0.03	2	0
182	Silicate Technology	-	-	1	0
183	Sociology/Social Work/Social Science	876	0.52	721	1.08
184	Soil Mechanics & Foundation	1	0.00	6	0.01
185	Soil Science	67	0.04	79	0.12
186	Sound Engg.	7	0.00	166	0.25
187	Spectroscopy	4	0.00	-	-
188	Stage Craft & Dramatics	38	0.02	-	-
189	Statistics	313	0.19	46	0.07
190	Statistics, Mathematical	10	0.01	337	0.51
191	Statistics/Mathematics/Economics	179	0.11	192	0.29
192	Structural Engg.	22	0.01	5	0.01
193	Sugar Technology	-	-	-	-
194	Telecommunication/ Line Communication (Telephone & Telegraph)	7235	4.33	260	0.39
195	Textile, Chemistry	10	0.01	-	-
196	Textile Technology	38	0.02	53	0.08
197	Textile, Dyeing & Printing	-	-	-	-
198	Tools	2	0.00	1	0
199	Town & Country Planning	16	0.01	13	0.02
200	Tropical Medicine	15	0.01	-	-
201	Tubercular Diseases	1	0.00	40	0.06
202	Unani Medicine	33	0.02	9	0.01
203	Venereology	2	0.00	4	0.01
204	Veterinary Science & Animal Husbandry	685	0.41	352	0.53
205	Warehousing	5	0.00	-	-
206	Water Conservation	16	0.01	85	0.13
207	Wood and Timber	79	0.05	-	-
208	Zoology	83	0.05	136	0.2
	<b>Total</b>	<b>167275</b>	<b>100.00</b>	<b>66513</b>	<b>100.00</b>

TABLE 11						
Type of vacancies for which suitable candidates could not be found by UPSC during the year 2006-07						
Sl. No.	Name, category and nature of posts (with pay scale in Rs.)	Classification		No. of posts		
		Group 'A'	Group 'B'	Total	Reserved	Unreserved
(1)	(2)	(3)	(4)	(5)	(6)	(7)
<b>ARCHITECTURE</b>						
1	Senior Design Officer Grade-I (Construction) in Naval Headquarters, Ministry of Defence, (Rs. 10,000-15,200)	2	-	2	-	2
<b>Total</b>		<b>2</b>	<b>3</b>	<b>5</b>	<b>-</b>	<b>5</b>
<b>COMMERCE AND ACCOUNTANCY</b>						
2	Registrar of Companies/Joint Director (Inspection), Ministry of Company Affairs, (Rs. 12,000-16,500)	1	-	1	1	-
<b>Total</b>		<b>1</b>	<b>-</b>	<b>1</b>	<b>1</b>	<b>-</b>
<b>ENGINEERING</b>						
3	Senior Scientific Officer, Grade-II (Engineering), Directorate General of Quality Assurance, Ministry of Defence, (Rs. 8,000-13,500)	1	-	1	-	1
4	Junior Works Manager (Chemical), Ordnance Factory Board, Ministry of Defence, (Rs. 7,450-11,500)	-	5	5	4	1
5	Junior Works Manager in Mechanical (Information Technology), Ordnance Factory Board, Ministry of Defence, (Rs. 7,450-11,500)	-	5	5	5	-
6	Assistant Director (Safety), Directorate General Factory Advice Service and Labour Institutes, Ministry of Labour, (Rs. 8,000-13,500)	1	-	1	1	-
7	Foreman (Vehicle), Directorate General of Quality Assurance, Department of Defence, Production and Supplies, Ministry of Defence, (Rs. 7,450-11,500)	1	-	1	1	-

8	Foreman (Instrument), Directorate General of Quality Assurance, Ministry of Defence, (Rs. 7,450-11,500)	-	3	3	-	3
9	Foreman (Ammunition), Directorate General of Quality Assurance, Ministry of Defence, (Rs. 7,450-11,500)	-	3	3	-	3
10	Foreman (Weapons), Directorate General of Quality Assurance, Ministry of Defence, (Rs. 7,450-11,500)	-	3	3	-	3
11	Foreman (Telecommunication), Directorate General of Quality Assurance, Ministry of Defence, (Rs. 7,450-11,500)	-	1	1	1	-
12	Assistant Director, Grade-II (Mechanical), Small Industries Development Organisation, Ministry of Small Scale Industries, (Rs. 6,500-10,500)	-	1	1	-	1
13	Training Officer (Machinist), Directorate General of Employment and Training, Ministry of Labour and Employment, (Rs. 6,500-10,500)	-	1	1	1	-
14	Training Officer (Draughtsman- Mechanical), Directorate General of Employment and Training, Ministry of Labour and Employment, (Rs. 6,500-10,500)	-	1	1	1	-
15	Senior Scientific Officer, Grade-I In Engineering, Ministry of Defence, (Rs. 10,000-15,200)	1	-	1	1	-
16	Senior Scientific Officer Grade-I in Engineering, Directorate General of Quality Assurance, Ministry of Defence, (Rs. 10,000-15,200)	1	-	1	-	1
17	Mate Grade-I, Fishery Survey of India, Ministry of Agriculture, (Rs. 7,450-11,500)	-	1	1	1	-
18	Foreman (Computer), Directorate General of Quality Assurance, Ministry of Defence, (Rs. 6,500-10,500)	-	1	1	1	-
<b>Total</b>		<b>5</b>	<b>26</b>	<b>31</b>	<b>18</b>	<b>13</b>

<b>JOURNALISM/PUBLICITY</b>						
19	Senior Grade of Indian Information Service, Ministry of Information and Broadcasting, (Rs. 6,500-10,500)	-	1	1	-	1
<b>Total</b>		-	1	1	-	1
<b>LANGUAGES/LINGUISTICS</b>						
20	Translation Officer (Russian/English), Indian Navy, Ministry of Defence, (Rs. 6,500-10,500)	-	2	2	2	-
<b>Total</b>		-	2	2	2	-
<b>LEGAL</b>						
21	Additional Legislative Counsel (Grade-II of Indian Legal Service), Ministry of Law and Justice, (Rs. 14,300-18,300)	2	-	2	-	2
<b>Total</b>		2	-	2	-	2
<b>LIBRARY SCIENCE</b>						
22	Assistant Library and Information Officer (Computer), National Library, Ministry of Culture, (Rs. 6,500-10,500)	-	1	1	-	1
<b>Total</b>		-	1	1	-	1
<b>MEDICAL (ALLOPATHIC)</b>						
23	Specialist Grade-II Orthopaedics, Government of Pondicherry, (Rs. 10,000-15,200)	1	-	1	1	-
24	Anaesthaetist, Specialist Grade-II of Central Health Service (Non-Teaching Specialist Sub-Cadre), Ministry of Health and Family Welfare, (Rs. 10,000-15,200)	4	-	4	4	-
25	Chief Medical Officer, Farakka Barrage Project Hospital, Ministry of Water Resources, (Rs. 10,000-15,200)	1	-	1	-	1
26	Specialist Grade-II (Surgery), Specialist Grade-II of Central Health Service (Non-Teaching Specialist Sub-Cadre), Ministry of Health and Family Welfare, (Rs. 10,000-15,200)	1	-	1	1	-
27	Specialist Grade-II in Nuclear Medicine, Government of Pondicherry, (Rs. 10,000-15,200)	1	-	1	-	1

28	Senior Plastic Surgeon, Specialist Grade-II, (Non-Teaching Specialist Sub-Cadre), (Rs. 12,000-16,500)	2	-	2	1	1
29	Specialist Grade-II (Bio-Chemistry) in Non-Teaching Specialist, Ministry of Health and Family Welfare, (Rs. 10,000-15,200)	2	-	2	2	-
30	Specialist Grade-II (Paediatric Surgery) in the Non-Teaching Specialist Sub-Cadre of Central Health Service, Ministry of Health and Family Welfare, (Rs. 10,000-15,200)	1	-	1	1	-
31	Plastic Surgeon, Specialist Grade II of Central Health Service (Non-teaching Specialist Sub-Cadre), Ministry of Health and Family Welfare, (Rs. 10,000-15,200)	5	-	5	5	-
32	Cardio Thoracic Vascular Surgeon, Specialist Grade-II of Central Health Service (Non-Teaching Specialist Sub-Cadre), (Rs. 10,000-15,200)	2	-	2	2	-
33	Nephrologist, Specialist Grade-II of Central Health Service (Non-Teaching Specialist Sub-Cadre), Ministry of Health and Family Welfare, (Rs. 10,000-15,200)	4	-	4	3	1
34	Cardiologist, Specialist Grade-II of Central Health Service (Non-Teaching Specialist Sub-Cadre), Ministry of Health and Family Welfare, (Rs. 10,000-15,200)	3	-	3	3	-
35	Specialist Grade-II (Radio-Diagnosis) in the Non-Teaching Specialist Sub-Cadre of Central Health Service, Ministry of Health and Family Welfare, (Rs. 10,000-15,200)	5	-	5	5	-
36	Specialist Grade-II in Psychiatry, Government of Pondicherry, (Rs. 10,000-15,200)	1	-	1	-	1
37	Public Health Specialist, Specialist Grade-II of Central Health Service (Public Health Specialist Sub-Cadre), Ministry of Health and Family Welfare, (Rs. 10,000-15,200)	11	-	11	11	-

38	Specialist Grade-II (Medicine) in the Non-Teaching Specialist Sub-Cadre of Central Health Service, Ministry of Health and Family Welfare, (Rs. 10,000-15,200)	1	-	1	1	-
39	E.N.T. Specialist, Specialist Grade-II of Central Health Service (Non-Teaching Specialist Sub-Cadre) Ministry of Health and Family Welfare, (Rs. 10,000-15,200)	1	-	1	1	-
40	Specialist Grade-II (Junior Scale) in Medicine, Government of Pondicherry, (Rs. 10,000-15,200)	1	-	1	1	-
Total		47	-	47	42	5
<b>SCIENTIFIC AND TECHNICAL</b>						
41	Deputy Director (Planning/Statistics), Government of National Capital Territory of Delhi, (Rs. 10,000-15,200)	1	-	1	-	1
42	Deputy Director in Computer Centre, Ministry of Statistics and Programme Implementation, (Rs. 10,000-15,200)	1	-	1	1	-
43	Psychologist, Anthropological Survey of India, Ministry of Culture, (Rs. 8,000-13,500)	1	-	1	1	-
44	Assistant Director Grade-II (Chemical), Small Industries Development Organisation, Ministry of Small Scale Industries, (Rs. 6,500-10,500)	-	2	2	-	2
45	Assistant Director of Census Operations (Technical) in the Office of the Registrar General, India, Ministry of Home Affairs, (Rs. 8,000-13,500)	3	-	3	-	3
46	Mineralogist (Junior), Geological Survey of India, Ministry of Mines, (Rs. 8,000-13,500)	1	-	1	1	-
47	Store Officer (Civilian) in the Units Under Director General of Armed Forces Medical Services, Ministry of Defence, (Rs. 6,500-10,500)	-	1	1	-	1
Total		7	3	10	3	7

<b>TEACHING-COMPUTER SCIENCE</b>						
48	Professor (Computer Science and Engineering) in Ambedkar Institute of Technology Under Directorate of Training and Technical Education, Government of National Capital Territory of Delhi, (Rs. 16,400-22,400)	1	-	1	-	1
49	Master in Computer Science in Rashtriya Indian Military College, Ministry of Defence, (Rs. 7,500-12,000)	-	1	1	1	-
<b>Total</b>		<b>1</b>	<b>1</b>	<b>2</b>	<b>1</b>	<b>1</b>
<b>TEACHING-ENGINEERING</b>						
50	Lecturer (Architecture), Government Polytechnic for Women, Chandigarh Administration, (Rs. 7,880-13,500)	-	1	1	1	-
51	Professor in Electronics and Communication Engineering (Technical), Delhi College of Engineering, Government of National Capital Territory of Delhi, (Rs. 16,400-22,400)	1	-	1	1	-
52	Professor (Electronics and Communication Engineering), Ambedkar Institute of Technology, Government of National Capital Territory of Delhi, (Rs. 16,400-22,400)	1	-	1	-	1
<b>Total</b>		<b>2</b>	<b>1</b>	<b>3</b>	<b>2</b>	<b>1</b>
<b>TEACHING-MEDICAL</b>						
53	Assistant Professor of Medicine, Specialist Grade-II of Central Health Service (Teaching Specialist Sub-Cadre), Ministry of Health and Family Welfare, (Rs. 10,000-15,200)	1	-	1	1	-
54	Assistant Professor of Anesthesiology, Specialist Grade-II of Central Health Service (Teaching Specialist Sub-Cadre), Ministry of Health and Family Welfare, (Rs. 10,000-15,200)	3	-	3	3	-

55	Assistant Professor of Urology, Specialist Grade-II of Central Health Service (Teaching Specialist Sub- Cadre), (Rs. 10,000-15,200)	1	-	1	-	1
56	Assistant Professor of Gastroenterology, Specialist Grade-II of Central Health Service (Teaching Specialist Sub- Cadre), Ministry of Health and Family Welfare, (Rs. 10,000-15,200)	1	-	1	1	-
57	Assistant Professor of Urology, Specialist Grade-II of Central Health Service (Teaching Specialist Sub- Cadre), Ministry of Health and Family Welfare, (Rs. 10,000-15,200)	1	-	1	-	1
58	Assistant Professor (Paediatrics), Specialist Grade-II of Central Health Service (Teaching Specialist Sub- Cadre), Ministry of Health and Family Welfare, (Rs. 10,000-15,200)	2	-	2	2	-
59	Assistant Professor (Surgery), Specialist Grade-II of Central Health Service (Teaching Specialist Sub- Cadre), Ministry of Health and Family Welfare, (Rs. 10,000-15,200)	1	-	1	1	-
60	Assistant Professor (Neurology), Specialist Grade-II of Central Health Service (Teaching Specialist Sub- Cadre), Ministry of Health and Family Welfare, (Rs. 10,000-15,200)	1	-	1	-	1
61	Assistant Professor (Psychiatry), Specialist Grade-II of Central Health Service (Teaching Specialist Sub- Cadre), Ministry of Health and Family Welfare, (Rs. 10,000-15,200)	3	-	3	2	1
62	Assistant Professor (Radio-Diagnosis), Specialist Grade-II of Central Health Service (Teaching Specialist Sub- Cadre), Ministry of Health and Family Welfare, (Rs. 10,000-15,200)	3	-	3	3	-



63	Senior Lecturer (Pathology), Government Medical College, Chandigarh Administration, (Rs. 14,300-18,150)	1	-	1	1	-
64	Assistant Professor (Preventive and Social Medicine), Specialist Grade-II of Central Health Service (Teaching Specialist Sub-Cadre), Ministry of Health and Family Welfare, (Rs. 10,000-15,200)	1	-	1	1	-
65	Assistant Professor of Endocrinology, Specialist Grade-II of Central Health Service, Ministry of Health and Family Welfare, (Rs. 10,000-15,200)	1	-	1	-	1
66	Senior Lecturer (General medicine), Government Medical College and Hospital, Chandigarh Administration, (Rs. 14,300-18,150)	1	-	1	1	-
67	Assistant Professor of Public Health, Specialist Grade-II of Central Health Service (Teaching Specialist Sub- Cadre), Ministry of Health and Family Welfare, (Rs. 10,000-15,200)	2	-	2	2	-
68	Assistant Professor (Neurology), Specialist Grade-II of Central Health Service (Teaching Specialist Sub- Cadre), Ministry of Health and Family Welfare, (Rs. 10,000-15,200)	2	-	2	2	-
69	Assistant Professor of Preventive and Social Medicine, Specialist Grade-II of Central Health Service (Teaching Specialist Sub- Cadre), Ministry of Health and Family Welfare, (Rs. 10,000-15,200)	1	-	1	1	-
70	Assistant Professor of Paediatrics, Specialist Grade-II of Central Health Service (Teaching Specialist Sub- Cadre), Ministry of Health and Family Welfare, (Rs. 10,000-15,200)	1	-	1	1	-
71	Senior Lecturer (Anesthesiology), Government Medical College, Chandigarh Administration, (Rs. 14,300-18,150)	1	-	1	1	-
Total		28	-	28	23	5

TEACHING-NATURAL SCIENCE						
72	Reader-Cum-Research Officer (Statistics), Central Institute of Indian Languages, Ministry of Human Resource Development, (Rs. 12,000-18,300)	1	-	1	1	-
	Total	1	-	1	1	-
TEACHING-SOCIAL SCIENCE						
73	Lecturer (Chinese), School of Foreign Languages, Ministry of Defence, (Rs. 8,000-13,500)	1	-	1	1	-
74	Reader-Cum-Research Officer (Education), Central Institute of Indian Languages, Ministry of Health and Family Welfare, (Rs. 12,000-18,300)	1	-	1	-	1
75	Lecturer (Criminology), L.N.J.N. National Institute of Criminology and Forensic Science, Ministry of Home Affairs, (Rs. 8,000-13,500)	1	-	1	-	1
76	Reader-Cum-Research Officer (Linguistics), Central Institute of Indian Languages, Ministry of Human Resource Development, (Rs. 12,000-18,300)	3	-	3	1	2
77	Professor in L.N.J.N. National Institute of Criminology and Forensic Science, Ministry of Home Affairs, (Rs. 14,300-18,300)	1	-	1	-	1
78	Lecturer (Bhasha Indonesia), School of Foreign Languages, Ministry of Defence, (Rs. 8,000-13,500)	1	-	1	1	-
79	Lecturer (History of Arts), Government College of Arts, Chandigarh Administration, (Rs. 8,000-13,500)	1	-	1	1	-
80	Lecturer (Psychology), L.N.J.N. National Institute of Criminology and Forensic Science, Ministry of Home Affairs, (Rs. 8,000-13,500)	1	-	1	-	1
81	Lecturer (Pushto), School of Foreign Languages, Ministry of Defence, (Rs. 8,000-13,500)	-	1	1	-	1

82	Lecturer in Dance, Government Arts and Science College, Chandigarh Administration, (Rs. 8,000-13,500)	-	1	1	-	1
83	Lecturer in Music (Instrument), Government Arts and Science college, Chandigarh Administration, (Rs. 8,000-13,500)	-	1	1	-	1
<b>Total</b>		<b>11</b>	<b>2</b>	<b>13</b>	<b>4</b>	<b>9</b>
<b>MISCELLANEOUS</b>						
84	Economic Adviser, Ministry of Finance, (Rs. 18,400-22,400)	1	-	1	-	1
85	Economic Officer, Planning Commission, (Rs. 6,500-10,500)	-	1	1	-	1
<b>Total</b>		<b>1</b>	<b>1</b>	<b>2</b>	<b>-</b>	<b>2</b>
<b>Grand Total</b>		<b>108</b>	<b>38</b>	<b>146</b>	<b>97</b>	<b>49</b>

TABLE-12

Vacancies which could not be filled by State Public Service Commissions, Railway Recruitment Boards and ASRB for want of suitable applicants during the year 2007.

Sl. No.	Designation of the posts and scale of pay	No. of posts	Reservation, if any	Qualification and experience required
1	2	3	4	5
<b>I. ENGINEERING AND TECHNOLOGY</b>				
1.	Assistant Loco Pilot (Rs. 5200-20200)	161	SC -29 ST-91 OBC-23 UR-03 Ex-Sm-15	Matriculation pass and ITI / Act apprenticeship in specified trade i.e., Fitter, or Diploma in Mechanical/Electrical/Electronics Automobile Engineering in lieu of ITI in the following trades: Electrician,, Instrument Mechanic, Mechanic (Radio, TV), Electronic Mechanic, Mechanic (Motor Vehicle, Wireman I Tractor Mechanic, Armature and coil winder, Mechanic (Diesel), Heat Engine, Turner, Machinist, Refrigerator and AC Mechanic.
2.	Junior Engineer Gr- II (Mechanical) (Rs.5000-8000)	56	SC - 07 ST - 08 ExSm - 07	Degree in Mechanical Engineering
3.	Junior Engineer Gr- II (Signal) (Rs.5000-8000)	03	ExSM - 01	Degree in Electrical/ Electronics & Telecommunication Engineering.
4.	Junior Engineer Gr- II (Tele) (Rs.5000-8000)	03	SC-01 ST-01 ExSM - 01	Diploma in Electrical/ Electronics & Telecommunication Engineering.
5.	Station Engineer (Drawing) (Rs.6,500-10,500)	01	ExSM- 01	Degree in Civil Engineering .
6.	Junior Engineer Gr- II (P. Way) (Rs.5000-8000)	19	SC - 02 ST-02	-do-

7.	Junior Engineer Gr- II (Drawing) (Rs.5000-8000)	01	ST-01	Diploma in Civil Engineering.
8.	Junior Engineer Gr- II (Design) (Rs.5000-8000)	01	SC - 01	Diploma in Civil Engineering.
9.	Junior Engineer Gr- II (Technical Management) (Rs.5000-8000)	01	ExSM - 01	Diploma in Civil Engineering.
10.	Junior Engineer Gr- II (Bridge) (Rs.5000-8000)	05	SC-01 ST -01 Ex-Sm -01	Diploma in Mechanical/ Electronics & Telecommunication / Production/ Automobile/ Instrumentation Engineering.
11.	Section Engineer (Electronics) (Rs. 6500-10500)	04	SC-02 ExSM-02	Diploma in Civil/ Mechanical Engineering.
12.	Junior Engineer Gr- II (Electronics) (Rs.5000-8000)	07	SC-02 ExSM-05	Degree in Electrical/ Electronics & Telecommunication Engineering.
13.	Section Engineer (Mechanical) (Rs. 6500-10500)	22	SC-02 ST-04 ExSM-02	Degree in Mechanical Engineering.
14.	Section Engineer (Electrical) (Rs. 6500-10500)	03	SC - 01	Degree in Electrical Engineering.
15.	Section Engineer (P.Way) (Rs. 6500-10500)	04	SC-02	Degree in Civil Engineering.
16.	Section Engineer (Telecommunication) (Rs. 6500-10500)	01	-	Degree in Telecommunication Engineering.
17.	Junior Engineer Grade-II (Electrical) (Rs.5000-8000)	06	SC-02	Diploma in Electrical Engineering.

18.	Junior Engineer Grade-II (Works/Civil) (Rs.5000-8000)	21	ST - 06 -	Degree/Diploma in Civil Engineering.
19.	Technician Gr- III (Brick Layer./Mason) (Rs.3050-4590)	03	ST-03	Course completed Act Apprenticeship/ITI in Brick Layer/Mason trade.
20.	Section Engineer (Printing Press) (Rs.6500-10500)	02	SC -01 ST-01	Degree in Electrical/ Mechanical or Printing Engineering or Printing Technology from recognized University with 2 years experience in Printing Technology.
21.	Technician Gr- III (Machine Offset Printing) (Rs.3050-4590)	02	SC-01 ST-01	ITI in Offset Printing Machines and 3 years experience in quality including Multi-Colour Printing.
22.	Assistant Director of factories & Boilers in Class-II (Rs. 6500-10500)	06	SC-01(w) ST-02(1-w)	Degree in Mechanical Engineering from a recognized University or any qualification declared by the Union or State Public Service Commission as equivalent thereto and should preferably have practical experience of at least two years in a workshop or manufacturing concern of good standing or in design, construction, operation or maintenance of Boilers. The certificate should be obtained from the Competent Authority of the work shop or manufacturing concern, where the candidate gathered practical experience.
23.	Assistant Engineer (Civil) in Class-II (Group-B) (Rs. 6500-10500)	90	SC-15(5-w) ST-20(7-w)	Degree in Civil Engineering from an Indian University or a Diploma in Civil Engineering with 2 years experience.

24	Lecturer in First Grade College Sub: Computer Science (Rs.8000-13500)	18	SC-02 ST-14	1. Master's degree in the concerned subject with 55% of marks. - Provided that in respect of SC and ST candidates the marks shall be 50%.  2. Passed NET.
25	Assistant Executive Engineers (Rs. 9285-19775)	03	ST-01 PH-02	BE/B.Tech/AMIE(A&B) Civil Engineering Branch
26	Assistant Executive Engineers (Rs. 9285-19775)	25	ST- 09 BC- 05 PH-01	BE/B.Tech/AMIE(A&B), B.Sc. (Engg.) in Civil or Mechanical Engineering
27	Lecturers in Govt. Polytechnic (Rs.8000-13500)	09	SC-02 ST-01 PH-06	B.Tech in relevant subject with 55% (Technical) and PG Degree in relevant subject with 55% (for non technical), 50% in case of SC/ST.
28	Assistant Director of Town Planning (Rs.10285-24200)	02	PH-01	BE(Civil) or B.Arch., or MA Geography PG Degree, or Diploma in Town Planning.
29	Inspector of Factories (Rs.10845-25600)	01	BC-01	Degree in Mechanical, Electrical, Chemical or Industrial Engineering.
30.	Town Planner, Class-I (Rs. 10000-15200)	05	ST -02	(1) A Degree in Architecture or in Civil Engg. (2) Post graduate degree or post graduate diploma in City Planning or Town Planning or Traffic and Transportation Planning or Regional Planning or Urban Design. (3) Must have about seven years experience on medium or higher level post in the organisation after obtaining above qualifications. (4) Should have the knowledge of relevant Computer Software and possess knowledge of Gujarati/ Hindi both.

31.	Professor in Civil Engg. (Rs.16400-22400)	05	SEBC -01	Candidate shall possess Ph.D with the degree either at Bachelor's or Master's level with First Class in concerned Discipline of Engg./Technology.
32.	Head of Department (Electrical Engg.) (Rs.12000-18300)	05	SEBC -01	(1) First Class Masters degree in Electrical Engg. Or Technology or equivalent qualification. (2) 5 years experience on responsible post in Teaching, Industry and research gained after acquiring the qualification specified above. (3) Adequate knowledge of Gujarati or Hindi.
33.	Assistant Professor (Mechanical Engg ) (Rs. 12000-18300)	10	ST -01 SEBC -02	(1) Masterr degree in First Class or equivalent qualification or Ph.D with Bachelors degree in Engg. With First Class in concerned discipline in Engg./Technology. (2) A candidate shall possess 5 years experience in Teaching or in Industry or research at appropriate level obtained after acquiring. (3) Knowledge of Gujarati / Hindi.
34.	Assistant Professor Electrical Engg. (Rs. 12000-18300)	12	ST -01 SEBV -03	(1) Masters Degree in First Class or equivalent qualification or Ph.D with Bachelor degree in Engg. with First Class in concerned discipline in Engg. / Technology. (2) A candidate shall possess 5 years experience in Teaching or in Industry or research at appropriate level obtained after acquiring above educational qualifications. (3) Adequate knowledge of Gujarati or Hindi.



35.	Lecturer, (Rs. 8000-13500)	07	SC -01 ST -03	<p><b>For Engineering &amp; Technology Discipline:</b> 1<sup>st</sup> Class Master's/ Bachelor's Degree in the appropriate branch of Engg. Technology, or</p> <p><b>For Non-Engg. Subjects:</b> Good academic record with atleast 55% marks at Master's Degree level in the relevant subject. Besides, candidates should have cleared NET.</p>
36.	Junior Engineer (Civil) Gr- I (Rs. 7450-13000)	05	ST -05	Degree / Diploma in Civil Engineering.
37.	Lecturer, PTI (Rs. 8000-13500)	05	ST -05	<p><b>For Engineering &amp; Technology Discipline:</b> 1<sup>st</sup> Class Master's/ Bachelor's Degree in the appropriate branch of Engg. Technology, or</p> <p><b>For Non-Engg. Subjects:</b> Good academic record with atleast 55% marks at Master's Degree level in the relevant subject. Besides, candidates should have cleared NET.</p>
38.	Lecturer, Mining & Mine Surveying (Technical) (Rs.8000-13500)	07	SC -01 ST -02	First Class graduate degree in Engg. / Technology.
39.	Lecturer, Food Technology (Technical) (Rs.8000-13500)	04	SC -01 ST -01	First Class graduate degree in food technology.

40.	Deputy Town Planner, (Rs.12250-19800)	01	-	Degree in Civil Engg./Architecture/Physical Planning/Diploma in Civil Engg./Architecture and Post Graduate Diploma in Town and Country Planning/ Regional Planning / City Planning. Five years experience in the field of Town & Country Planning/ Regional Planning/City Planning is essential with each qualification mentioned above.
41.	Head of Section, Computer Hardware Maintenance (Rs.12930-20250)	02	-	B.Tech in Computer Engg. with 60% marks and eight years experience in Engineering of which 3 years should be teaching experience.
42.	Boot Foreman Prisons (Rs.5510-8590)	01	-	Diploma in Leather Technology or a first class certificate in the Foreman course from the Central Footwear Training Centre, Chennai.
43.	Head of Section, (Rs.12930-20250)	04	ST-04	1. Degree in the appropriate branch of Engineering / Technology. 2. Five years experience in Engineering Profession of which at least to years should be teaching experience as lecturer.
44.	Assistant Professor (Civil Engineering) (Rs.12000-18300)	01	ST -01	(i) Ph.D Degree with first class degree at Bachelor's / Master's level in appropriate branch of Engineering / Technology. (ii) Three years experience in Teaching / Research at the level of Lecturer or equivalent.
45.	Junior Engineer-II (C&W) (Rs. 5500-9000)	02	ST-02	Diploma in Mechanical / Electrical Engg. or its equivalent.
46.	Technician -III (Carpenter) (Rs. 5000-8000)	18	OBC-03 SC-04	Act Apprenticeship / ITI passed in Carpentry trade.

47.	Technician -III (Painter) (Rs. 5000-8000)	11	OBC-04 SC-01	Act Apprenticeship / ITI passed in Painter trade.
48.	Assistant Driver (Electrical) (Rs. 3050-4590)	37	OBC-03 SC-13	Matriculation pass plus (+) Act Apprenticeship / ITI in following specified trade. Relevant trades are (i) Fitter, (ii) Electrician, (iii) Instruments Mechanic, (iv) Mill Wright/Maintenance mechanic, (v) Mechanic radio and TV (vi) Electronics Mechanic, (vii) Mechanic Motor Vehicle, (viii) Wire Man, (ix) Tractor mechanic, (x) Armature and Coil winder, (xi) Mechanic (Diesel), (xii) Heat Engine , (xiii) Turner, (xiv) Machinist, (xv) Refrigerator and AC Mechanic OR Diploma in Electrical / Mechanical / Electronics Engineering.
49.	Assistant Driver (Diesel) (Rs. 3050-4590)	148	SC-87 ST-34 OBC-11	-Do-
50.	Tech.III (Fitter) (Rs. 5000-8000)	10	ExSM-10	Act Apprenticeship/ITI passed in Fitter trade.
51.	Junior Engineer-II (Drg./S&T) (Rs. 5000-8000)	01	SC-01	Diploma in Electronics / Electrical / Telecommunication Engg. or its equivalent.
52.	Principal for Govt. Technological Colleges (Rs. 18400-22400)	01	-	(i) Doctorate degree with a first class degree at bachelor's or Master's level in Leather Technology / Information Technology / Computer Science & Engineering. In addition, a candidate should be an eminent person in the field;  (ii) 15 years experience in Teaching/Research/Industry out of which 5 years must be at the level of Professor in Engineering/Technology.

53.	Professor of Electronics & Communication Engg. for Govt. Engg. (Rs.16400-22400)	01	ST-01	(i) Doctorate degree with a first class degree at bachelor's or Master's level in the appropriate branch of Engineering/Technology.  (ii) 10 years's experience in Teaching/Research/Industry out of which 5 years' must be at the level of Assistant Professor or equivalent.
54.	Professor of Electrical Engg. (Rs. 16400-22400)	01	-	(i) Doctorate degree with a first class degree at Bachelor's or Master's level in the appropriate branch of Engineering/Technology.  (ii) 10 year's experience in Teaching/Research/Industry out of which 5 years' must be at the level of Assistant Professor or equivalent.
55.	Professor of Computer Science & Engg. (Rs. 16400-22400)	09	SC-02 BC-01	(i) Doctorate degree with a first class degree at Bachelor's or Master's level in the appropriate branch of Engineering/Technology.  (ii) 10 year's experience in Teaching/Research/Industry out of which 5 years' must be at the level of Assistant Professor or equivalent.
56.	Asstt. Professor of Electronics & Communication Engg (Rs. 12000-18300)	04	SC-02	(i) Doctorate degree with a first class degree at Bachelor's or Master's level in the appropriate branch of Engineering/Technology.  (ii) 3 year's experience in Teaching/Research/Industry in the appropriate field at the level of Lecturer or equivalent.

57.	Asstt. Prof. of Mechanical Engg. (Rs. 12000-18300)	01	BC-01	-Do-
58.	Lecturer in Ceramic Technology (Rs. 8000-13500)	01	SC-01	First class Bachelor's degree or first class Master's degree in the appropriate branch of Engineering / Technology.
59.	Lecturer in Ceramic Art & Pottery (Rs. 8000-13500)	01	ST-01	(i) Master's degree in Ceramic and Pottery / Ceramic Technology or equivalent degree or  5 years diploma course with at least 55% marks and two years teaching / professional experience in Ceramic Pottery and  (ii) At least two years teaching professional experience in Ceramic Pottery.
60.	Lecturer in Instrumentation Technology (Rs.8000-13500)	01	ST-01	(i) 1 <sup>st</sup> class Bachelor's degree or first class post graduate degree in instrumentation Engineering / Technology or a 1 <sup>st</sup> class diploma in Electronics or Electronics & Telecommunication Engineering or Electrical Engineering with post diploma qualifications in Instrumentation Engineering / Technology. (ii) Two years experience in Teaching/Research/Industry after acquiring qualifications mentioned above. (iii) Special knowledge in process control, Instrumentation; or Micro-Processor controlled Instrumentation. (iv) Good power of expression in Bengali / Nepali spoken and written.

61.	Lecturer in Automobile Engineering (Rs. 8000-13500)	01	ST-01	<p>(i) 1<sup>st</sup> class Bachelor's degree in Automobile Engineering or in Mechanical Engineering with Automobile Engineering as special subject / elective or equivalent;</p> <p>(ii) 2 years experience in teaching/research or industry;</p> <p>(iii) Special knowledge in maintenance of various types of Automobile</p> <p>(iv) Good power of expression in Bengali-spoken and written.</p>
62.	Lecturer in Electrical Engineering (Rs. 8000-13500)	04	ST-02 BC-01 PH-01	<p>(i) 1<sup>st</sup> class bachelor's degree in appropriate branch of Engineering.</p> <p>(ii) 2 years experience in teaching/Research/Industry;</p> <p>(iii) Special knowledge in one or more subjects in the following branches of Engineering -Computer Network, Non-conventional energy, Process control &amp; Instrumentation and Utilisation &amp; Traction Industrial Heating &amp; Drives</p> <p>(iv) Good power of expression in Bengali - spoken and written.</p>
63.	Lecturer in Electronics & Telecommunication (Rs. 8000-13500)	03	ST-01 BC-01 PH-01	<p>1<sup>st</sup> class bachelor's degree in appropriate branch of Engineering and Telecommunication Engineering;</p> <p>(ii) 2 years experience in teaching/Research/Industry;</p> <p>(iii) Special knowledge Computer Network, Medical Electronics, P.C. Hardware maintenance.</p> <p>(iv) Good power of expression in Bengali - spoken and written.</p>

64.	Lecturer in Mechanical Engineering (Rs. 8000-13500)	04	SC-02 ST-02	<p>1<sup>st</sup> class bachelor's degree in appropriate branch of Engineering or equivalent. Appropriate branch –Mechanical Engineering.</p> <p>(ii) 2 years experience in teaching/Research/Industry.</p> <p>(iii) Special knowledge in one or more subjects in the following branches or Engineering – Automobile Engg., CAD-CAM, Non-conventional energy sources, Power Plant Engg., Refrigeration &amp; Air conditioning.</p> <p>(iv) Good power of expression in Bengali - spoken and written.</p>
65.	Lecturer in Civil Engineering (Rs. 8000-13500)	08	SC-05 ST-02 PH-01	<p>(i) 1<sup>st</sup> class bachelor's degree in appropriate branch of Engineering or equivalent. Appropriate branch –Civil Engineering,</p> <p>(ii) 2 years experience in Teaching / Research / Industry;</p> <p>(iii) Special knowledge in one or more subjects in the following branches or Engineering – Advanced Transport Engg., Concrete Technology, Environmental Engg., Design of RCC Structure.</p> <p>(iv) Good power of expression in Bengali - spoken and written.</p>
66.	Inspector of Boilers (Rs. 10000-15525)	01	ST-01	<p>(i) Degree in Mechanical Engineering or equivalent;</p> <p>(ii) 3 years experience as a practical engineer on the design, construction, repair, fabrication and maintenance or working of steam engines and boilers and their ancillaries.</p>

67.	Junior Assistant Architect (Rs. 8000-13500)	04	SC-01 ST-01	Degree in Architecture or equivalent qualification with one year experience in an Architects Office or with the Architectural Department.
68.	Assistant Engineer (Electrical) (Rs. 8000-13500)	04	ST-03 BC-01	Degree in Electrical Engineering.
69.	Sub – Asstt. Engineer (Civil) (Rs. 4500-9700)	222	ST -201 PH -21	Diploma in Civil Engineering.
70.	Sub – Asstt. Engineer (Mech) (Rs. 4500-9700)	05	SC -04 PH -01	Diploma in Mechanical Engineering.
71.	Sub – Asstt. Engineer (Elec.) (Rs. 4500-9700)	03	ST -03	Diploma in Electrical Engineering.
72.	Motor Vehicles Inspector (Technical) (Rs.4650-10175)	07	ST -05 PH -01	(i) Pass in School Final or its equivalent. (ii) Diploma in Automobile or mechanical Engineering. (iii) Two years' experience in an Automobile Workshop. (iv) Driving License for Heavy Vehicles.
73.	Section Engineer (Bridge) (Rs. 6500-10500)	01	ST-01	4 years Engineering Degree in Civil.
74.	Technician Gr-III (Fitter) (Rs. 3050-4590)	18	ST-06 ExSM-09	Matriculation plus ITI / Course completed Act Apprentice in Fitter trade.
75.	Technician Gr-III (Electrical Fitter) (Rs.3050-4590)	109	ST-109	-Do-
76.	Technician Gr-III (Diesel Mechanic) (Rs.3050-4590)	145	SC-23 ST122	Matriculation plus ITI / Course Completed Act Apprentice in Diesel Mechanic trade.
77.	Technician Gr-III (Armature Winder) (Rs.3050-4590)	09	SC-01 ST-01 OBC-03 ExSM-01	Matriculation plus ITI / Course Completed Act Apprentice in Diesel Mechanic trade.



78.	Technician Gr-III (Crane Driver) (Rs.3050-4590)	06	SC-02	Matriculation plus ITI / Course Completed Act Apprentice in Crane Driver trade.
79.	Signal Maintainer Gr-II (Rs. 4000-6000)	05	SC-02 ST-02 ExSM-01	A pass in first year of Bachelor of Science (Physics) or Higher Secondary (10+2) in Science with Mathematics & Physics and worked as Casual ESM for 2 years in S&T Deptt. of Indian Railways.

## II. AGRICULTURAL/VETERINARY SCIENCE (INCLUDING TEACHING)

1.	Assistant Conservator of Forest in class-II (Group-B) (Rs. 6500-10500)	24	SC-04(1-w) ST-05(2-w)	a) Bachelor's Degree or Master's Degree with Physics, Chemistry, Botany, Zoology, Geology or Forestry. or b) Master's Degree in Mathematics, Statistics or Economics provided that he/she has completed his/her Graduate in Science. or c) Bachelor's Degree in Mechanical, Civil Chemical or Electrical Engineering. or d) Bachelor's Degree in Agriculture, Agricultural Engineering or Animal Husbandry & Veterinary Science.
2.	Assistant Horticulture Officer (Rs.6000-11200)	262	SC-62 ST-12	B.Sc. in Horticulture.
3.	Veterinary Officer (Rs.12000-22650)	40	SC-08 ST-01	Degree in Veterinary Science.
4.	Assistant Director in Horticulture (Rs.10285-24200)	05	SC-01 ST-01 BC-02 PH-01	M.Sc (Horticulture) with basic Degree in Horticulture.
5.	Agriculture Officer (Rs.7450-13000)	08	ST-08	Degree in Agriculture.

6.	Fishery Officer (Rs.6550-12300)	13	ST -13	BFSc or BSc with Zoology Trained in Indian fishery course.
7.	Veterinary officer, (Rs.7450-15000)	37	ST -30 SC -07	Degree in Veterinary Science.
8.	Milk Procurement and Distribution Officer (Rs. 6500-10500)	03	SC-01 ST-01 DT-01	B.Sc. (Agriculture / Food Technology / Nutrition / Biochemistry / Chemistry / Microbiology) with three year of experience as post equivalent to Assistant milk Distribution Officer / B.Tech. (Diary Technology) / B.V.Sc.
9.	Veterinary Surgeon Gr-II (Rs.11070-18450)	01	ST -01	A degree in Veterinary Science with working knowledge in Malayalam.
10.	Mining Officer, Class-II, (Rs.6400-10640)	01	Visually Impaired	M.Sc Degree in Geology or Applied Geology or B.Sc(Hons.) in Geology or Applied Geology or B.E. (Mining Engg) with at least 3 years experience in Mining.
11.	Assistant Engineer(Mech), Class-I (Rs.7880-12500) with start of Rs.8000/- (entry scale)	01	OH	Degree in Electrical Engineering.
12.	Director, Salary & allowances decided by State Govt., (Rs. 14300-18300)	01	-	Post graduate degree in Veterinary Science. Exp: 15 years experience as Veterinary Doctor.
13.	Asstt. Mychologist/Plant Pathologist (Rs. 8000-13500)	01	PH-01	First class in Bachelor's degree or Master degree in Agriculture.
14.	Deputy Dairy manager (Quality Control) (Rs. 8000-13500)	01	SC-01	2 <sup>nd</sup> class M.Sc. Degree in applied Chemistry / Bio-Chemistry / Organic Chemistry / degree / diploma in Dairy Science / Dairy Technology/Food Engg./Food Technology, plus post Graduate degree or diploma in Bacteriology or Microbiology; with 3 years' experience of work or research in quality control laboratory of a Modern Dairy Plant.

15.	Dy. Director A.R.D. (Microbiology) (Rs. 10000-15525)	01	SC-01	<p>(i) Master's degree in Veterinary Science in any specialities dealing with disease diagnosis/disease eradication/veterinary biological production and allied matter.</p> <p>(ii) Eight years experience in total in the field / laboratory in eradication of disease / disease diagnosis and eradication / biological production / disease investigation of with at least five years experience should be in the State / Central Govt. Service or experience in the State / Central Government undertaking farms or in any joint sector farm under the Control of State / Central Govt.</p> <p>(iii) Knowledge of Bengali / Nepali and English spoken and written.</p>
16.	Assistant Agricultural Marketing Officer (Jute Grading) (Rs. 4000-8850)	01	SC-01	<p>(i) Degree in Science with Chemistry/Agriculture as one of the subjects.</p> <p>(ii) Two years' experience in grading of Jute or other Agricultural commodities.</p> <p>(iii) Knowledge of Bengali – spoken and written.</p>
17.	Asstt. Dairy Engineer (Rs. 8000-13500)	01	ST-01	<p>(i) Degree in Mechanical / Electrical / Agricultural / Dairy / Chemical Engineering or Equivalent.</p> <p>(ii) Practical experience for two years of plant maintenance in a production factory using steam and equipment for refrigeration.</p>

III. MEDICAL (INCLUDING TEACHING)					
1.	Laboratory Superintendent GR--III (Rs.5000-8000)	01	UR - 01	Bachelor degree in Science with Bio-Chemistry/ Microbiology/Life Science and Diploma in Medical Laboratory Technology (DMLT) or Bachelors degree in Medical Technology (Laboratory).	
2.	Staff Nurse (Rs. 5000-8000)	01	ST-01	3 years course in general Nursing and Midwifery or B.Sc.(Nursing).	
3.	Dietician (Rs. 3050-4500)	01	-	B.Sc (Science Graduates) with Diploma in Dietics. Experience of practical work in Hospital for two years shall be preferred.	
4.	Assistant Surgeon in Class-II, (Group-B) (Rs. 6500-10500)	490	SC-100 (33-w) ST-145 (48-w)	MBBS or equivalent	
5.	Professor of Pharmaceutics (Rs.14300-19250)	01	SC-01	<p>1. Ph.D in Pharmacy with 1<sup>st</sup> Class either at Bachelor degree in Pharmacy or M.Pharma degree in Pharmaceutics / Industrial Pharmacy OR must possess M.Pharma degree in Pharmaceutics/Industrial Pharmaceutical Industry concerned with manufacture of Drugs &amp; Research in formulation &amp; Drug Development of Allopathy drugs which is significant &amp; can be recognized as equivalent to Ph.D degree.</p> <p>2. Must have 10 years experience in teaching at degree level in Pharmacy or post-graduate level out of which 5 years must be at the level of Asstt. Professor in Pharmaceutics/Industrial Pharmacy or at a Senior Level in Industry/Research.</p>	

6.	Professor of Pharmacology (Rs. 14300-19250)	01	-	<ol style="list-style-type: none"> <li>1. Ph.D in Pharmacy with 1<sup>st</sup> degree in Pharmacy or M. Pharma degree in Pharmacology OR must possess M.Pharma degree in Pharmacology with 1<sup>st</sup> Class &amp; with Professional works involving research in Pharmacology or clinical research.</li> <li>2. Must have 10 years experience in Teaching at the degree level in Pharmacy or Post-graduate level in Pharmacology / Research in Pharmacology / Clinical Research in clinical evaluation, out of which 5 years must be at the level of Asstt. Professor in Pharmacology or at a senior level.</li> </ol>
7.	Lecturer (Pharmacology) (Rs.8000-13500)	01	ST-01	Must possess Bachelor's degree in Pharmacy & M.Pharma degree in Pharmacology with 1 <sup>st</sup> Class either at bachelor's degree in Pharmacy or M.Pharma degree.
8.	Lecturer (Pharmacology) (Rs.8000-13500)	01	ST-01	Must possess Bachelor's degree in Pharmacy & M.Pharma degree in Pharmacology with 1 <sup>st</sup> Class either at bachelor's degree in Pharmacy or M.Pharma degree.
9.	Civil Assistant Surgeon in IMS (Rs. 11715-73515)	28	SC-02 ST-02 BC-13 OC-02 PH-09	MBBS
10.	Tutor in Physiology (Rs. 8000-13500)	15	PH -01	MBBS / M. Sc (Medical Physiology)
11.	Tutor in Anatomy (Rs. 8000-13500)	13	ST-02	MBBS / M. Sc (Medical Anatomy)
12.	Tutor in Bio-Chemistry (Rs. 8000-13500)	06	ST-01	MBBS / M. Sc (Medical Bio-Chemistry)

13.	Tutor in Forensic Medicine (Rs. 8000-13500)	09	ST -01	MBBS
14.	Assistant Professor in Pharmacology (Rs. 8000-13500)	15	ST-02	M.D. (Pharmacology) / MBBS with Ph.D (Medical Pharmacology) / M.Sc (Medical Pharmacology) with Ph.D (Medical Pharmacology) / M.Sc. (Medical Pharmacology) with D.Sc. (Medical Pharmacology) with three years teaching experience in the concerned subject.
15.	Assistant Professor in Paediatrics (Rs.8000-13500)	32	ST-01	M.D (Paediatrics) with three years teaching experience in the concerned subject.
16.	Assistant Professor In Orthopaedic (Rs.8000-13500)	27	ST-04	M.S. (Orthopaedics) / M.D (Orthopaedics) with three years teaching experience in the subject.
17.	Assistant Professor in Physiology (Rs.8000-13500)	12	ST-02	M.D. (Physiology)/MBBS with M.Sc. (Physiology)/M.Sc. (Medical Physiology) with Ph.D. (Medical Physiology)/M.Sc (Medical Physiology) with D.Sc. (Medical Physiology) with three years teaching experience.
18.	Associated Professor in Radio Diagnosis/ Rdiology (Rs.12000-18000)	26	SC-02 ST-04	M.D (Radio Diognosis)/M.D (Radiology)/M.S. (Radiology) with five years teaching experience in the concerned subject as Assistant Professor. Desirable minimum of four research publications indexed in index Medical / National journals.
19.	Dean Medical College & The Medical Superintendent of the Teaching Hospital (Rs.18400-22400)	08	ST-01	(1) MBBS Degree and  (2) A post Graduate Degree in a Medical subject.

20.	Associate Professor in (Microbiology) (Rs. 12000-18000)	11	SC-01 ST-02	M.D (Bacteriology) / M.D. (Microbiology) / MBBS with M.Sc. (Medical Bacteriology) / M.Sc (Medical Bacteriology) with Ph.D (Medical Bacteriology) / M.Sc.(Medical Bacteriology) with Ds.C. (Medical Bacteriology) / M.Sc. (Medical Microbiology) with Ph.D.(Medical Microbiology) / M.Sc. (Medical Microbiology) with D.Sc.(Medical Microbiology) with five years teaching experience.
21.	Professor in Physiology (Rs.14300-22400)	06	ST-01	M.D (Physiology) / MBBS with M.Sc. (Physiology) / M.Sc. (Medical Physiology) with Ph.D (Medical Physiology) / M.Sc.(Medical Physiology) with D. Sc(Medical Physiology).  Experience as Associate Professor (Reader) for four years in the concerned subject.
22.	Asistant Professor (Dermatology, Venereology & Leprosy) (Rs. 8000-13500)	07	ST-01	M.D.(Dermatology & Venereology) / M.D. (Dermatology, Venereology & Leprosy) / M.D.(Dermatology) / M.D.(Dermatology including Venereology) / M.D. (Dermatology including Venereology / Leprosy) / M.D.(Medicine) with D.V.D. or D.D. with three years teaching experience.
23.	Assistant Professor in Biochemistry (Rs.8000-13500)	10	SC-01 ST-01	M.D. (Biochemistry) / MBBS with Ph.D (Medical Biochemistry) / M.Sc (Medical Biochemistry) with Ph.D.(Medical Biochemistry) / M.Sc. (Medical Biochemistry) with D.Sc. (Medical Biochemistry) with three years teaching experience.

24.	Associate Professor in Pharmacology (Rs.12000-18000)	10	SC-01 ST-01	M.D. (Pharmacology) / MBBS with Ph.D(Medical Pharmacology)/M.Sc.(Medical Pharmacology) with Ph.D.(Medical Pharmacology)/M.Sc.(Medical Pharmacology) with D.Sc. (Medical Pharmacology) with five years teaching experience in the concerned subject as Assistant Professor. <b>Desirable:</b> Minimum of four research publications indexed in index Medical / National Journals.
25.	Associate Professor in Physiology (Rs.12000-18000)	02	ST-1	M.D (Physiology) / MBBS with M.Sc. (Physiology) / M.Sc. (Medical Physiology) with Ph.D (Medical Physiology) / M.Sc.(Medical Physiology) with Ds.C. (Medical Physiology).  Experience as Associate Professor (Reader) for four years in the concerned subject.  <b>Desirable:</b> Minimum of four research publications indexed in index Medical/ National Journals.
26.	Associate Professor in Plastic Surgery (Rs.12000-18000)	06	ST -01	M.Ch. (Plastic Surgery) / M.Ch.(Plastic Reconstructive Surgery) with five years experience.  <b>Desirable:</b> Minimum of four research publications indexed in index Medical/ National Journals.
27.	Tu tor in Radiology (Rs.8000-13500)	08	SC-01 ST -02	M.B.B.S.



28.	Associate Professor in Forensic Medicine (Rs. 12000-18000)	11	ST -02	M.D.(Forensic Medicine) with five years teaching experience in the concerned subject.  <b>Desirable:</b> Minimum of four research publications indexed in index Medical/ National Journals.
29.	Associate Professor in Anatomy (Rs. 12000-18000)	09	ST -01	M.S.(Anatomy)/M.B.B.S. with M.Sc.(Medical Anatomy) / M.Sc.(Medical Anatomy) with Ph.D.(Medical Anatomy) / M.Sc.(Medical Anatomy) with D.Sc.(Medical Anatomy)with five years teaching experience in the concerned subject.  <b>Desirable:</b> Minimum of four research publications indexed in index Medical/ National Journals.
30.	Orthopaedic Surgeon (Rs. 10000-15200)	09	SEBC-01 ST- 02 SC - 01	1. M.B.B.S. 2. M.S. (Ortho)
31.	Physician (Rs. 10000-15200)	02	SEBC-02	1. M.B.B.S. 2. M.D. (Medicine)
32.	Paediatrician (Rs. 10000-15200)	06	ST-02 SEBC-04	1. M.B.B.S. 2. M.D. (Paediatrics)
33.	Pathologist (Rs. 10000-15200)	02	ST-01 SEBC-01	1. M.B.B.S. 2. M.D. (Patho)
34.	Addl. District Health Officer (Rs. 10000-15200)	19	SC-01 ST-03 SEBC-06	1. P.G. in Medicine. 2. P.G. Degree / Diploma in P&S Medicine. 3. Five yrs. administration experience.
35.	Pathologist (Rs. 10000-15200)	06	ST-01 SEBC-02	1. M.B.B.S. 2. P.G. in Pathology
36.	Lecturer (Rs. 10000-15200)	10	SC-01 ST-02 SEBC-02	1. M.D. (Ayurved) 2. Five yrs. teaching experience.
37.	Radiologist (Rs. 10000-15200)	21	ST-03 SEBC-05	1. M.B.B.S. 2. P.G. in Radiology

38.	Medical Officer (Ayurvedic) (Rs.7800-13500)	02	ST -02	BAMS Degree in Ayurveda
39.	Senior Demonstrator (Physiology) (Rs. 18400-22400)	01	ST -01	M.B.B.S. / M.Sc. (Medical Physiology for Non- Medical Persons)
40.	Lecturer in Urology (Rs.8000-13500)	02	SC-01	M.Ch (Urology)
41.	Lecturer in Forensic Medicines (Rs. 10000-15200)	14	ST-03 DT-01 OBC-02	M.D. (Forensic medicines)
42.	Lecturer in Biochemistry (Rs. 10000-15200)	10	SC-01 ST-01 OBC-02	M.D. (Biochemistry) / M.B.B.S. with M.Sc. (Med. Biochemistry) / M.Sc. (Med. Biochemistry with Ph.D. (Med. Biochemistry).
43.	Lecturer in TB Chest Diseases (Rs. 10000-15200)	06	ST-01 DT-02	M.D. (Tuberculosis) / M.D. (TB and Respiratory disease)
44.	Lecturer in Neurology (Rs. 10000-15200)	03	SC-01	D.M. (Neurology)
45.	Lecturer in Cardiology (Rs. 10000-15200)	26	SC-02 ST-02 DT-01 NT-02 OBC-05	D.M. (Cardiology)
46.	Lecturer in Psychiatry (Rs. 10000-15200)	11	SC-01 ST-01 DT-01 OBC-01 PH-01	M.D. (Psychiatry) / M.D. (Physiological med.) / M.D. in Medicine with diploma in physiological medicine.
47.	Lecturer in Thoracic surgery (Rs. 10000-15200)	06	SC-01 ST-01 SBC-01	M.Ch. (Cardio-vascular and thoraces - surgery) / M.Ch. (Cardiac surgery)
48.	Lecturer in Radio Therapy (Rs. 10000-15200)	02	SC (PH)-01	M.D. (Radio Therapy) / M.D. or M.S (Radiology)
49.	Professor in Radio Therapy (Rs. 12000-18000)	02	ST-01	M.D. (Radio Therapy) / M.D. or M.S (Radiology) and four year experience as associate professor.

50.	Professor in Urology (Rs. 12000-18000)	01	-	M.Ch. (Urology) and four year experience as associate professor in Urology in medical college.
51.	Professor in Nephrology (Rs. 12000-18000)	01	-	D.M. (Nephrology) and four year experience as associate professor in Nephrology in medical college.
52.	Professor in Neuro-Surgery (Rs. 12000-18000)	01	-	M.Ch. (Neuro-surgery) and four year experience as associate professor in Neuro surgery in medical college.
53.	Professor in Orthodontia (Rs. 12000-18000)	02	SC-01	1. Bachelor of dental surgery or equivalent degree. 2. Master or higher degree in dentistry in the subject concerned. 3. Not less than 5 years of teaching experience in concerned subject.
54.	Lecturer in Anatomy (Rs.8000-13500)	09	SC-01 ST-02 SBC-01	M.S. or M.D. (Anatomy) / M.B.B.S. with M.Sc. (Anatomy)
55.	Lecturer in Forensic Medicine (Rs.8000-13500)	02	OBC-01	M.D. (Forensic medicines)
56.	Lecturer in Preventive Social medicine (Rs.8000-13500)	05	ST-01	M.D. (Preventive & Social medicine)
57.	Lecturer in Pharmacology (Rs.8000-13500)	09	ST-01 NT-03 SBC-01	M.S. or M.D. (Pharmacology) / MBBS with M.Sc. (Pharmacology)
58.	Lecturer in Anesthesiology (Rs.8000-13500)	13	ST-01 NT-01	M.D. or M.S. (Anesthesiology)

58.	Lecturer in Anesthesiology (Rs.8000-13500)	13	ST-01 NT-01	M.D. or M.S. (Anesthesiology)
59.	Lecturer in Radiology (Rs. 8000-13500)	10	ST-03 OBC-03	M.D. or M.S. (Radiology) or M.D. (Radio-therapy)
60.	Lecturer in Pediatrics (Rs. 10000-15200)	06	NT-01 SBC-01 OBC-01	M.D. (Pediatrics)
61.	Lecturer in Skin and V.D. (Rs. 10000-15200)	03	OBC-01 DT-01	M.D. (Derm. & Veny) / M.D. (Derm. & Lapsy) / M.D.(Dermatology).
62.	Lecturer in General Medicine (Rs. 10000-15200)	06	OBC-01	M.D. (Medicine) or M.D. (General medicine).
63.	Lecturer in Tuberculosis Diseases and Chest (Rs. 10000-15200)	01	OBC-01	M.D. (Tuberculosis) or M.D. (Tuberculosis and Respiratory disease).
64.	Lecturer in Biochemistry (Rs.8000-13500)	12	ST-03 DT-01 NT-02	M.D. (Biochemistry) / M.B.B.S. with M.Sc. (Med. Biochemistry) / M.Sc. (Med. Biochemistry ) with Ph.D. (Med. Biochemistry).
65.	Ayurveda Medical Officer (Rs. 8000-13500)	83	S C -47 ST -60 PH -05	5 years degree from any approved University.
66.	Analyst Grade-III (Rs.6675-10550)	02	SC -01 ST- 01	1. Degree in Pharmacy or Pharmaceutical Chemistry (B.Pharm) and 2. Not less than one year experience in analysis in all classes of drugs.
67.	Assistant Professor, Anatomy (Rs. 16350-20100)	05	SC-01 OBC-01	(i) M.S. (Anatomy) / M.D. (Anatomy)/MBBS with M.Sc (Medical Anatomy) with Ph.D (Medical Anatomy)/M.Sc. (Medical Anatomy) with D.Sc. (Medical Anatomy). (ii) At least three years teaching experience as Lecturer / Registrar / Demonstrator / Resident after doing post graduation in the concerned speciality in any recognized Medical college.

68.	Assistant Professor, Physiology (Rs. 16350-20100)	01	-	<p>(i) M.D. (Physiology)/MBBS with M.Sc (Physiology)/ M.Sc (Medical Physiology) with Ph.D (Medical Anatomy)/M.Sc. (Medical Anatomy) with D.Sc. (Medical Anatomy).</p> <p>(ii) At least three years teaching experience as Lecturer / Registrar / Demonstrator / Resident after doing post graduation in the concerned speciality.</p>
69.	Assistant Professor, Pathology (Rs. 16350-20100)	01	SC-01	<p>(i) M.D. (Pathology) / Ph.D. (Pathology) / D.Sc. (Pathology) / D.Sc. (Pathology).</p> <p>(ii) At least three years teaching experience as Lecturer / Registrar / Demonstrator / Resident after doing post graduation in the concerned speciality.</p>
70.	Assistant Professor, Forensic Medicine (Rs. 16350-20100)	01	-	<p>(i) M.D. (Forensic Medicine) / M.D. (Pathology) / M.D. / M.R.C.P.in Medicine / Diploma in Medical Jurisprudence.</p> <p>(ii) At least three years teaching experience as Lecturer / Registrar / Demonstrator / Resident after doing post graduation in the concerned speciality.</p>
71.	Assistant Professor, General Surgery (Rs. 16350-20100)	01	OBC-01	<p>(i) M.S. (Surgery/Gen. Surgery) F.R.C.E.</p> <p>(ii) At least three years teaching experience as Lecturer / Registrar / Demonstrator / Resident after doing post graduation in the concerned speciality.</p>

72.	Assistant Professor, CTV (Rs. 16350-20100)	01	-	<p>(i) M.Ch. C.T.S.2/3 years course as recognized by M.C.I. after M.S. Surgery or MBBS and 5 years direct course leading to M.Ch. CTS.</p> <p>(ii) At least three years teaching experience as Lecturer / Registrar / Demonstrator / Resident after doing post graduation in the concerned speciality.</p>
73.	Assistant Professor, Chest & TB (Rs. 16350-20100)	01	-	<p>(i) M.D. (Tuberculosis) / M.D., M.R.C.P. in Medicine with T.D.D./ D.T.D. or D.T.C.D.</p> <p>(ii) At least three years teaching experience as Lecturer / Registrar / Demonstrator / Resident after doing post graduation in the concerned speciality.</p>
74.	Professor Psychiatry (Rs. 18600-22100)	01	-	<p>(i) M.D. (Psychiatry), M.D. (Psychological Medicine) speciality Board of Psychiatry &amp; Neurology (USA), M.D./M.R.C.P. in Medicine with Diploma in Psychological Medicine.</p> <p>(ii) At least three years teaching experience as Lecturer / Registrar / Demonstrator / Resident after doing post graduation in the concerned speciality.</p>
75.	Professor Oral Medicine & Radiology, (Rs. 18600-22100)	01	-	<p>A recognized BDS Degree from the Indian University constituted under the Statue or an equivalent qualification and having recognized post graduation degree or its equivalent in the concerned speciality and possess at least five years teaching experience as Reader/Assistant Professor Dentistry in a Dental college recognized by the Dental Council of India in the concerned speciality after doing post graduation in the concerned speciality.</p>

76.	Assistant Professor Microbiology. (Rs. 16350-20100)	01	-	<p>(i) M.D. (Bacteriology) / M.D. (Microbiology) / MBBS with M.Sc. (Medical Bacteriology) / M.Sc. (Medical Microbiology) / Ph.D (Medical Bacteriology) / M.Sc. (Medical Microbiology) with D.Sc. (Medical Bacteriology) / M.Sc. (Medical Microbiology) / M.Sc. (Medical Microbiology) with D.Sc. (Medical Microbiology).</p> <p>(ii) At least three years teaching experience as Lecturer / Registrar / Demonstrator / Resident after doing post graduation in the concerned speciality.</p>
77.	Associate Professor Anatomy (Rs.16350-20100+400 S.P.)	02	-	<p>(i) M.S. (Anatomy) / M.D. (Anatomy)/MBBS with M.Sc. (Anatomy)/M.Sc. (Medical Anatomy) with Ph.D. (Medical Anatomy)/ M.Sc. (Medical Anatomy) with D.Sc. (Medical Anatomy).</p> <p>(ii) At least five years teaching experience as Asstt. Professor in concerned speciality failing which an Asstt. Professor having 6 years teaching experience as Asstt. Professor and lecturer combined in the concerned speciality after post graduation.</p>
78.	Professor Oral & Pathology. (Rs. 18600-22100)	01	-	-Do-
79.	Asstt. Professor Operative Dentistry. (Rs. 18600-22100)	01	-	-Do-

80.	Assistant Professor Periodontics. (Rs. 16350-20100)	01	-	A recognized BDS Degree from the Indian University constituted under the Statute or an equivalent qualification and having recognized post graduation degree or its equivalent in the concerned speciality and possess at least three years teaching experience as Lecturer (Dentistry) in a Dental college recognized by the Dental council of India in the concerned speciality after doing post graduation in the concerned speciality.
81.	Assistant Professor Paedodontics, (Rs. 18600-22100)	01	-	-Do-
82.	Assistant Professor Oral Medicine & Radiology, (Rs. 18600-22100)	01	-	-Do-
83.	Assistant Professor Operative Community Dentistry. (Rs. 18600-22100)	01	-	-Do-
84.	Lecturer Prosthodontics, (Rs. 7880-13500)	03	-	(i) Master Degree in Prosthodontics. (ii) A recognized BDS Degree.
85.	Lecturer Conservative Dentistry, (Rs. 7880-13500)	03	-	(i) Master Degree in Conservative Dentistry. (ii) A recognized BDS Degree from the Indian University.
86.	Lecturer Oral Surgery, (Rs. 7880-13500)	02	-	(i) Master Degree in Oral Surgery. (ii) A recognized BDS Degree from the Indian University.
87.	Lecturer Periodontics, (Rs. 7880-13500)	02	-	(i) Master Degree in Periodontics. (ii) A recognized BDS Degree from the Indian University.
88.	Lecturer Oral Pathology, (Rs. 7880-13500)	02	-	(i) Master Degree in Oral Surgery. (ii) A recognized BDS Degree from the Indian University.



89.	Lecturer Oral Medicine, (Rs. 7880-13500)	01	-	(i) Master Degree in Oral Medicine. (ii) A recognized BDS Degree from the Indian University .
90.	Lecturer Community Dentistry, (Rs. 7880-13500)	01	-	(i) Master Degree in Community Dentistry. (ii) A recognized BDS Degree from the Indian University.
91.	Lecturer Paedodontics, (Rs. 7880-13500)	01	-	(i) Master Degree in Paedodontics. (ii) . A recognized BDS Degree from the Indian University.
92.	Medical Officer, (Rs. 7880-13500) With initial start of Rs. 8000	126	ExSM-10 PH-59 SC-03 ST-33 OBC-21	Recognised Medical qualification / MBBS
93.	Assistant Professor Gastroenterology, (Rs. 16350-20100)	01	-	(i) D.M. Gastroenterology 2/3 years course as recognized by M.C.I. after m.D. Medicine, or MBBS and 5 years direct course leading to D.M. Gastroenterology. (ii) At least three years teaching experience as Lecturer / Registrar / Demonstrator / Resident after doing post graduation in the concerned speciality in any recognized Medical College.
94.	Assistant Professor Community Medicine, (Rs. 16350-20100)	02	SC-01 OBC-01	(i) M.D. (Social & Preventive Medicine) speciality Board of Social and Preventive Medicine (U.S.A.). (ii) At least three years teaching experience as Lecturer / Registrar / Demonstrator / Resident after doing post graduation in the concerned speciality in any recognized Medical College.

95.	Assistant Professor Physiology, (Rs. 16350-20100)	02	-	<p>(i) M.D. (Physiology) / MBBS with M.Sc. (Physiology) / M.Sc.(Medical Physiology) with Ph.D. (Medical Anatomy) / M.Sc. (Medical Anatomy) with D.Sc. (Medical Anatomy).</p> <p>(ii) At least three years teaching experience as Lecturer / Registrar / Demonstrator / Resident after doing post graduation in the concerned speciality in any recognized Medical College.</p>
96.	Medical Officer (Ayurveda) (Rs.6500-10500)	32	SC -11 ST -21	<p>1. B.A.M.S. degree</p> <p>2. 6 Months internship certificate from any Govt. approved hospital with indoor facility.</p>
97.	Lecturer in Pharmacy (Rs.8000-13500)	03	SC-02 PH-01	<p>(i) 1<sup>st</sup> class Bachelor's degree in Pharmacy or 1<sup>st</sup> class diploma in Pharmacy with post diploma qualification in Pharmacy.</p> <p>(ii) 2 years experience in teaching / research / Industry after acquiring the essential qualification mentioned above;</p> <p>(iii) Special knowledge in Pharmacology;</p> <p>(iv) Good power of expression in Bengali/Nepali – spoken and written.</p>
98.	Psychologist under the Health & Family Welfare Deptt. (Rs. 8000-13500)	01	ST-01	2 <sup>nd</sup> class Master's degree in Psychology of an Indian University or equivalent.

99.	Senior Lecturer (Rs. 8000-13500)	01	PH-01	<p>(i) Post-graduate degree securing at least 55% marks in Nursing.</p> <p>(ii) A minimum of 3 years teaching experience in a recognized college of Nursing as Clinical Instructor.</p>
100.	Senior Scientific Officer in State Drugs Control & Research Laboratory (Rs.8000-13500)	01	SC-01	<p>(i) First class Master's degree in Physiology; or 2<sup>nd</sup> class Master's Degree with 1<sup>st</sup> class Honour's degree in Physiology; or 2<sup>nd</sup> class Master's Degree in Pharmacy or Chemistry or Bio-Chemistry; or 2<sup>nd</sup> class Master's degree in Applied Chemistry or Chemical Engg. and Chemical Technology with Pharmaceutical Chemistry or Bio-Chemistry; or equivalent.</p> <p>(ii) 3 year's experience in drugs analysis and testing in a Laboratory under the control of (a) Govt. Analyst appointed under the Drugs and Cosmetics Act, 1940; or (b) A Chemical Examiner to Govt. or (c) A Fellow of the Royal Institute of Chemistry of Great Britain (Branch E).</p>
101.	Clinical Instructor (Rs.4650-10175)	01	PH -01	<p>(i) B.Sc (Honours)/Degree in Nursing provided that the candidates possessing B.Sc Degree in Nursing and passing from a Nursing College in India where B.Sc (Hons.)/Degree in Nursing is not awarded are eligible to apply for the post of Clinical Instructor.</p> <p>(ii) Knowledge of Bengali-spoken and written.</p>

102.	Chemist (Rs.5500-11325)	05	SC -04 ST -01	B.Sc with Honours in Chemistry or Bio-Chemistry or Food Technology or . Food and Drugs.
103.	Professor in Deptt. of Bio-Chemical (Rs. 12000-18000)	150	-	M.D. (Bio-Chemical) / M.D. or M.S (Bio-Chemical) and four year experience as associate professor.
<b>IV. TEACHING (ARTS, SCIENCE &amp; COMMERCE)</b>				
1.	Lecturer in First Grade College (Rs.8000-13500)	33	SC-23 ST-01	1. Must be holder of a Master's degree in the concerned subject with 55% of marks. Provided that in respect of SC and ST candidates the marks shall be 50%. 2. Must have passed NET conducted by the UGC or CSIR or SCET conducted by the State Govt.
2.	Lecturer in First Grade College Sub: Mathematics (Rs.8000-13500)	18	SC- 02 ST-14	-do-
3.	District Education Officer (Rs. 8000-13500)	14	ST -02 SEBC - 04	1. Possess a Bachelor's Degree with First Class or a Bachelor's degree with Second Class and a Master's Degree with Second Class in Arts or Science of Commerce or Law or Agriculture. 2. Possess a degree in Teaching or education or equivalent or higher degree or diploma in education. Having at least seven years experience in teaching or inspection or administration or any one of them and have adequate knowledge of Gujarati or Hindi or both.
4.	Principal, DIET (Rs.10000-15100) (Pre-revised)	02	SC -01	(i) At least 2 <sup>nd</sup> class Master Degree in Humanities / Social Sciences. (ii) M.Ed / Diploma or Degree in Teacher Education with 10 years experience in teaching in administration in the field of Education or with 5 years experience in TTC / DIET. / SCERT.

5.	Principal, Institute of Visual Handicapped (Rs.10000-15100)	01		(i) Graduate, Preference will be given Masters Degree. (ii) One academic year training in Education of blind conducted by the Govt. of India, Ministry of Social Welfare. (iii) Knowledge in Kokborok / Bengali. (iv) Admn. Experience of at least 5 years of any Institution of Handicapped.
6.	Assistant Head Master (Rs. 7450-13000)	03	ST -03	(A) (i) Master Degree/ Honours Degree in any subject. A relaxation of 5% shall be allowed to the SC/ST candidates.  (ii) BT/B.Ed  (B) At least 7 years regular experience.
7.	Head Master / District Inspector of School (Rs. 7800-15100)	02	ST -01 ExSM -01	-do-
8.	Assistant Professor (Rs. 8000-13500)	07	ST -07	(i) M.Ed/M.A.(Education) with 55% marks, or (ii) Master Degree with 55% in the relevant School subject and M.Ed/ M.A.(Education) with 50% marks or (iii) Masters Degree with 55% marks in the School Subject and a D.Ed Degree with 55% marks, with 5 years teaching experience.
9.	Principal, Govt. Degree College, (Rs. 16400-22400)	02	SC - 01	Master Degree with at least 55% or Ph.D or its equivalent qualification or total experience of 15 years of Teaching / Research in University / College and other Institution of Higher Education. <b>Desirable:</b> The candidate should be an eminent personality in field of Higher Education along with administrative experience in responsible position.

10.	Lecturer in Drawing & Painting (Western Style) (Rs.8000-13500)	01	BC -01	(a) Master's Degree in Fine Arts (Painting-Western Style) or a Diploma in a five year diploma course with at least 55% marks and two years teaching / professional experience in Drawing and Painting(Western Style)  (b) Eminence as a Artist in the relevant field.
11.	Lecturer (College Cadre) Maths (Rs.8000-13500)	10	SC-01 ST-01 ExSm-01 Blind -03 OH - 02 D&D - 02	(i) A good academic record with at least 55% marks or an equivalent of 55%.  (ii) A relaxation is provided from 55% to 50% marks, at the master Degree for the SC/ST categories.  (iii)A relaxation of 5% is provided from 55% to 50% of marks to the Ph.D degree holders who have passed their Master Degree prior to September, 1991.  (iv) Candidates besides fulfilling the above qualifications should have cleared the eligibility test (NET) for Lecturers.  (v) NET shall remain compulsory requirement for appointment as Lecturers for those with post graduate degree.
12.	Lecturer (College Cadre) Chemistry, (Rs.8000-13500)	06	ExSm-01 Blind - 03 D&D - 02	-Do-
13.	Lecturer (College Cadre) Botany, (Rs.8000-13500)	01	ExSm-01	-Do-
14.	Lecturer (College Cadre) Zoology, (Rs.8000-13500)	02	OBC-01 ExSm-01	-Do-

15.	Lecturer (College Cadre) History, (Rs.8000-13500)	02	ExSm-01 D&D - 01	-Do-
16.	Lecturer (College Cadre) Pub. Admn., (Rs.8000-13500)	03	ExSm-01 Blind - 01 D&D - 01	-Do-
17.	Lecturer (College Cadre) Hindi, (Rs.8000-13500)	03	ExSm-01 D&D - 02	-Do-
18.	Lecturer (College Cadre) Sociology, (Rs.8000-13500)	02	ExSm.01 Blind - 01	-Do-
19.	Lecturer (College Cadre) Music Vocal, (Rs.8000-13500)	03	ExSm-01 Blind - 01 D&D - 01	-Do-
20.	Lecturer (College Cadre) Economics, (Rs.8000-13500)	07	Blind- 02 D & D -02 OH -02	-Do-
21.	Lecturer in Physics, (Rs. 8000-13500)	21	SC - 04 ST - 05 Blind- 03 D & D -02 OH -01	-Do-
22.	Lecturer in Botany, (Rs. 8000-13500)	05	Blind- 02 D & D -02 OH -01	-Do-
23.	Lecturer in Zoology, (Rs. 8000-13500)	04	Blind- 02 D & D -02	-Do-
24.	Lecturer in Pol. Science, (Rs. 8000-13500)	01	D & D -01	-Do-
25.	Lecturer in Geography, (Rs. 8000-13500)	03	Blind- 01 D & D -02	-Do-
26.	Lecturer in Philosophy, (Rs. 8000-13500)	02	Blind- 01 D & D -01	-Do-
27.	Lecturer in Music (Instrumental), (Rs. 8000-13500)	03	Blind- 01 D & D -01 OH -01	-Do-

28.	Lecturer in Home Science, (Rs. 8000-13500)	01	Blind- 01	-Do-
29.	Lecturer in Commerce, (Rs. 8000-13500)	06	Blind- 03 D & D -02 OH -01	-Do-
30.	Lecturer in Higher Education, (Rs. 8000-13500)	01	Blind- 01	-Do-
31.	Lecturer in Bengali (Rs.8000-13500)	03	ST -01 BC -01 PH -01	-Do-
32.	Lecturer in Physical Education, (Rs.8000-13500)	04	SC -01 ST -01 BC -01 D&D - 01	-Do-
33.	Lecturer in Physiology, (Rs.8000-13500)	01	SC -01	-Do-
34.	Lecturer in Statistics and Bio- Mechanics, (Rs.8000-13500)	02	SC -01	-Do-
35.	Lecturer in Psychology, (Rs.8000-13500)	03	ST -01	-Do-
36.	Lecturer in Education, (Rs.8000-13500)	03	SC -01 ST -01 PH -01	-Do-
37.	Lecturer in Sanskrit, (Rs.8000-13500)	03	SC -01 Blind - 01 D&D - 01	-Do-
38.	Lecturer in Drawing & Painting (Indian Style), (Rs.8000-13500)	01	SC -01	(a) Master's Degree in Fine Art(Painting-Indian Style) or a Diploma in a five year diploma course with at least 55% marks and two years teaching / professional experience in Drawing and Painting(Indian Style) (b) Eminence as a Artist in the relevant field.



V. SCIENTIFIC AND TECHNICAL (INCLUDING TEACHING)				
1.	Junior Lecturer in different disciplines in Class-II (Rs. 8000-13500)	50	SC-08 ST-42	Master's Degree in the concerned subject with at least 50 percent marks or a 2 <sup>nd</sup> Class in the Bachelor Degree and consistently good academic record.
2.	Junior Chemist (Rs.5575-10620)	02	SC-01	1. Master's Degree in Pharmacy with basic Degree in Pharmacy. 2. Preference shall be given the person having experience in the analysis of drugs & cosmetics.
3.	Lecturer in first grade college Sub: Industrial Chemistry (Rs. 8000-13500)	01	ST-01	1. Master's degree in the concerned subject with 55% of marks provided that in respect of SC and ST candidates the marks shall be 50%. 2. Must have passed NET conducted by the UGC or CSIR or SCET.
4.	Auto Mechanic (Rs. 3050-5450)	03	SC-01 ST-01	ITI/Diploma awarded by Deptt. of Vocational Education with one year experience or not less than two years certificate course of Chamarajendra Technological Institute, Mysore or SSLC or with not less than three years of experience in the respective field of Engineering/Technology/Subject in any recognized Industry/Organization/Institution /Laboratory.
5.	Computer Mechanic (Rs. 3050-5450)	06	ST-01	-do-
6.	Telecommunication Mechanic (Rs. 3050-5450)	03	SC-01 ST-01	-do-

7.	Technical Asstt. in Geophysics (Rs. 9285-21550)	03	SC-02 ST-01	M.Sc. or M.Sc Tech. or M.Tech in Geophysics.
8.	Asstt. Director of Mines (Rs. 9285-21550)	01	SC-01	M.Sc., M.Tech or M. Sc (Tech) in Geology or PG in applied Geology or Diploma in applied Geology.
9.	Lecturer in Textile Design (Non-Technical) (Rs.8000-13500)	04	SC-01 ST-01	First Class Degree in Textile Design / Technology.
10.	Vocational Teacher, ECG & Audiometric Technician, (Rs.11070-18450)	02	-	M.Sc with not less than 50% marks & a Diploma in ECG. Or M.Sc Degree in Audiometry with not less than 50% marks.
11.	Lecturer in Leather Craft & Toy making (Decorative Art & Craft) (Rs. 8000-13000)	02	ST-01	(i) (a) Master's degree in any branch of Art and Craft or a diploma in a five years' diploma course with at least 55% marks and (b) Certificate in Decorative Leather Craft (for those who have not Leather Craft as a subject in the Master's degree / Bachelor degree/diploma stage. Or (c) Master's degree in leather Technology with at least 55% marks.  (ii) 2 years teaching/professional experience in Leather Craft and Toy Making.
12.	Lecturer in Graphic Designing (Applied Art) (Rs.8000-13500)	03	SC-01	(i) (a) Master's degree in Applied Art / Commercial Art / Graphic Design (Applied Art) or 5 year diploma course with at least 55% marks and 2 years teaching/professional experience in Graphic Design OR (b) Eminence as a Artist in the relevant field.

13.	Senior Scientific Officer Ballistics Division, (Rs.8000-13500)	01	SC-01	(i) 2 <sup>nd</sup> class Master's degree in Physics/Mathematics. (ii) 5 years experience of analytical methods and research OR (i) Degree in Science with Physics / Mathematics as one of the subjects; (ii) 7 years experience in forensic Ballistics.
14.	Assistant Technician (Computer) (Rs. 5500-11325)	05	SC-03 ST-01 BC-01	(i) Honours Degree in B.Sc. in Pure Science with a Diploma in Computer Application. OR B.Sc. (Honours) in Computer Science. (ii) At least 2 years' experience in handling computer.
<b>VI. LAW (INCLUDING TEACHING)</b>				
1.	Under Secretary (Legal Side) Class – I (Rs.8500-14000)	01	ST-01	Law graduate after (a) Minimum five years practice as an advocate (b) Five years experience of Law supervisory work in the Govt. on Semi-Govt. as Class-II officers.
2.	Assistant Professor (Law) (Rs. 8000-13500)	03	SC -01 ST -02	Good academic records with at least 55% of marks or an equivalent grade at Master's Degree level. Besides cleared the eligibility test(NET/ SLET).
3.	Civil Judge (Junior division) (Rs. 9000-14550)	12	SC-02 ST-01 OBC-04	Degree in Law
4.	Assistant District Attorney (Rs. 8000-13500)	10	SC-01 ExSm.-03 ST-01	(i) Degree in Law (ii) At least two years experience as an advocate.
5.	Assistant Mistress in Physics (Urdu Medium) (Rs.6000-12000) for Master's Degree holders. (Rs.5500-11325) For Honours Degree holders.	01		Second class Honours or Master's Degree in Physics, knowledge of Bengali – Spoken & Written and knowledge of Urdu– Spoken & Written.

VII. MISCELLANEOUS				
1.	Clerk (Rs.5200-20200)	09	SC-03 ST-06	Matriculation and typing (30 w.p.m. in English or 25 w.p.m. in Hindi).
2.	Junior Stenographer (Rs.5200-20200)	04	SC - 01 ST-03	Matriculation/ Higher Secondary and shorthand in English 80 w.p.m. of 10 minutes with a transcription time of 65 minutes (or) 100 w.p.m. of 7 minutes.
3.	Assistant Station Master (Rs.5200-20200)	09	SC-09	Degree and either (i) Diploma in Rail Transport and Management and (ii) Transport Economic & Multi Model transport (containerization) and Logistical Management awarded by the Institute of Rail Transport, Rail Bhawan, New Delhi
4.	Commercial Apprentice (Rs.5500-9000)	09	SC-01 ST-01 ExSM -01	Graduation
5.	Commercial Clerk (Rs.3200-4900)	15	ST -15	Matriculation
6.	Junior Stenographer (Rs.4000-6000)	16	ST -16	Matriculation or Higher Secondary with stenography at not less than 80 w.p.m.
7.	Rajbhasha Assistant Grade-II (Rs.4500-7000)	07	SC -04 ST-03	Master Degree in Hindi with English as main subject at Degree level or Master Degree in English with Hindi as main subject at Degree level or Master Degree in any subject with Hindi with English as main subjects at Degree level or Bachelor's Degree with Hindi & English as main subjects at Degree level.
8.	Junior Account Assistant (Rs. 4500-7000)	36	SC-12 ST-16	1. A Degree 2. Typing proficiency @ 30 w.p.m. in English or @ 25 w.p.m. in Hindi.

9.	Personal Clerk (Rs. 4500-7000)	8	ST-05	Any degree with typing qualification shorthand higher grade in English and Tamil.
10.	Lower Division Clerk (Rs. 3050-4590)	29	SC-16 ST-08 BC-01 MBC-01	Matric with typing
11.	Senior Reporters (Rs.8815-18805)	03	SC-01 BC-01 OC-01	Degree with shorthand Urdu, Telugu, English Higher Grade & Typewriting Higher Grade
12.	Stenographer (Telugu & English) (Rs. 5470-12385)	02	SC-01 ST-01	Degree with Typewriting & Shorthand in Telugu and English in Lower Grade.
13.	Deputy Tahsildar (Rs.7770-18575)	02	PH-02	Any Degree
14.	Co-operative sub-Registrar (Rs. 7770-18575)	02	PH-02	Any Degree
15.	Excise Sub Inspector (Rs. 6675-15500)	12	SC-02 ST-03 BC-07	Any Degree
16.	Asstt. Commissioner (Tax Officers) (Rs. 7770-18575)	04	PH-04	Any Degree
17.	Sub-Registrar in Regn. & Stamps (Rs. 7770-18575)	01	PH-01	Any Degree
18.	Extension Officer (Rs. 7770-18575)	03	PH-03	Any Degree
19.	Junior Lecturers, (Rs. 9285-19775)	31	SC-04 ST-09 PH-18	PG Degree in relevant subject with 50%.
20.	English Reporters (Rs. 9285-21550)	06	SC-04 ST-02	Intermediate, Shorthand English Lower & Shorthand Telugu Higher, Typewriting English & Telugu Higher.

21.	Senior Stenographers (Rs. 6675-15500)	01	SC-01	Any Degree with Typewriting & Shorthand Higher grade in English Lower grade in Telugu.
22.	Asstt. Director of Economics & Statistics (Rs.10285-24200)	01	OC-01	PG in one of the subjects Mathematics, Pure Mathematics, Statistics, Economics with Statistics, Pure Economics, Applied Mathematics, Econometrics or Computer Science.
23.	Asstt. Public Relation Officer (Rs. 6675-15025)	01	ST-01	Degree / Diploma in Journalism / Public Relation
24.	Senior Lecturer (Reader) Sanskrit (Rs. 10000-15200)	03	SEBC -01	1. P.G. degree with II class in Sanskrit. 2. 10 years teaching experience.
25.	Inspector of Tax (Rs. 5000-10300)	01	Ex-SM -01	Bachelor Degree. Preference will be given Commerce/Eco/Stats or Master Degree holder in Commerce/Eco/Statistics.
26.	Librarian, (Rs.4200-8650)	05	SC -02 ST -03	Graduate and Degree or Diploma in Library Science.
27.	Zilla Sainik Welfare Officer (Rs. 9285-21550)	07	SC -01 ST -01	Degree or ex-serviceman and who have held the post not lower than the brigadier in the Indian Army or equivalent post in Indian Navy.
28.	Director of Languages (Legal) (Rs. 14300-18240)	01	-	2 <sup>nd</sup> class master degree in Marathi or Sanskrit or Ph.D in any of these subject and seven year of experience in responsible position of translation work etc.
29.	Lecturer in Drawing and Painting (Rs.4500-7000)	02	ST-01	SSC with Diploma / Certificate in drawing and painting with second class and experience of teaching ART.
30.	Assistant Controller of Rationing (Rs. 6500-10500)	01	SC-01	Bachelor degree

31.	Assistant Kannada Translator, (Rs. 7480-11910)	01	-	Degree with Kannada as Part II or Part III
32.	Assistant Marine Surveyor (Rs. 11070-18450)	01	SC -01	(1) SSLC  (2) Must possess survey recorder Class I or II qualification of the Indian Navel Hydrographic Branch.
33.	Epigraphist, (Archaeology), (Rs.13610-20700)	01	-	(1) Post Graduate Diploma in Malayalam / Sanskrit with not less than 50% marks. (2) Post Graduate Diploma in Epigraphy. (3) Knowledge of ancient script.  Preferential: Doctorate Degree in Sanskrit / Malayalam.
34.	Boat Master (Rs.5510-8591)	02	-	(1) SSLC (2) Current Boat Master's License.
35.	Lecturer in French (Rs. 8000-13500)	01	-	(1) Masters Degree in French with at least 55% marks and good academic record, (2) NET/Ph.D in French.
36.	Lecturer in Educational Psychology, (Rs. 8000-13500)	03	-	(1) M.A./ M.Sc. Degree in Psychology, (2) M.Ed, (3) NET/ M.Phil/ Ph.D, (4) Three years teaching experience after acquiring professional qualification.
37.	Goods Guard (Rs. 4500-7000)	23	SC-09 ST-02 OBC-04 ExSM-01	Graduation
38.	Assistant Station Master (Rs. 4500-7000)	08	ST-01 ExSM-07	Graduation or Diploma in Rail Transport & Management from Institution of Rail Transport will be an additional desirable qualification.

39.	Lecturer (College Cadre) English, (Rs. 8000-13500)	16	OBC-02 ExSM-02 SC-01 Blind-03 D&D-04 Orth.Handi capped-03	(i) A good academic record with at least 55% marks. (ii) A relaxation is provided from 55% to 50% marks, at the master Degree for the SC/ST categories. (iii) A relaxation of 5% is provided from 55% to 50% of marks to the Ph.D degree holders who have passed their Master Degree prior to September, 1991.
40.	Lecturer (College Cadre) Journalism, (Rs.8000-13500)	01	Blind-01	-Do-
41.	Lecturer (College Cadre) Tourism & Travel, (Rs.8000-13500)	01	Blind-01	-Do-
42.	Distt. Public Relation Officer, (Rs. 7220-11660)	01	Visually impaired-01	(i) Graduate (ii) Diploma or degree in Journalism/Public relations
43.	Head Master (Rs. 7500-12000)	695	SC-111 ST-07 SBC-125 BC-104 PH-21	(i) Post graduate degree in arts/Science/commerce (ii) B.Ed (iii) 12 years experience of teaching and having pay scale 6500-10500, but in case of SC/ST 9 years experience.
44.	Bihar Administrative Service, Commercial Tax Officer (Rs. 6500-10500)	343	SC-51 ST-03 SBC-60 BC-58 PH-01	Graduate
45.	Lower Divisional Assistant (Rs.3350-6325)	140	ST -88 PH -48 ExSM -04	Graduate



46.	W.B.C.S.(Exe)- Gr-A (Rs.8000-13500)	01	PH -01	Graduate
47.	W.B.C.S.(Exe) – Gr –C (Rs.4500-9700)	07	PH -07	Graduate
48.	Bengali Typist (Rs.3350-6325)	01	ST -01	Graduate
49.	Sub-Inspector of Police (Rs.4500-9700)	58	SC -03 ST -14 BC -08	Graduate
50.	Assistant Public Prosecutor (Rs. 8000-13500)	03	ST -02 PH -01	Law Graduate
51.	Block Welfare Officer, (Rs.4500-9700)	01	PH -01	Graduate
52.	Motor Vehicles Inspector, (Non-Technical) (Rs.4500-9700)	02	PH -02	(i) Degree (ii) Candidate should fulfill physical standard as below:  Height-170cm 160cm(for Hillmen and Tribal Candidates)  Chest – 86cms(after expiration) 81cms ( after expiration) for Hillmen and Tribal Candidates.
53.	Cultural Research Officer, (Rs.4800-10925)	01	ST -01	(i) A second class Master's Degree in Anthropology/ Sociology/ Economics/ Statistics/ Physics/ Mathematics. (ii) Three year's research experience in conducting Socio-economic Surveys/ Investigations and Treatment of Statistical data among the Tribal people and Scheduled Castes. (iii) Knowledge and experience in editing and proof reading for publishing Journals, Bulletins etc.

54.	Assistant Mistress in History (Bengali Medium) (Rs.6000-12000) for Master's Degree holders. (Rs.5500-11325) For Honours Degree holders.	01	ST -01	(i) Second class Honours or Second Class Master's Degree in History. (ii) Knowledge of Bengali – Spoken & Written.
55.	Assistant Mistress in Geography (Urdu Medium) (Rs.6000-12000) for Master's Degree holders. (Rs.5500-11325) For Honours Degree holders.	01	PH -01	(i) Second class Honours or Master's Degree in Geography. (ii) Knowledge of Bengali -- Spoken & Written, and (iii) Knowledge of Urdu – Spoken & Written.
56.	Assistant Information Officer, (Rs.5500-11325)	01	ST -01	(i) Second Class Honours Degree. (ii) Degree or Diploma in Journalism/ Mass Communication/ Public Relations. (iii) Two year's experience in publicity or Public relations work. (iv) Ability to speak in Public gathering.
57.	Assistant Technician (Rs. 5000-8000)	13	SC -04 ST -01 BC -01	(i) B.Sc (Honours) in Statistics (ii) At least two years' experience in preparation of Statistics data.
58.	Sub – Divisional Information & Culture Officer, (Rs.4800-10925)	02	ST -01 PGH -01	(i) A degree (ii) Degree or Diploma in Journalism/ Mass communication/ Public Relations. (iii) Ability to address gathering in Bengali (Nepali or any other Gorkhali Language in the case of Hillman)

59.	District Library Officer (Rs. 5500-9000)	01	ST -01	1. Master Degree in Library Sciences 2. Passed NET
60.	Junior Stenographer (Hindi) (Rs. 4000-6000)	01	SC-01	Matriculation with pass in Hindi and minimum speed @ 80 w.p.m. in Shorthand & @ 25 w.p.m. in Typing in Hindi.
61.	Traffic Assistant (Rs. 4000-6000)	3	ST-03	Degree with Diploma in Rail Transport & Management, Transport Economics, Multimodal Transport (Containerisation) awarded by Institute of Rail Transport, Rail Bhawan, New Delhi.
62.	Sub Editor, (Rs. 5500-9000)	04	OBC-02	(a) Graduate with Bachelor degree in Librarianship.  (b) Proficiency in concerned language (Marathi, Malyalam, Gujarati & Telugu and  (c) Two years experience of work in a reputed Library.  <b>Desirable.Qualf.:</b> Knowledge of computer application.
63.	Stenographer (Rs. 4000-6000)	28	SC-06 ST-20 OBC - 01	(a) Matriculation  (b) A speed of 100 w.p.m. in English or Hindi Shorthand and 40 w.p.m. in English typewriting or 30 w.p.m. in Hindi typewriting provided that to the extent candidates possessing a speed of 100 w.p.m. are not available, candidates possessing a speed of 80 w.p.m. may be considered.

64.	Jr. Hindi Translator (Rs. 5000-8000)	04	OBC-01	Master's degree from a recognized University in Hindi or English with English or Hindi as a main subject at the degree level, or Master's degree from a recognized University in any subject with Hindi as a medium of examination with English as a compulsory subject at Degree level, or Bachelor's degree with Hindi and English as main subject or either of the two as a main subject plus recognized diploma or Certificate Course in translation from Hindi to English and vice versa or two years experience of translation work from Hindi to English or vice versa in Central Govt. Offices, including Govt. of India Undertakings.
65.	Library & Information Assistant (Language) (Rs.5500-9000)	03	OBC-01	(a) A Bachelor's degree (b) A degree in Library Science (c) Proficiency in language concerned.
66.	Company Prosecutor Gr-III, (Rs.5500-75-9000)	01	-	(1) Degree in Law (2) 3 years experience of conducting cases in Court on behalf of Govt. Department.
67.	Personal Assistant (Rs. 5500-175-9000)	01	-	(1) Matriculation (2) Speed in English Shorthand 120 w.p.m. and type writing 40 w.p.m.

List of State Public Service Commissions/Railway Recruitment Boards 

1.	The Secretary, Andhra Pradesh Public Service Commission, M.J. Road, Nampally, <b>Hyderabad- 500 001</b>
2.	The Secretary, Assam Public Service Commission, Jawaharnagar, Khanapara, <b>Guwahati- 781 022</b>
3.	The Secretary, Bihar public Service Commission 15, Jawaharlal Nehru Marg, Bailey Road, Patna, <b>Bihar - 800001</b>
4.	The Secretary, Chhattisgarh Public Service Commission Shankar Nagar Road, Bhagat Singh Square <b>Raipur (Chhattisgarh), Pin - 492001</b>
5.	The Secretary, Gujarat Public Service Commission, Ist Floor, B-Block, Multi Storeyed Building, Lal Darwaja, <b>Ahmedabad- 380 001</b>
6.	The Secretary, Haryana Public Service Commission (H PSC) Bays No.1-10, Block-B, Sector-4, Panchkula, <b>Haryana</b>
7.	The Secretary, Himachal Pradesh Public Service Commission <b>Shimla- 171 002</b>
8.	The Secretary, Kerala Public Service Commission, Pattom, <b>Thiruvananthapuram- 695 004</b>
9.	The Secretary, Karnataka Public Service Commission Udyoga Soudha, Bangalore, <b>Karnataka - 560 001</b>
10.	The Secretary, Madhya Pradesh Public Service Commission, Residency Area, Daily College Road, <b>Indore- 452 001.</b>

11.	The Secretary, Maharashtra Public Service Commission, 3 <sup>rd</sup> Floor, Bank of India Building, Mahatma Gandhi Road, Fort, <b>Mumbai- 400 001.</b>
12.	The Secretary, Manipur Public Service Commission <b>Manipur.</b>
13.	The Secretary, Meghalaya Public Service Commission, Horse-Shoe Building, Lower Lachumiere, <b>Shillong- 793 001</b>
14.	The Secretary, Nagaland Public Service Commission, Kohima, <b>Nagaland – 797001</b>
15.	The Secretary, Orissa Public Service Commission, 19, DR. P.K. Parija Road <b>Cuttack- 753 001</b>
16.	The Secretary, Punjab Public Service Commission, <b>Patiala- 147 001</b>
17.	The Secretary, Rajasthan Public Service Commission, Ghooghra Ghati, Jaipur Road, <b>Ajmer- 305 001</b>
18.	The Secretary, Tamil Nadu Public Service Commission, <b>Chennai- 600 002</b>
19.	The Secretary, Tripura Public Service Commission, Old Assembly Building, Akhuara Road, <b>Agartala- 799 001</b>
20.	The Secretary, Public Service Commission, West Bengal, 161A, S.P. Mukherjee Road, <b>Kolkata- 700 026</b>

21.	The Secretary, Railway Recruitment Board, Metro Railway A.V. Complex, Chitpur, Opp. To R.G. Kar Medical Collage & Hospital, R.G. Road, <b>Kolkata- 700 037</b>
22.	The Secretary, Railway Recruitment Board, 5 Dr. P.V. Cherian Crescent Road, (Near Ethiraj College) <b>Egmore, Chennai- 600 008</b>
23.	The Secretary, Muzaffarpur Railway Recruitment Board, Lichi Bagan, Muzaffarpur, <b>Bihar - 842 001</b>
24.	The Secretary, Secundrabad Railway Recruitment Board South Lallaguda, Secunderabad, <b>Andhra Pradesh - 500017</b>
25.	The Secretary, Railway Recruitment Board, D-79/80, Rail Vihar, B.D.A, Rental Colony, Chandrasekharapur, <b>Bhubaneshwar- 751 023</b>
26.	The Secretary, Railway Recruitment Board, Jammu-Srinagar, Railway Colony (West), <b>Jammu- 180 012</b>
27.	The Secretary, Malda Railway Recruitment Board Kalibari Railway Colony, P.O Jhaljhalia, Malda, <b>West Bengal - 732102</b>
28.	The Secretary, Patna Railway Recruitment Board, Mahendrughat, Patna, <b>Bihar - 800 004.</b>
29.	The Secretary, Ranchi Railway Recruitment Board Railway Offices Complex, Chutia, Ranchi, <b>Jharkhand -834001</b>
30.	The Secretary, Railway Recruitment Board, Thampanoor, <b>Thiruvananthapuram- 695 001</b>

☆ State PSCs/RRBs /ASRB from where information received for this publication.

## EXAMINATIONS CONDUCTED BY SSC

- (a) To make recruitment to:
- (i) all Group "B" non-gazetted posts carrying the pay scale upto Rs. 6500-10500 in the various Ministries/Departments of the Government of India and their Attached and Subordinate Offices.
  - (ii) all non-technical Group "C" posts in the various Ministries/Departments of the Government of India and their Attached and Subordinate Offices, except those posts which are specifically exempted from the purview of the Staff Selection Commission.
- (b) To conduct examinations and/or interviews, whenever required, for recruitment to the posts within its purview.
- (c) To hold Competitive Examinations for recruitment to:
- (i) the posts of Lower Division Clerks in various Ministries/Departments, Attached and Subordinate Offices of the Government of India including those participating in the Central Secretariat Clerical Service/Indian Foreign Service (B) Railway Board Secretariat Clerical Service and the Armed Forces Headquarters Clerical Service;
  - (ii) the posts of Grade C and D Stenographers of the Central Secretariat Stenographers Service and equivalent Grades of Indian Foreign Service(B) Railway Board Secretariat Service and Stenographers in the other Departments including Attached and Subordinate Offices of the Government of India not participating in the aforesaid Services;
  - (iii) the posts of Assistants in various Ministries/Departments including Attached and Subordinate Offices of the Government of India including those participating in the Central Secretariat Service/IFS(B)/Railway Board Secretariat Service/Armed Forces Head-quarters Civil Service;
  - (iv) the posts of Inspectors of Central Excise in different Collectorates of Central Excise; Inspectors of Income-Tax in different charges of the Commissioners of Income-Tax; Preventive Officers and Examiners in different Custom Houses; Assistant Enforcement Officers in Directorate of Enforcement.
  - (v) the posts of Sub-Inspectors in Central Bureau of Investigation and Central Police Organizations;
  - (vi) the posts of Divisional Accountants, Auditors and Accountants under the Office of Comptroller and Auditor General of India and other Accounts Departments and Upper Division Clerks in Attached/Subordinate Offices of the Government of India.



- (vii) the posts of Junior Hindi Translators in Government of India.
  - (viii) the posts of S.O.(Commercial) in Government of India.
  - (ix) the posts of S.O.(Audit) in Government of India.
  - (x) the posts of Investigators in Government of India.
  - (xi) the posts of Junior Engineers (Civil and Electrical) in Central Public Works Department (CPWD) of Government of India.
  - (xii) the posts of Tax Assistants in different charges of Commissioner of Income Tax.
- (d) To hold Department Examinations for
- (i) promotion from Group "D" to Lower Division Clerk Grade of the Central Secretariat Clerical Service and equivalent grades in Indian Foreign Service (B) Railway Board Secretariat Clerical Service/Armed Forces Head-quarters Clerical Service;
  - (ii) promotion from Lower Division Clerks to Upper Division Clerks Grade of the Central Secretariat Clerical Service and equivalent in Indian Foreign Service(B) Railway Board Secretariat Clerical Service/Armed Forces Head-quarters Clerical Service; and
  - (iii) promotion from Stenographers Grade "D" to Stenographers Grade "C" of the Central Secretariat Stenographers Service and equivalent grades in Indian Foreign Service (B) Railway Board Secretariat Stenographers Service/Armed Forces Head-quarters Stenographers Service.
- (e) To conduct periodical Typewriting Test in English and Hindi.
- (f) To conduct periodic Stenography Test for promotion of LDCs/UDCs to Stenographer Grade 'D'.
- (g) To prepare schemes for recruitment to all Group "B" Non-Gazetted posts carrying the pay scale upto Rs 6500-10,500 and Group "C" non-technical posts in the Ministries/Departments of the Government of India including its Attached and Subordinate Offices in consultation with the Departments concerned;
- (h) To conduct examinations/selections for recruitment to all Group "B" Non-Gazetted posts carrying the pay scale upto Rs.6500-10500 and Group "C" non-technical posts in the Ministries/Departments of the Government of India and their Attached and Subordinate Offices as may be specified by the Government from time to time;
- (i) To perform such other functions as may be entrusted to it by the Central Government from time to time.



