




सत्यमेव जयते

CPI
2015-2016

BULLETIN ON JOB OPPORTUNITIES IN INDIA

2009



GOVERNMENT OF INDIA
MINISTRY OF LABOUR & EMPLOYMENT
DIRECTORATE GENERAL OF EMPLOYMENT & TRAINING
SURVEY & STUDY DIVISION
3/10, JAM NAGAR HOUSE, NEW DELHI

December, 2011

VI-1230592

BULLETIN ON JOB OPPORTUNITIES IN INDIA

2009

**GOVERNMENT OF INDIA
MINISTRY OF LABOUR & EMPLOYMENT
DIRECTORATE GENERAL OF EMPLOYMENT & TRAINING
SURVEY & STUDY DIVISION
3/10, JAM NAGAR HOUSE, NEW DELHI**

December, 2011

CONTENTS

Contents	(i)
Preface	(ii)
Study Team	(iii)
List of Statistical Tables	(iv)-(v)
Introduction (Scope, Coverage, Limitations)	(vi)-(vii)
Highlights	(viii)-(x)
Chapters:	
I Job-opportunities for Engineers	1-3
II Job-opportunities for Technologists	4-5
III Job-opportunities for Agricultural Scientists	6-7
IV Job-opportunities for Medical Personnel	8-9
V Job-opportunities for Natural Scientists	10-11
VI Job-opportunities for Social Scientists & Teachers	12-13
VII Job-opportunities for Graduates	14-16
VIII Job-opportunities for Non Graduates	17-19
IX Job-opportunities for Service Personnel	20-21
X Summary and conclusions	22-25
XI Union Public Service Commission Vacancies	26-30
XII Vacancies which could not be filled-up by UPSC, State Public Service Commissions and Railway Recruitment Boards	31
XIII Staff Selection Commission Vacancies	32-35
Statistical Tables (Table 1-12)	36-154
List of State Public Service Commissions/Railway Recruitment Boards	155-158

P R E F A C E

The Directorate General of Employment & Training has been conducting, from time to time, Studies/Surveys on job profiles in India. The present issue of "Bulletin on Job-Opportunities in India" is another step towards a better and reliable database on the job-opportunities available in India during 2009.


In this publication, an attempt has been made to compile and analyze the data relating to job opportunities that were available to job seekers holding post-graduate, graduate degrees or diplomas in disciplines of engineering, technology, agriculture, medicine, natural sciences, social sciences, teaching and other miscellaneous subjects according to pay ranges with or without experience etc. Deputation opportunities to service personnel have been included in the issue. Further, job-opportunities for Middle School, High School, Senior Secondary School and ITI pass job seekers have also been analysed and explained in Chapter VIII of this Report. Similarly space has been added on vacancies by Staff Selection Commission. Demand and supply has been analysed by incorporating employment through various employment generation schemes run by Govt. of India through various Ministries/Deptts. Even though job-opportunities in private sector are partially covered, the compilation does not reflect total picture of available employment. However, factual information provides useful insights on employment opportunities available in various sectors and sub-sectors of economy across the country.

I hope, this publication would be of great help not only to job-seekers, Vocational Guidance Officers, Employment Officers, Counselors, service personnel and others who are engaged in the counseling under vocational field but also to society as a whole. Suggestions for improving/upgrading the data base are sincerely solicited.

I place on record my appreciation of the work done by team of officers and staff under the valuable guidance and supervision of Smt. Amarjeet Kaur, Deputy Director General (Employment), for providing new facet to the analysis of job-opportunities sector-wise, discipline-wise, pay-range-wise etc.

I also express thanks to various Recruiting Agencies, Employment Exchanges, Universities, UGC, Boards and other related agencies all over the country for making available the requisite information.

Dated: 13th December, 2011



(SHARDA PRASAD)
DIRECTOR GENERAL, EMPLOYMENT & TRAINING /JOINT SECRETARY
MINISTRY OF LABOUR AND EMPLOYMENT

BULLETIN ON JOB-OPPORTUNITIES IN INDIA

(DGE&T)

STUDY TEAM


1. Smt. Amarjeet Kaur Deputy Director General (Employment)
2. Shri R. D. Meena Joint Director of Employment Exchanges
3. Dr. Nutan Pandey Assistant Director of Employment Exchanges
4. Shri R. L. Meena Sr. Statistical Officer
5. Shri R. S. Awasthi Sr. Statistical Officer
6. Shri Lalit Kumar Statistical Investigator
7. Smt. Ranjana Junior Computer

LIST OF STATISTICAL TABLES

Table No.	Title	Page No.
1A	Vacancies for engineers under various sectors by pay-ranges during 2009.	36-38
1B	Vacancies for engineers (Degree/Diploma Holders) according to work-experience during 2009.	39
1C	State-wise and sector-wise vacancies for engineers during 2009.	40
2A	Vacancies for technologists under various sectors by pay-ranges during 2009.	41-43
2B	Vacancies for technologists according to work experience during 2009.	44
2C	State-wise and sector-wise vacancies for technologists during 2009.	45
3A	Vacancies for Agricultural Scientists under various sectors by pay-ranges during 2009.	46-48
3B	Vacancies for Agricultural Scientists according to work experience during 2009.	49
3C	State-wise and sector-wise vacancies for Agricultural Scientists during 2009.	50
4A	Vacancies for Medical Personnel under various sectors by pay-ranges during 2009.	51-53
4B	Vacancies for Medical Personnel according to work experience during 2009.	54
4C	State-wise and sector-wise vacancies for Medical Personnel during 2009.	55
5A	Vacancies for Natural Scientists under various sectors by pay-ranges during 2009.	56-58
5B	Vacancies for Natural Scientists according to work experience during 2009.	59
5C	State-wise and sector-wise vacancies for Natural Scientists during 2009.	60
6A	Vacancies for Social Scientists including education/teaching under various sectors by pay-ranges during 2009.	61-63
6B	Vacancies for Social Scientists including education/teaching according to work experience during 2009.	64
6C	State-wise and sector-wise vacancies for Social Scientists during 2009.	65
7A	Vacancies for Miscellaneous Graduates under various sectors by pay-ranges during 2009.	66-68

7B	Vacancies for Miscellaneous Graduates according to work experience during 2009.	69
7C	State-wise and sector-wise vacancies for Miscellaneous Graduates during 2009.	70
8	State-wise dispersion of various vacancies for non-graduates during 2009.	71
9A	Distribution of deputation vacancies by branches of study and sector of establishments during 2009.	72
9B	Distribution of deputation vacancies for graduates according to branches of study and pay-ranges during 2009.	73
9C	Distribution of deputation vacancies for graduates according to experience during 2009.	74
9D	Distribution of deputation vacancies state-wise and faculty-wise during 2009.	75
9E	Distribution of deputation vacancies for graduates according to subjects during 2009.	76-80
10A	Distribution of vacancies by various disciplines and sectors of establishments who notified the vacancies during 2009.	81
10B	Distribution of vacancies for graduates according to pay-ranges during 2009.	82
10C	Distribution of vacancies for graduates according to experience during 2009.	83
10D	Distribution of vacancies state-wise and faculty-wise during 2009.	84
10E	Discipline-wise vacancies notified during 2005, 2007 & 2009	85
10F(i)	Discipline-wise out-turn of Graduates/Post-Graduates during the year 2007 & 2009.	86
10F(ii)	Discipline-wise out-turn of Doctorate Degree Awardees during the year 2006-07 & 2007-08.	87
10G	Distribution of vacancies notified according to various subjects during 2007 & 2009.	88-93
11	Type of vacancies for which suitable candidates could not be found by UPSC during the year 2008-09.	94-103
12	Vacancies which could not be filled by State Public Service Commission and Railway Recruitment Boards for want of suitable applicants during the year 2009.	104-154

(v)



INTRODUCTION

Scope, Coverage, Limitations

The present issue is thirty eighth (XXXVIII) in the series of "Bulletin on Job-Opportunities in India" brought out by Directorate General of Employment & Training (DGE&T) in Ministry of Labour & Employment. The study contains information about Job-opportunities that were available during 2009 for job-seekers holding post-graduate, graduate degrees or diplomas in disciplines of engineering, technology, agriculture, medicine, natural sciences, social sciences, teaching and other miscellaneous subjects. Further, Job opportunities for middle, high and higher secondary school and ITI pass job seekers have also been analyzed. Besides, deputation opportunities for service personnel/ experienced also made part of this analysis/ study.

2. All possible efforts were made to collect information about Job-opportunities during 2009, advertised by employers both in public and private sector through major recruiting agencies, such as Union Public Service Commission, State Public Service Commissions, Railway Recruitment Boards and Staff Selection Commission as well as those notified to Employment Exchanges including Central Employment Exchange, New Delhi. However, vacancies, which might have occurred but were not notified to either of the above agencies, could not be taken into account in this study. Coverage of vacancies in private sector is also almost negligible.

3. The information presented in this study has been analyzed according to various disciplines of studies and sectors of employment, namely Central Government, State Governments, Quasi-Government, Local Bodies and Private Sector. Vacancies have also been analysed according to three pay ranges viz., per-mensem pay upto Rs. 5000, Rs. 5001-8000, Rs.8001 & above. The vacancies, which could not be filled by UPSC & State Public Service Commissions for want of suitable candidates, have also been highlighted in Chapter-XI & XII.

4. The information pertaining to opportunities in respect of middle school, high school, senior secondary school & ITI pass has been analyzed in Chapter VIII. Thus, the study presents a factual scenario of job opportunities all over India.

5. The information pertaining to deputation opportunities has been analysed in Chapter IX of this publication. It includes deputation opportunities analysed according to various pay ranges, sectors of economy, branches of study, etc., and thus, depicts in nutshell a crisp view of deputation opportunities available across the country.

6. State/Union Territory-wise vacancies have been identified based on State/Union Territory of concerned Department/agency by which vacancies have been notified, if vacancies appeared in advertisements have not been specifically categorized place of posting.

7. 461 Universities/Institutions of national importance were addressed for obtaining information during 2009, out of which 275 responded.
8. The information received from Employment Exchanges through Career Planning Information (CP-I) return has also been incorporated alongwith vacancies compiled through Employment News for the year, 2009. The responses from Employment Exchanges all over the country remained 71%.
9. The information received on category of occupations which could not be filled up by the UPSC, SPSCs and RRBs during the year 2009 relates to UPSC, 23 State Public Service Commissions, 13 Railway Recruitment Boards and Indian Council of Scientific Agricultural Research. Thus, response position had been of the order of 83%.
10. Most of the information/data presented in this Bulletin is based on actual responses.
11. The totals shown in the write up as well as in different tables may not tally due to rounding off.
12. Data covered under the Bulletin has been based on real matrices. It is pretended that the information contained in this Bulletin will prove to be of immense value not only to students, Vocational Guidance Officers, Counselors, Career Masters, Universities/Research Institutions, work-seekers and others interested in the various aspects of careers but also to various categories of service personnel/ professionals interested to serve other Departments/Ministries on transfer on deputation for some short tenure.

HIGHLIGHTS

Trend in Job opportunities:

1,17,055 vacancies for Graduates/Post-Graduates/Ph.D. holders, 1,68,054 vacancies for Non-Graduates and 3,628 vacancies for transfer on deputation were notified during 2009 to the Union Public Service Commission, State Public Service Commissions, Railway Recruitment Boards, Employment Exchanges including Central Employment Exchange and Agriculture Scientist Research Board, etc. were covered.

Job-opportunities by Sectors:

2. The analysis of vacancies notified for Graduates/Post-Graduates/Ph.D. holders during 2009 according to various sectors of employment shows that 43% of the vacancies were notified by Quasi-Government, 24% by State Government. Break-up of vacancies in other sectors was 21% in Central Government, 11% in private establishments and 0.4% in Local Bodies.

The analysis of vacancies for Non-Graduates shows that 40% vacancies were from Central Govt. followed by 29% from Private establishments, 16% from State Govts. and remaining 15% by Quasi Govt. and Local Bodies establishments whereas in deputation vacancies bulk share (63%) goes to Central Govt. and the remaining share to the rest.

Job-opportunities by Faculties:

3. The distribution of vacancies notified for Graduates/Post-Graduates etc. during 2009 by faculties shows that the maximum (37%) vacancies were notified for Miscellaneous Graduates, followed by 24% for Engineers & Technologist, 17% for Social Scientists including Teaching, 15% Medical Personnel, about 4% for Natural Scientists and 3% for Agricultural & Allied Scientists. As far as deputation vacancies are concerned, 46% share goes to Miscellaneous Graduates followed by 22% to Engineers, 20% to Social Scientists including Teachers, 5% to Medical Personnel, 4% to Natural Scientists and 3% to Agricultural Scientists.

The distribution of vacancies in case of Non-Graduates shows that 50% vacancies were offered to 10th pass followed by 19% each to Middle School pass and Sr. Secondary pass, 12% to ITI certificate holders.

Job-opportunities by Pay-Ranges:

4. About 44% of the vacancies during 2009 were notified in lowest pay-range upto Rs. 5000 per month followed by 37% of jobs offered in highest pay-range of Rs.8001 per month & above and 19% in middle pay-range of Rs.5001-8000 per month.

Trend in deputation vacancies reflects 46% share by highest pay range followed by middle (31%) & lower (23%) pay-ranges whereas in Non-Graduate category, almost all of the opportunities fell under lowest pay range.

Job-opportunities by Experience:

5. Almost 84% of the vacancies were open to freshers having no previous work experience during 2009.

In case of deputation, most of vacancies were classified to those who had experience in the relevant fields whereas Non-Graduate vacancies covered 98% from freshers.

Job-opportunities by States/U.Ts:

6. Among States/UTs, maximum share of the vacancies notified during 2009 was of Delhi (14%) followed by Gujarat(13%), Uttar Pradesh (11%), Maharashtra (5%), Uttaranchal & West Bengal (3%) each, Tamilnadu, Andhra Pradesh, Pondicherry and Rajasthan (2%) each and other States/U.Ts shared rest of the vacancies.

Amongst deputation vacancies, major share 41% goes to Delhi followed by 8% to Maharashtra, 5% to Uttar Pradesh, 4% each to West Bengal & Andhra Pradesh, 3% to Gujarat & Madhya Pradesh and 2% to Tamilnadu & Meghalaya and rest is shared by other States/UTs. Similarly, under Non-Graduate category, most of the opportunities were offered by Delhi followed by other States.

Out-turn from Universities:

7. Out-turn of Graduates/Post-Graduates from universities during the year 2008-09 was 20,09,880 as against 12,85,995 in the year 2006-07.

8. The number of persons awarded Doctorate Degree in the various disciplines during 2007-08 was 32,410 as against 19,996 during 2006-07.

9. Out-turn of Doctorate Degree Awardees was sufficient enough to cater to the need for super speciality jobs.

10. Various employment generation schemes launched by Govt. of India through various Ministries/Departments had tried to bridge the gap. These flagship schemes are Swarnajayanti Gram Swarozgar Yojana (SGSY), Swarna Jayanti Shahri Rozgar Yojana (SJSRY), Prime Minister's Rozgar Yojana (PMRY) and Mahatma Gandhi National Rural Employment Guarantee Scheme (MGNREGS). During 2008-09 employment generation was of the order of 216.32 Crore Persondays from Mahatma Gandhi National Rural Employment Guarantee Scheme (MGNREGS) besides, a total of 20.46 Lakh Swarozgaries were assisted by Swarnajayanti Gram Swarozgar Yojana (SGSY) and Swarna Jayanti Shahri Rozgar Yojana (SJSRY) together. Prime Minister's Rozgar Yojana (PMRY) generated 2.55 Lakh employment opportunities. This scheme has created an impact on the rural economy of the country and had been applauded all over the world. However, imbalance between passed out candidates and job opportunities available in the economy may have oftenly been re-directed the youth towards higher education/ training for further enhancement of educational/professional qualifications, taking up self-employment ventures, getting attracted for Private/Corporate Sector, etc. Bulk of them have higher aspirations/expectations as their life goals and remained to continue preparation for various competitive examinations/achieving the desired results.

CHAPTER-I

JOB-OPPORTUNITIES FOR ENGINEERS

1.1 Nearly 24% of total Job-opportunities offered during 2009 were meant for engineering personnel. In all, 28,253 vacancies for engineers were notified in 2009 as against 35,553 during 2007, reflecting an decrease of 20%. Out of these 28,253 vacancies, 10,511 were meant for persons holding diploma-level qualifications and 17,742 for degree holders in either of engineering disciplines.

Classification of Vacancies

1.2 Engineering vacancies notified during 2009 have been classified under 35 heads (Table 1A-1B). It may, however, be pointed out that such vacancy notifications, where employing establishments failed to mention specific qualifications required, and left them in non-classifiable category, have been shown and classified under the head "Engineers- Unspecified". Vacancies meant for combination of two or more allied subjects have been suitably grouped as Architecture-Civil, Electrical-Mechanical & Mechanical-Metallurgical, etc.

Job-opportunities by Branches of Engineering

1.3 The study of vacancies notified during 2009 according to various branches of engineering indicates that out of 28,253 vacancies, 20% for Electronics & Electrical Microwave, 16% for Mechanical & Electrical Engineering each, 13% for Civil (including Municipal) Engineering, 12% for Computer Branch, 7% for Architecture/Civil Engineering, 4% vacancies were meant for Engineers unspecified, 2% each for Mining, Chemical Engineering & Telecommunication/Line Communication (Telephone & Telegraph), 1% for Instrumentation, Aeronautical & Electrical/Mechanical. Rest of the opportunities shared by other subjects.

Engineering Vacancies by Sectors

1.4 An analysis of engineering vacancies notified during 2009 according to sector of employing establishments has revealed that 58% of total vacancies arose in Quasi-Govt., 27% in Central Govt., 11% in State Govt. , 3% in private establishments and less than 1% in local bodies.

Engineering Job-offers by Pay-Ranges

1.5 Analysis of Job-offers made to engineers during 2009 according to pay-ranges reveals that majority of the vacancies (35%) of jobs offered in highest pay-range of Rs. 8001 and above per month, 34% were carrying Job-offers in lowest pay-range upto Rs. 5000 per month, and the rest 31% in middle pay-range of Rs. 5001-8000 per month.

Job-opportunities for Fresh-Engineers

1.6 It is interesting to note that out of all the vacancies meant for engineers during 2009, 88% vacancies were offered to freshers having no work-experience. Most of these fresh job-openings belonged to Telecommunication/Line Communication/Electronics & Electrical/Microwave/ Communications (including Radio), Education/Teaching, Electrical Engineering, Electrical/Mechanical Engineering, Chemical Engineering, Air Conditioning and Refrigeration Engineering etc. The Table-1 indicates distribution of percentage of vacancies for engineering degree and diploma holders with or without work-experience.

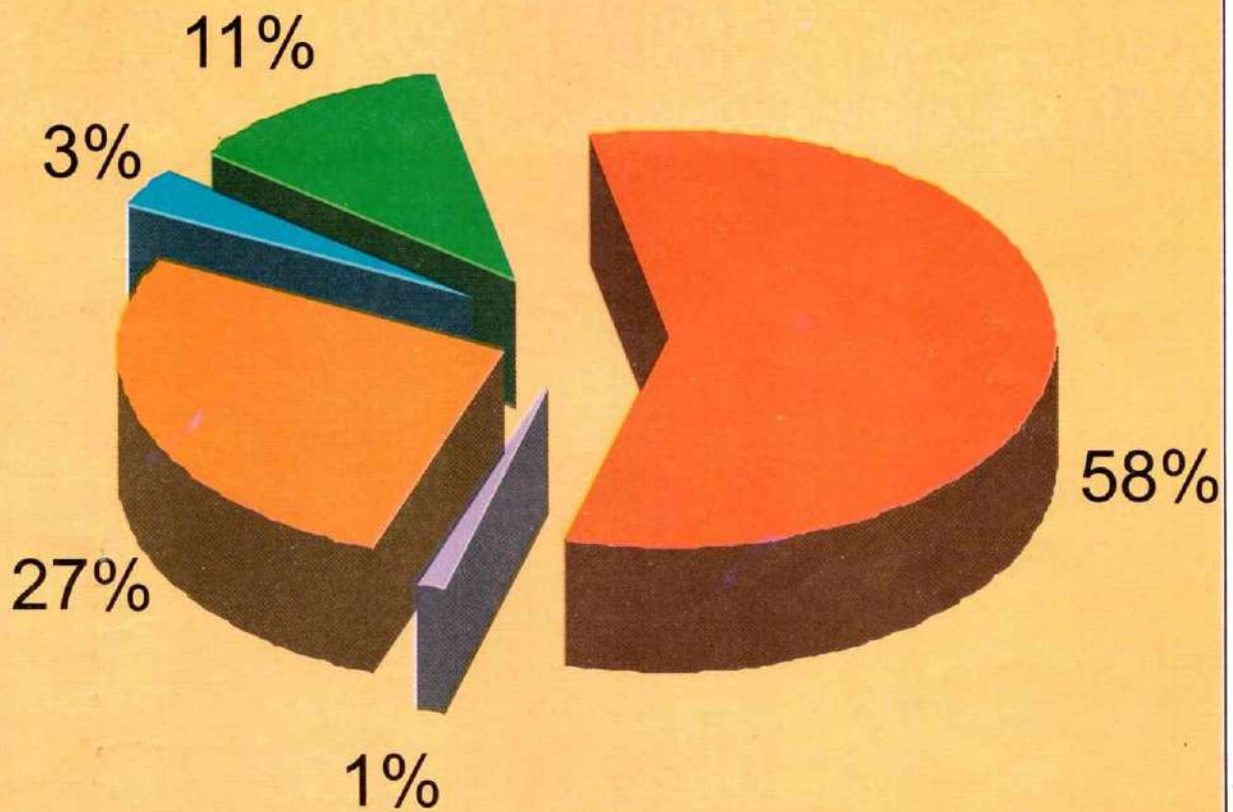
TABLE - 1
Distribution of Vacancies for Engineers

Qualification levels	Work experience required	Number of vacancies notified during the year	
		2007	2009
(A) Degree	With experience	6022 (16.9)	2466 (8.7)
	Without experience	10698 (30.1)	15276 (54.1)
	All	16720 (47.1)	17742 (62.8)
(B) Diploma	With experience	1806 (5.09)	778 (2.8)
	Without experience	16974 (47.8)	9733 (34.4)
	All	18780 (52.9)	10511 (37.2)
Total no. of vacancies		35500* (100.00)	28253 (100.00)

Note: Figures in brackets represent percentages.

* Excluding vacancies other than degree and diploma.

SECTOR-WISE JOB OPPORTUNITIES FOR ENGINEERS DURING 2009



■ CENTRAL GOVT. ■ PRIVATE SECTOR
■ STATE GOVT. ■ QUASI GOVT.
■ LOCAL BODIES

State-wise Dispersion of Job-opportunities

1.7 The study of Job-opportunities made out of vacancy notifications of 2009 meant for engineering personnel according to the location of employing establishments, showed that 9% came from Delhi followed by 7% from Gujarat, 6% from Uttar Pradesh, 4% each from West Bengal and Rajasthan, 3% each from Tamilnadu, Maharashtra and Andhra Pradesh, 2% from Chandigarh and Chhattisgarh and 1% each from Kerla, Meghalaya, Karnataka, Bihar, Haryana, Assam, Madhya Pradesh, Uttarakhand and Jharkhand. A major share of 47% goes to vacancies not specified with locations.

Note : Statistical details relating to year 2009 have been given in Table no. 1A, 1B & 1C.

CHAPTER- II

JOB-OPPORTUNITIES FOR TECHNOLOGISTS

2.1 During 2009, total 337 vacancies for technologists were notified as against 626 in 2007, reflecting 46% decrease in the job opportunities.

Classification of Vacancies

2.2 The vacancies notified for various technological areas have been classified under 26-heads (Table 2A-2B). The last head of vacancies includes such of the vacancies, where employing establishments either prescribed certain combination of qualifications or no specific qualifications.

Job-opportunities by Branches of Technology

2.3 The study of vacancies notified in 2009 according to various technological areas shows that 34% of job-opportunities offered to Printing Technology followed by 25% for Wood & Timbers, 10% for Textile Technology, 5% for Fisheries, 1% each for Textile, Dyieng & Printing and Textile, Chemistry. Remaining 23% of the opportunities shared by other technological subjects.

Technology-Vacancies by Sectors

2.4 Analysis of vacancies offered to technologists during 2009 according to sector of employing establishments has revealed that 49% of these Job-opportunities belonged to Quasi Government followed by 24% to Central Government, 21% to State Government and 7% to Private Establishments. Local Bodies has no share.

Job-offers according to Pay-Ranges

2.5 Analysis of Job-offers made to technologists in 2009 according to pay-ranges shows that 77% vacancies belonged to lowest pay-range upto Rs. 5000 per month followed by 20% job-offered in highest pay range of Rs. 8001 & above per month and 3% job opportunities offered to middle pay-range of Rs. 5001-8000 per month.

Job-opportunities for Fresh Technologists

2.6 An analysis of Job-offers made to technologists during 2009 according to work-experience shows that 11% vacancies were offered to persons having some previous work-experience whereas 89% vacancies were offered to persons having no previous experience. Such freshers' job-openings were available to Wood & Timber, Printing, Food/ Chemical Technology etc. The following table gives distribution of vacancies for degree holder technologists with or without work experience.

TABLE - 2
Distribution of Vacancies for Technologists

Qualification levels	Work experience required	Number of vacancies notified during the year	
		2007	2009
Degree/Diploma	With experience	132 (21.1)	38 (11.3)
	Without experience	494 (78.9)	299 (88.7)
Total no. of vacancies		626 (100.0)	337 (100.0)

Note: Figures in brackets represent percentages.

State-wise Dispersion of Job-opportunities

2.7 The study of Job-opportunities offered during 2009 through vacancy notifications meant for technologists by location of employing establishments reveals that 24% of Jobs came from Gujarat followed by 20% each from Karnataka & Kerala, 7% from Delhi, 6% from Maharashtra, 2% each from Uttar Pradesh, West Bengal & Haryana, 1% each from Andhra Pradesh, Jharkhand, Assam & Uttaraanchal, remaining States/UTs shared the residual 2% of Job-opportunities for technologists. 9% of the vacancies could not be classified.

Statistical details relating to year 2009 have been given in Table no. 2A, 2B & 2C.

CHAPTER- III

JOB-OPPORTUNITIES FOR AGRICULTURAL SCIENTISTS

3.1 During 2009, out of the total 1,17,055 Job-opportunities, 3,164 were notified for agricultural & allied scientists, as against 9,021 in 2007.

Classification of Vacancies

3.2 The vacancies notified for agricultural scientists have been classified into 30 broad categories (Table 3A-3B). The thirtieth category, namely "Other Agricultural Subjects" takes care of all such vacancy notifications where employing establishments did not mention their specific qualification requirements.

Job-opportunities by Branches of Agricultural Sciences

3.3 The study of vacancies notified in 2009 according to branches of agriculture & allied science reveals that out of a total of 3164, 18% job-opportunities were shared by Veterinary Science & Animal Husbandry, 3% each by Horticulture, Plant Breeding & Genetics and Agronomy, 2% each by Fishery and Soil Science, 1% each by Agriculture Economics, Plant Pathology, Agriculture Microbiology, Agriculture Extension, Forestry, Animal Nutrition, Dairying, Plant Physiology, Entomology and Poultry Farming, other Agricultural Subjects shared 57% of the vacancies.

Job-opportunities by Sectors of Employers

3.4 Analysis of vacancies notified during 2009 according to sector of employing establishments indicates that a significant proportion 72% of total Job-opportunities were offered by Quasi Government, 16% by State Governments, 12% by Central Government and remaining 1% is shared by Local Bodies and Private Sector.

Job-offers according to Pay-Ranges

3.5 The study of Job-opportunities notified for agricultural & allied scientists according to pay-ranges reveals that 82% of total vacancies notified during 2009 belonged to highest pay-range of Rs. 8001 & above, 15% belonged to lowest pay-range upto Rs. 5000 per month, remaining 3% jobs fell in middle pay range of Rs. 5001-8000 per month.

Job-openings for Freshers

3.6 It is interesting to find that out of all vacancies, those were meant for scientists in the field of agriculture & allied disciplines in 2009, bulk (56%) job-openings were meant for those having no work-experience. Such Job-opportunities belonged to branches of Agronomy, Dairying, Veterinary Science and Animal Husbandry, Horticulture, Fishery, Forestry, Agriculture Economics and Agriculture Extension, Water Conservation, Warehousing etc. Other agriculture subjects (Unclassified) have major share. The distribution of vacancies work-experience wise is indicated in the following table:

TABLE- 3

Distribution of Vacancies for Agricultural Scientists

Qualification level	Work experience required	No. of vacancies offered during the year	
		2007	2009
Degree/Diploma	With experience	708 (7.8)	1404 (44.4)
	Without experience	8313 (92.2)	1760 (55.6)
Total no. of Vacancies		9021 (100.0)	3164 (100.0)

Note: Figures in brackets represent percentages.

State-wise Dispersion of Job-opportunities

3.7 Analysis of Job-opportunities offered during 2009 through vacancy notifications meant for agricultural & allied scientists according to location of employing establishments shows that 17% of Jobs belong to Maharashtra followed by 11% to Uttar Pradesh, 6% to Uttarakhand, 5% to Haryana, 3% each to Andhra Pradesh, Delhi and West Bengal, 2% each to Tamilnadu, Karnataka, Jammu & Kashmir, Bihar, Gujarat, Assam, Kerala and Madhya Pradesh. Rest 7% goes to remaining States/UTs and 29% goes to vacancies which could not be classified by State/UTs.

Note: Statistical details relating to year 2009 have been given in Table no. 3A, 3B & 3C.

CHAPTER – IV

JOB-OPPORTUNITIES FOR MEDICAL PERSONNEL

Medical Personnel

4.1 Out of 1,17,055 vacancies notified during 2009, a total of 17,451 Job-opportunities pertained to medical personnel as against 9,281 during 2007 registering an increase of 88%.

Classification of Vacancies

4.2 The vacancies notified for medical personnel have been classified into 38 categories (Table 4A-4B). The last category namely; "Medical Specialists & Unspecified Others" represents all such vacancies for which employing establishments did not mention specific specialization & qualification requirements.

Job-opportunities by Branches of Medicine

4.3 The study of vacancies notified in 2009 according to branches of medical science reveals that out of total 17,451 Job-opportunities meant for medical personnel, 33% belonged to Allopathic Medicine (MBBS), 20% to Nursing, 9% each to Anaesthesia and Medical Radiology & Electrology, 3% to Pharmacy, 2% each to Gynaecology, Obstetrics, General Surgery and Homeopathy, 1% each to Ayurveda, Paediatrics, Dental Surgery, Ophthalmic Medicine and Surgery, Sanitary Science, Clinical Pathology & Bacteriology and Orthopaedic Surgery. A Total of 10% of the vacancies belonged to Medical Specialists and Unspecified Others (MD/MS/Ph.D.)

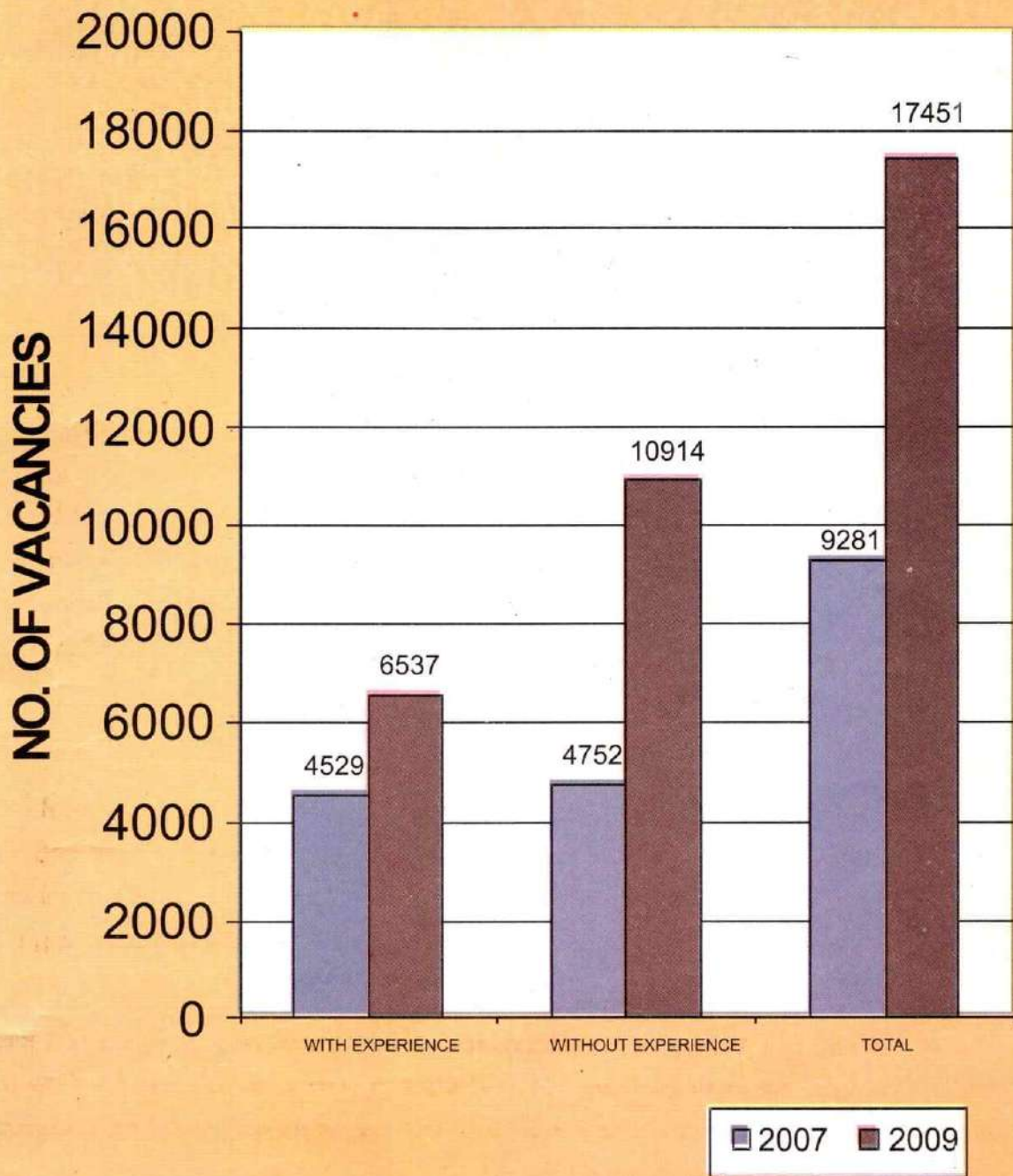
Job-opportunities by Sectors of Employment

4.4 Analysis of vacancies notified in 2009 according to sector of employing establishments shows that 66% Job-opportunities for medical personnel came from State Governments and 18% from Central Government and 15% from Quasi-Government. Out of the remaining Job-opportunities, establishments of Private Sector offered 1% and Local Bodies had meagre share.

Job-offers According to Pay-Ranges

4.5 The study of Job-offers made to medical personnel according to pay-ranges reveals that 70% of total vacancies notified during 2009 belonged to highest pay-range of Rs. 8001 & above per month, 27% to lowest pay range of upto Rs. 5000 per month and remaining 2% belonged to middle pay-range of Rs. 5001-8000 per month.

JOB OPPORTUNITIES FOR MEDICAL PERSONNEL DURING 2007 & 2009



Job-Openings for Freshers

4.6 Analysis of Job-offers made to medical personnel according to work-experience shows that 63% vacancies were offered to freshers during 2009. Such job opportunities related to areas of Allopathic Medicine (MBBS), Nursing, Anaesthesia, Medical Radiology & Electrology, Gynaecology, Obstetrics, Pharmacy, General Surgery and Homeopathy.

The distribution of vacancies with or without experience is indicated in the following Table:

TABLE - 4

Distribution of Vacancies for Medical Personnel

Qualification level	Required Work experience	No. of vacancies offered during the year	
		2007	2009
Degree/Diploma	With experience	4529 (48.8)	6537 (37.4)
	Without experience	4752 (51.2)	10914 (62.6)
Total no. of vacancies		9281 (100.0)	17451 (100.0)

Note: Figures in brackets represent percentages.

State-wise Dispersion of Job-opportunities

4.7 Analysis of Job-opportunities offered during 2009 through vacancy notifications of medical personnel according to location of employing establishments reveals that 36% of Job-opportunities originated from Uttar Pradesh followed by 20% from Delhi, 10% from Maharashtra, 5% from Uttarakhand, 2% from Chandigarh, 1% each from Gujarat, Pondicherry, Jharkhand, Mizoram, Chhattisgarh and West Bengal, remaining States/UTs shared the residual portion of 4% of Job-opportunities and 17% of the vacancies could not be classified by States/UTs.

Note: Statistical details relating to year 2009 has been given in Table no. 4A, 4B & 4C.

CHAPTER- V

JOB-OPPORTUNITIES FOR NATURAL SCIENTISTS

5.1 A total of 4,222 Job-opportunities for Natural Scientists were notified during 2009, as compared to 4,437 during 2007, registering an decrease of 5%.

Classification of Vacancies

5.2 The vacancies notified for Natural Scientists have been presented under 24 heads (Table 5A-5B). The last head "Combination of Natural Science Subjects" includes such vacancies in whose cases employing establishments have not precisely mentioned required qualifications.

Job-opportunities by Branches of Natural Science

5.3 The study of vacancies notified according to branches of natural science in 2009 reveals that out of a total of 4,222 Job-opportunities, 26% of the opportunities belonged to Chemistry, 16% to Physics, 13% to combinations of Physics, Chemistry and Mathematics (PCM), 11% to various combination of Natural Science Subjects, 10% to Geology, 7% to Biology, 5% to Botany, 3% each to Zoology and Geophysics, 2% to Bio-chemistry, 1% each to Microbiology and Physiology.

Job-opportunities by Sector of Employers

5.4 Analysis of vacancies according to sector of employing establishments shows that 39% by Quasi-Government, 35% of jobs were contributed by Central Government, 25% by State Governments and less than 1% together by Local Bodies and Private Sector during 2009.

Job-offers According to Pay-Ranges

5.5 The study of Job-offers made to natural scientists according to pay-ranges in 2009 reveals that 36% of total vacancies carried monthly lowest pay range upto Rs. 5000 per month, 35% highest salaries of Rs. 8001 & above per month. The remaining 28% offered salaries in middle pay-range between Rs. 5001-8000 per month.

Job-opportunities for Freshers

5.6 It is encouraging for fresh job seekers that 82% of total Job-opportunities during 2009 meant for natural scientists went to fresh entrants into the world of work having no previous work experience. Such fresh job-openings had arisen in field of combination of Chemistry, Physics, combinations of Physics, Chemistry and Mathematics (PCM), various combination of Natural Science Subjects, Geology, Biology, Botany, Zoology and Geophysics, Bio-chemistry, Microbiology and Physiology.

TABLE -5

Distribution of Vacancies for Natural Scientists

Qualification level	Work experience required	No. of vacancies offered during the year	
		2007	2009
Degree/Diploma	With experience	969 (21.8)	746 (17.6)
	Without experience	3468 (78.2)	3476 (82.4)
Total no. of vacancies		4437 (100.0)	4222 (100.0)

Note: Figures in brackets represent percentages.

State-wise Dispersion of Job-opportunities

5.7 The Job-opportunities notified for natural scientists during 2009 according to location of employing establishments, analysed State-wise, shows that Uttar Pradesh had a maximum share of 19%, Delhi & Uttarakhand 11% each, Tamilnadu 5%, Maharashtra 4%, Andhra Pradesh & Gujarat 3% each, West Bengal & Karnataka 2% each, Jharkhand, Chhattisgarh, Haryana, Rajasthan, Andaman & Nicobar, Bihar, Jammu & Kashmir, Madhya Pradesh and Chandigarh. Other States & Union Territories shared residual Job-opportunities.

Note: Statistical details relating to year 2009 have been given in Table no. 5A, 5B & 5C.

CHAPTER- VI

JOB-OPPORTUNITIES FOR SOCIAL SCIENTISTS & TEACHERS

6.1 Out of total 1,17,055 Job-opportunities identified during 2009, social scientists & teachers enjoyed a share of 18%. In all 20,488 Job-opportunities were meant for such categories of personnel during 2009 as against 30,471 in 2007. Thus, registered a decrease of 33%.

Classification of Vacancies

6.2 The vacancies notified for social scientists & teachers have been classified into 30 heads (Table 6A-6B). The last category which includes all such vacancies, which were not classifiable under a specific category, as vacancy notifications did not mention a single & precise qualification requirements for the post. Hence, last head shown as other social science subjects.

Job-opportunities by Branches of Social Science

6.3 The study of Job-opportunities for year 2009 according to branches of social science shows that 34% of vacancies were meant for branch of Education/Teaching, 25% Sociology/Social Work/Social Science, 11% Chartered Accountancy, 6% Law, 4% each Hindi and Language, 3% English, 2% each Mathematics, Economics, History and Political Science, 1% each Accountancy, Other Social Science Subjects & Geography.

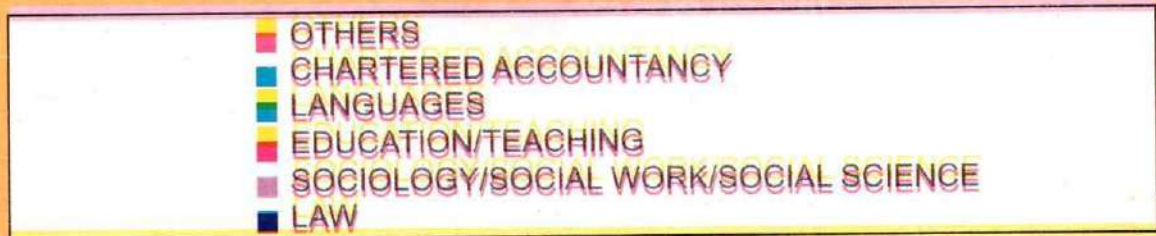
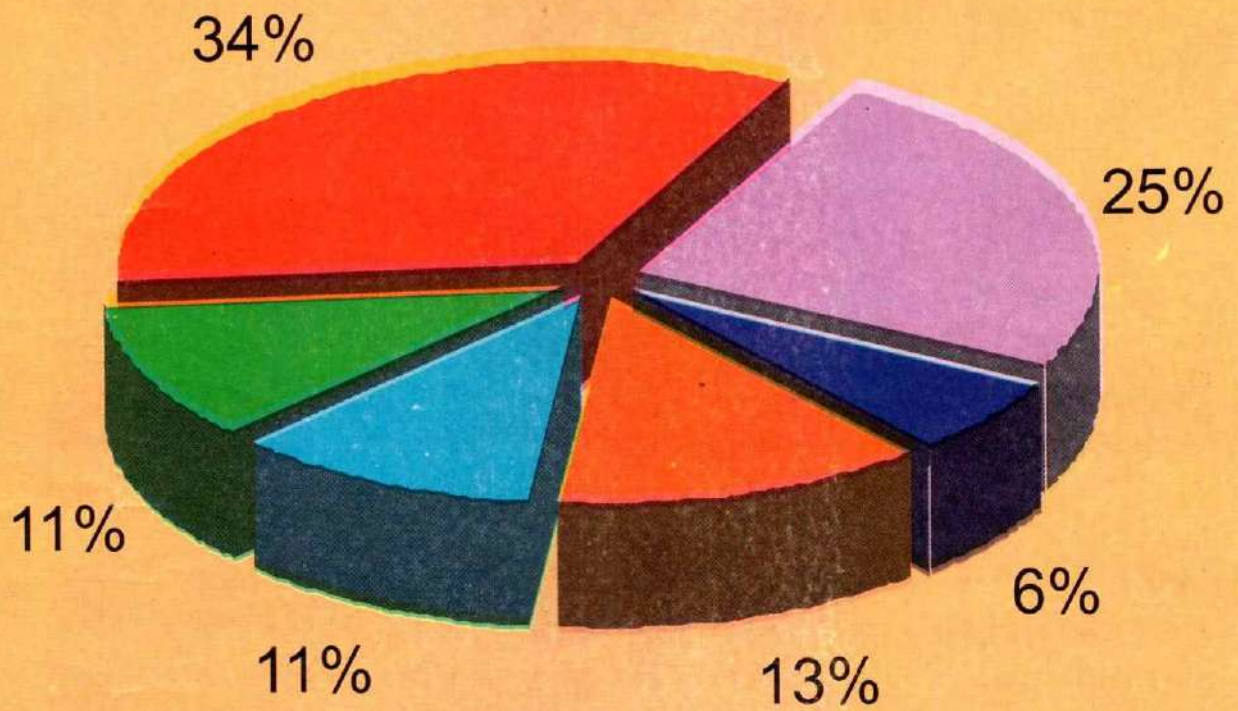
Job-opportunities by Sector of Employers

6.4 Analysis of vacancies according to sector of employing establishments shows that 42% of total Job-opportunities in 2009 meant for social scientists and teachers came from State Government, 26% each by Quasi Government and Private Sector, 6% by Central Government, Local Bodies had no share.

Job-offers according to Pay-Ranges

6.5 The study of Job-offers made to social scientists & teachers during 2009 according to pay-ranges reveals that 62% of total vacancies were notified in lowest pay-range upto Rs. 5000 per month, 20% belonged to highest pay range of Rs. 8001 & above per month and remaining 18% in middle pay range of Rs. 5001-8000 per month.

JOB OPPORTUNITIES BY BRANCHES OF SOCIAL SCIENCE DURING 2009



Job-opportunities for Freshers

6.6. The job-seekers desirous of entering into world of work may be encouraged to find that bulk of Job-opportunities i.e. 86% were offered in 2009 to freshers having no previous work experience requirement. Such job openings for freshers in 2009 arose in Sociology/Social Work/Social Science, Chartered Accountancy, Law, Hindi, Language, English, Mathematics, Economics, History, Political Science, Accountancy, Other Social Science Subjects and Geography. The distribution of vacancies with or without experience is shown in the following Table:

TABLE - 6

Distribution of Vacancies for Social Scientists and Teachers

Qualification level	Work experience required	No. of vacancies offered during the year	
		2007	2009
Degree/Diploma	With experience	2833 (9.3)	2870 (14.01)
	Without experience	27638 (90.7)	17618 (85.99)
Total no. of vacancies		30471 (100.0)	20488 (100.0)

Note: Figures in brackets represent percentages

State-wise Dispersion of Job-opportunities

6.7 The job-opportunities notified in 2009 for social scientists and teachers according to location of employing establishments shows that 32% of job-opportunities were shared by Delhi followed by 27% Gujarat, 10% Uttar Pradesh, 5% Uttarakhand, 2% Maharashtra and 1% each by West Bengal and Andhra Pradesh, remaining 4% of jobs were shared by other States & Union Territories and 18% of vacancies could not be classified.

Note: Statistical details relating to year 2009 have been given in Table no. 6A, 6B & 6C.

CHAPTER – VII

JOB-OPPORTUNITIES FOR GRADUATES

7.1 This chapter provides a review of Job-opportunities that emerged out of vacancy notifications meant for Honours & Pass course Graduates in residual disciplines (Arts, Science & Commerce) including Diploma holders not elsewhere covered in the preceding chapters. An attempt has, therefore, been made to give a complete account of all Job-opportunities through coverage of even miscellaneous vacancies as identified from various sources mentioned in the introductory part of this Bulletin. These miscellaneous areas, inter-alia, include Job-opportunities in disciplines such as commercial art, journalism, library science, company secretary-ship, banking, hotel management, catering & nutrition, physical education & music etc. It is worth to mention here that Graduates can improve their job-prospects after acquiring diplomas in either of fields enumerated above.

Classification of Graduates

7.2 The vacancies notified for Graduates have been classified under 25 heads (Table 7A-7B). The last head presents vacancies which were not classifiable under a specific category as vacancy notifications did not mention clearly precise qualification required for the posts. Hence, the last head includes all such combined nature of unspecified vacancies.

Job-opportunities by Branches

7.3 The study of Job-opportunities during 2009 according to branches/disciplines reveals that many of vacancies 91% pertained to Pass Graduates in Arts, Science and Commerce suitable for office work, 4% to Industrial Management/Business Management & Administration, 2% to other vacancies (unspecified), 1% each to Sculpture, Hotel Management, Library Science and Physical Education. Remaining disciplines showed the existence and need efforts for revival.

Job-opportunities by Sector of Employers

7.4 Analysis of vacancies according to sectors of employing establishments indicates that nearly 52% of total Job-opportunities for Graduates in 2009 were offered by Quasi Government followed by 24% by Central Government, 8% by State Governments. Private Establishments contributed 15% towards Job-opportunities for graduates whereas Local Bodies shared 1% of the vacancies.

Job-opportunities According to Pay-Ranges

7.5 The study of Job-offers made to Graduates during 2009 under three pay-ranges reveals that 51% of total vacancies carried a monthly salary upto Rs. 5000 and 30% of Job-offers carried a pay of Rs. 8001 & above. Only 19% Job-offers offered a monthly salary between Rs. 5001-8000 per month.

Job-opportunities for Freshers

7.6 It is heartening for Graduates to note that 92% of total Job-opportunities in 2009, meant for them did not require any previous work-experience as out of a total of 43,140 Job-opportunities as many as 39,772 were offered to fresh entrants. These opportunities belonged to the areas such as Pass Graduates in Arts, Science and Commerce suitable for office work, Industrial Management/Business Management & Administration, Sculpture, Hotel Management, Library Science and Physical Education. A chunk of vacancies covered under unspecified group which incorporates various combinations of subjects.

TABLE – 7

Distribution of Vacancies for Miscellaneous Graduates

Qualification level	Work experience required	No. of vacancies offered during the year	
		2007	2009
Degree/Diploma	With experience	14547 (18.7)	3368 (7.8)
	Without experience	63339 (81.3)	39772 (92.2)
Total no. of vacancies		77886 (100.0)	43140 (100.0)

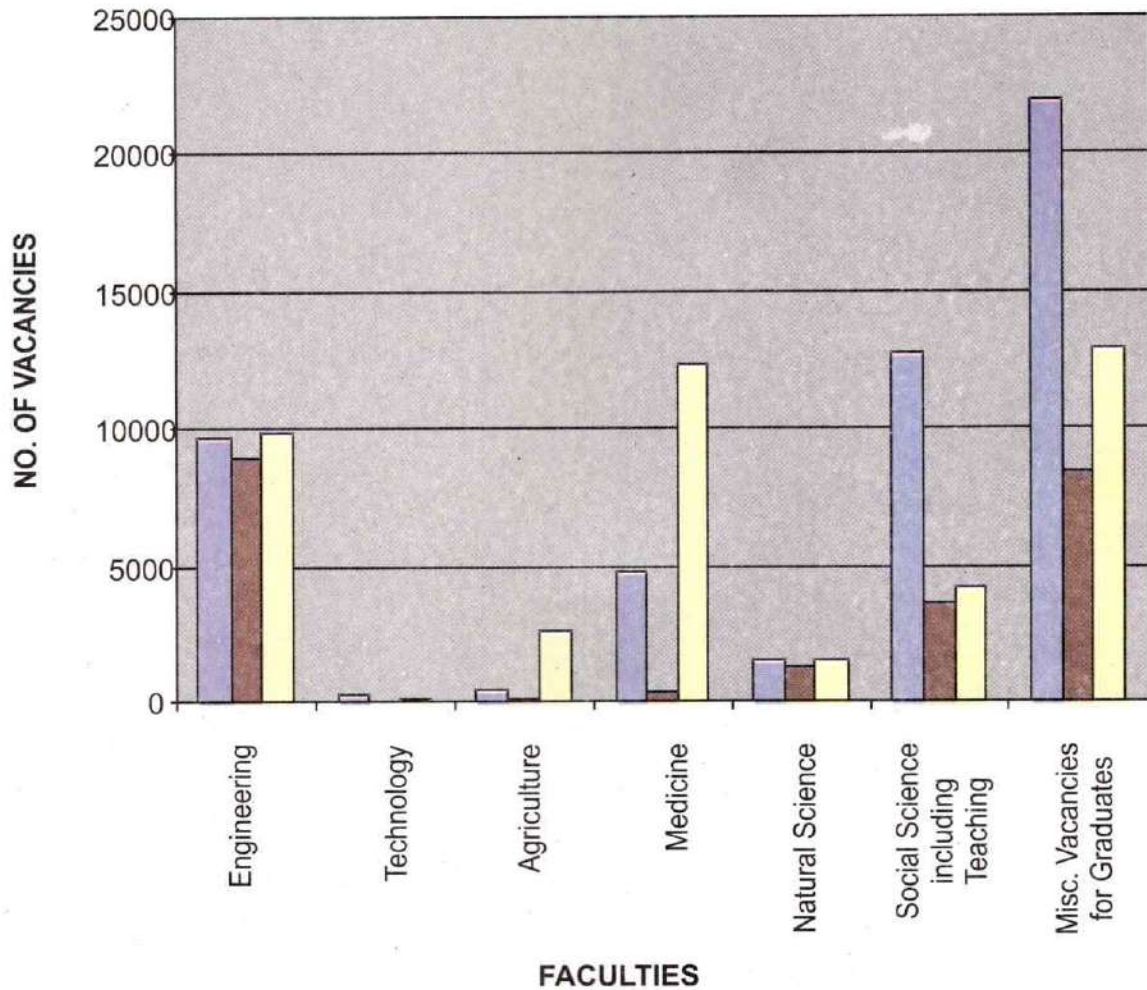
Note: Figures in brackets represent percentages.

State-wise Dispersion of Job-opportunities

7.7 The Job-opportunities notified in 2009 by employing establishments for Graduates in miscellaneous categories according to location indicate that job-seekers in Gujarat enjoyed maximum 17% of total Job-opportunities. Other employers who contributed belonged to States of Delhi 8%, Maharashtra 6%, Uttar Pradesh 5%, Pondicherry 4%, Tamil Nadu and West Bengal 3% each, Karnataka, Andhra Pradesh and Rajasthan 2% each, Kerala, Madhya Pradesh, Punjab Uttarakhand, Haryana, Bihar, Jharkhand, Assam and Chhattisgarh 1% each, remaining States/UTs shared 3% of the Job-opportunities and vacancies could not be classified are 37%.

Note: Statistical details relating to year 2009 have been given in Table no. 7A, 7B & 7C.

JOB OPPORTUNITIES FOR GRADUATES 2009



Upto Rs. 5000/- PM
 Between Rs. 5001-8000/- PM
 Above Rs. 8001/- PM

JOB OPPORTUNITIES FOR NON-GRADUATES

8.1 In this chapter, vacancies meant for unemployed job-seekers having qualification of Middle School, High School, (10+2)/ Senior Secondary School and ITI passed out have been covered. These vacancies are meant for group 'C' vacancies including ITI back ground.

8.2 Vacancies covered for Middle School pass include Peon, Chowkidar, Majdoor, Farash, Coolie, Mali etc. whereas vacancies for High School pass cover Driver, Clerks, Office Attendant, Despatch Rider, Store Keeper, Box Potter, Gang-man etc.

Similarly, vacancies for Senior Secondary School pass comprised of Office Assistants, Clerks (Typist), Computer Operator, Supervisors, Warden, and Court Masters etc.

Group 'C' technical functional/operational vacancies were meant for ITI pass out job-seekers and covered variety of vacancies like Fitter, Tool Maker, Die Maker, Motor Mechanic, Electrician, Pump Operator, Technician and Plumber etc.

Opportunities by Branches

8.3 Analysis of various vacancies by branches suggests that out of total (1,68,054) vacancies, a bulk of vacancies 83,606 (50%) were offered to High School pass followed by 31,806 (19%) and 31,779 (19%) Sr. Secondary and Middle School pass respectively. Rest of the opportunities 20,863 (12%) were offered to ITI Technicians.

Table-8A
Distribution of Vacancies by Branches & Experience

S.No.	Qualification	Total no. of vacancies	With Experience	Without Experience
1.	Middle School	31779 (18.91)	308 (9.54)	31471 (19.09)
2.	High School	83606 (49.75)	2104 (65.16)	81502 (49.45)
3.	Sr. Sec. School	31806 (18.93)	185 (5.73)	31621 (19.19)
4.	ITI	20863 (12.41)	632 (19.57)	20231 (12.27)
	Total	168054 (100.00)	3229 (1.92)	164825 (98.08)

Note: figures in brackets represent percentages

It may further be inferred that under these categories of opportunities, most of the job opportunities were available for freshers. Only 2% opportunities were meant for experienced.

Opportunities by Sector of Employment

8.4 Major portion of vacancies offered by various sector of employment were from Central Govt. 66,642 (40%) followed by Private Sector 48,161 (29%), State Govt. 26,972 (16%), Quasi Government 24,453 (15%) and Local Bodies shared 1,826 (1%)

Table-8B

Distribution of Opportunities by Sectors

S.No	Qualification	SECTORS					Total
		CG	SG	QG	LB	PVT.	
1.	Middle School	1146	1150	1203	398	27882	31779
		(1.72)	(4.26)	(4.92)	(21.80)	(57.89)	
2.	High School	53580	9026	4867	726	15407	83606
		(80.40)	(33.46)	(19.90)	(39.76)	(31.99)	
3.	Sr. Sec. School	2090	14209	14515	686	306	31806
		(3.14)	(52.68)	(59.36)	(37.57)	(0.64)	
4.	ITI	9826	2587	3868	16	4566	20863
		(14.74)	(9.59)	(15.82)	(0.88)	(9.48)	
	Total	66642	26972	24453	1826	48161	168054
		(39.66)	(16.05)	(14.55)	(1.09)	(28.66)	

Note: Figures in brackets represent percentages.

Opportunities According to Pay Ranges

8.5 All the vacancies offered under these categories fell within the pay range upto Rs. 5000 per month.

State-wise Dispersion of Vacancies

8.6 Taking all qualifications together, major share was offered by Gujarat 39,097 (23%) followed by Delhi 23,861 (14%), Jharkhand 11,234 (7%), Uttar Pradesh 9,886 (6%), 5% each by Andhra Pradesh 8,423, Maharashtra 8,348 and West Bengal 7,556, Kerala 6,185 (4%), 3% each by Tamilnadu 5,697, Rajasthan 5,368, Assam 5,254 and Bihar 5,078, 2% each by Orissa 2,757, Karnataka 2,753 and Madhya Pradesh 2,692, 1% each by Punjab 1,856, Puducherry 1,467 and Jammu & Kashmir 1,404, remaining 3% was shared by other States/UTs. 7% vacancies could not be classified by States/UTs.

8.7 Qualification-wise dispersion of vacancies shown scattered pattern. In case of Middle School passed, Gujarat Offered 23,136 vacancies followed by Kerala 4,626, Jharkhand 1,278, Maharashtra 697, Uttar Pradesh 329 and Assam 327. High School qualified persons were offered maximum vacancies by Gujarat 15,191 followed by Delhi 8,755, Andhra Pradesh 6,548, Uttar Pradesh 6,070, Jharkhand 4,944, West Bengal 4,635, Bihar 4,411 and Assam 3,783. Similarly, Sr. Sec. School pass were offered maximum jobs by Delhi 13,705 followed by Maharashtra 2,984, Uttar Pradesh 1,803, Andhra Pradesh 1,137, West Bengal 1,070.

For technicians, job offers varied from that of others qualified as above. Jharkhand notched up the first place by offering 4,582 jobs followed by Rajasthan 3,139, Uttar Pradesh 1,684, West Bengal 1,533, Maharashtra 1,235, Tamilnadu 1,099, and Delhi 1,090. For further details refer Table 8.

CHAPTER – IX

JOB OPPORTUNITIES FOR SERVICE PERSONNEL

9.1 In this chapter, vacancies meant for civil servants/working service personnel/persons with regular employment have been covered. These vacancies have been termed as deputation vacancies. Deputation means the services of a Government servant, with the sanction of the competent authority, borrowed by other Department/Ministry/Undertaking etc., for a period of minimum one year extendable to a maximum period of three years. Under certain circumstances, period can be extended beyond 3 years too. While in service, the Government servant is allowed the pension and leave benefits, if he continued in Government Service.

9.2 In the present chapter, deputation covers only those appointments/circulations that are made by transfer on deputation on a temporary/absorption basis provided the transfer is outside the normal field of deployment and is in the public interest. A total deputation vacancies (3628) covered in this chapter pertained to those vacancies which have either been circulated or published in Employment News during 2009.

Deputation Opportunities by Branches

9.3 Analysis of deputation vacancies by branches of study suggests that out of total 3628 vacancies, a chunk of vacancies 1668 (46%) were covered under Miscellaneous Vacancies for Graduates, 804 (22%) vacancies were covered by Engineers, 726 (20%) vacancies by Social Scientists including Teachers. Rest of the deputation vacancies were shared by Medicine 179 (5%), Natural Scientists 137 (4%), Agriculture 105 (3%) and Technologist only 9.

9.4 Further, insight of subject-wise distribution of deputation opportunities suggests that maximum share (39%) has been attributed to office work followed by (10%) Architecture/Civil branch of Engineering, 6% by Accountancy, 5% by other unspecified vacancies, 3% each by Chartered Accountancy and Law, 2% each is shared by Engineers Unspecified, Hindi, Language, Civil including Municipal, Computer and Electrical, 1% each for Electronics & Electrical Microwave/Communication (including Radio), Economics, Chemistry, Combination of Natural Science Subjects, Library Science, Statistics, Industrial Management/Business Management & Administration, Medical Specialists & Unspecified Others (MD/Ph.D/MS), Other Agricultural Subjects, Medical Radiology and Electrology, Physics and Allopathic Medicine (MBBS). Remaining portion is shared by other subjects in different branches of study amongst 208 subjects identified for the study.

Deputation Opportunities by Sector of Employers

9.5 Major portion of deputation vacancies was from Central Government 2291 (63%) followed by Quasi-Government 1199 (33%). State Government 136 (4%) shared negligible proportion. Local Bodies had meagre share and Private Sector had no role to play in such vacancies.

Deputation Opportunities According to Pay Ranges

9.6 The study of Job offers made to transfer on deputation during 2009 under three pay ranges reveals that 1666 (46%) of total deputation vacancies carried a monthly pay range of Rs.8000 & above, 1114 (31%) carried pay range of Rs. 5001-8000 and the remaining 848 (23%) shared the lowest pay range of upto Rs. 5000.

State-wise Dispersion of Deputation Vacancies

9.7 The deputation opportunities notified in 2009 by employing establishments according to locations indicate that a bulk of deputation vacancies 41% originated in Delhi followed by 8% in Maharashtra, 5% in Uttar Pradesh, 4% each in West Bengal and Andhra Pradesh, 3% each in Gujarat and Madhya Pradesh, 2% each in Tamilnadu & Meghalaya, 1% each in Rajasthan, Assam, Haryana, Kerala, Karnataka, Chandigarh, Bihar, Jammu & Kashmir and Orissa and remaining 4% of the residual deputation opportunities shared by other States/Union Territories. 15% of the vacancies could not be classified.

CHAPTER – X

SUMMARY AND CONCLUSION

10.1 One of the major concerns of job-seekers; Vocational Guidance Officers; Employment Officers and Manpower Planners in the present economic scenario is to find out areas/disciplines which have significant employment potential as also those areas/occupations in which shortages of manpower are being experienced by employers so as to guide youth coming out of Schools/Universities into productive channels of employment. Acquaintance about trends in national and emerging global labour market is the need of the hour. Therefore, chapters XI & XII of this study present shortage areas/occupations as reported to by various recruiting agencies such as Union Public Service Commission, State Public Service Commissions and Railway Recruitment Boards etc. It is hoped that information contained in these chapters would be valuable to job seekers, planners, trainers, educational institutions, employers, counselors, Vocational Guidance/Employment Officers, etc. and others who wish to extend helping hand to the people through social and other means.

Analysis of Demand

10.2 The present chapter presents a study of demand and supply in the context of job opportunities notified in the country, besides, presenting principal findings of all faculties discussed in the previous chapters. The demand in terms of vacancies in the fields of engineering & technology, agricultural science, medical science, natural science, social science and miscellaneous groups have been analyzed w.r.t. Graduates/Post-Graduates/Doctorates, Non-Graduates and also for deputation vacancies wherein scanning of these vacancies culminated through out turn from Universities/Institutions.

10.3 The study of demand side has been made on the basis of number of vacancies notified by employers for graduates, post-graduates, doctorate awardees, non-graduates etc., to various recruiting agencies. This study has taken into account all such vacancies, which were notified in 2009 to Union Public Service Commission, State Public Service Commissions, Railway Recruitment Boards, Institute of Banking Personnel Services, Agricultural Scientists Recruitment Board and Employment Exchanges including Central Employment Exchange under the provisions of Employment Exchanges (Compulsory Notifications of Vacancies) Act, 1959. The coverage, though narrow, obviously provides mile stones/markers on demand in the labour market.

10.4 As per present study 2,88,737 various kind of vacancies emerged in the economy during 2009. These vacancies includes 1,17,055 vacancies notified for graduates/post-graduates/doctorates, 1,68,054 non-graduates and 3,628 deputation vacancies. A decreasing trend in vacancy notifications has been observed in the fields of Engineering and Technology followed by Agriculture, Social Science including Teaching/Education, Graduates with any discipline, Natural Science and rising in Medicine as compared to study in 2007. Similarly, rising trend has been observed in deputation vacancies.

10.5 In 2009, maximum 43,140 vacancies were referred for miscellaneous vacancies for Graduates having 37% share in total vacancies. In other faculties significant number of vacancies notified were under Engineering & Technology (24%), Social Science including Education/Teaching (18%), Medicine (15%), Natural Science (4%) and Agriculture (3%).

Sector-wise break up of all vacancies notified to Graduates in 2009 shows that 50,889 (43%) vacancies were from Quasi-Government and 28,470 (24%) from State Governments followed by Central Government 24,355 (21%) and 12% by both Private Establishments (12,858) and Local Bodies (483) together.

Of pay-ranges under which all vacancies were made available in 2009 reveals that there were 51,278 (44%) vacancies in lowest pay-range upto Rs. 5000 per month, 22,498 (19%) vacancies in middle pay-range between Rs. 5001-8000 per month and 43,279 (37%) in top pay range of Rs. 8001 & above per month for Graduates.

Analysis of the data further shows that majority of jobs during 2009 were open to freshers. Out of total jobs, 98,848 (84%) jobs did not require any previous work experience during 2009.

Analysis of total vacancies according to States/UTs shows that Delhi had maximum share with 14% vacancies followed by 13% vacancies occurred in Gujarat, 11% in Uttar Pradesh, 5% in Maharashtra, 3% each in Uttarakhand and West Bengal, 2% each is shared by Tamilnadu, Andhra Pradesh, Puducherry and Rajasthan.

10.6 For Non-Graduates 1,68,054 vacancies were offered during, 2009. Amongst these vacancies High School pass had major share (50%) followed by Sr. Secondary School & Middle School pass (19%) each and the remaining was shared by ITI.

Sector-wise break up of these vacancies shows that 66,642 (40%) vacancies were from Central Govt. followed by 48,161 (29%) from Private Sector, 26,972 (16%) from State Govt., 24,453 (15%) from Quasi-Govt. and 1,826 (1%) goes to Local Bodies.

Most of vacancies were in lowest pay range with no requirement of experience. Further details can be had from Table no. 8.

10.7 For deputation vacancies, 3,628 opportunities were offered during, 2009. A chunk of these (88%) offers were for Miscellaneous Graduates, Engineering & Social Scientists including Teachers with experience.

Most of the deputation vacancies were from Central Govt. followed by Quasi-Government. State Govts /Local Bodies had negligible share whereas private sector has no role to play.

Similarly, most of the opportunities on deputation were in higher pay range of Rs. 8000 & above followed by middle pay range. Further insight of the information may be had from Table no. 9.

Analysis of Supply

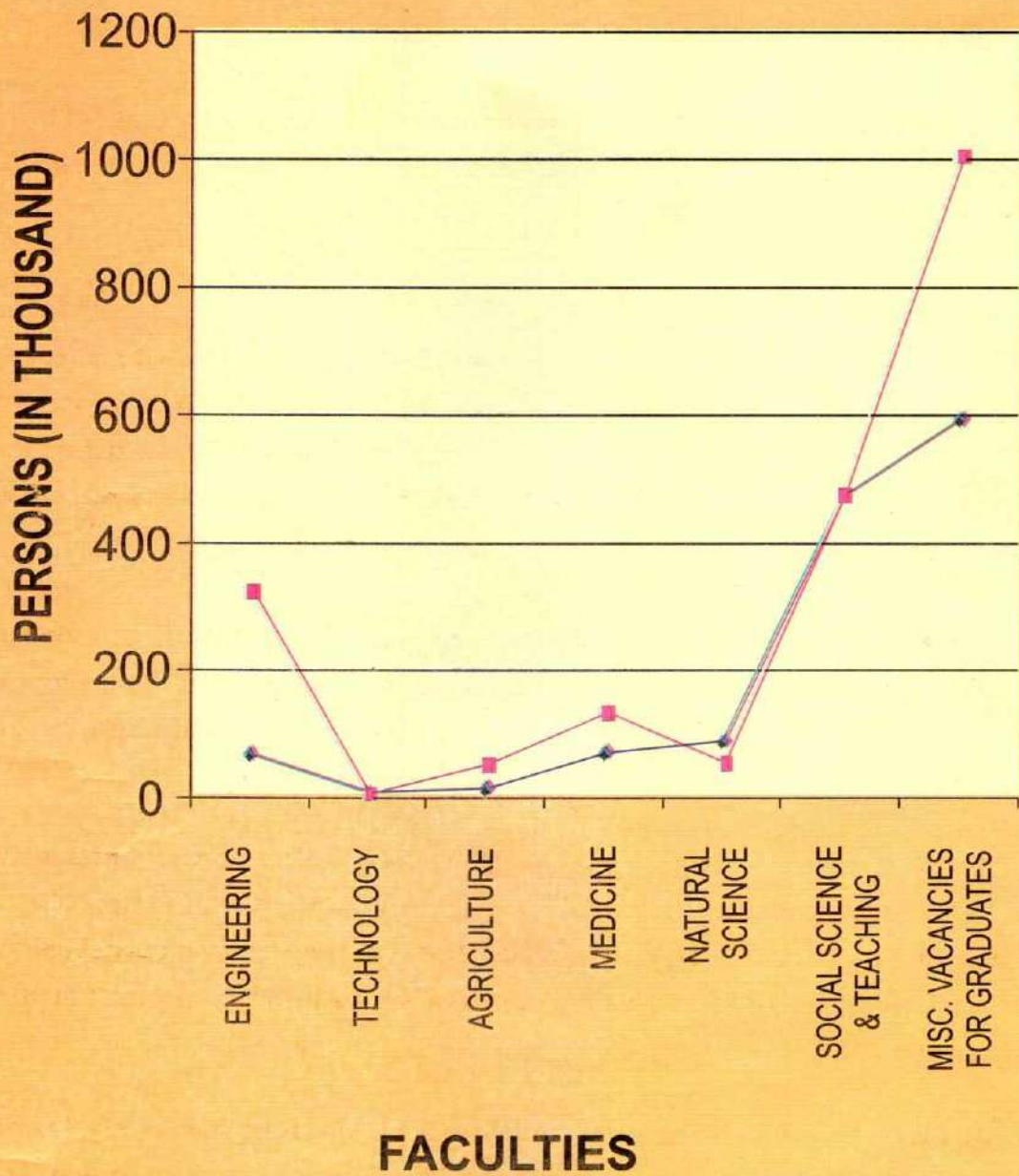
10.8 In order to obtain information on out-turn of Graduates and Post-Graduates during 2009, 461 Universities/Institutions (deemed Universities) were addressed. Information was received from 274 (59%). The number of persons passed out in Degree/ Post-Graduate Degree courses from these Universities was 20,09,880 in 2009 as against 12,85,995 in 2007. This shows increase of 56.29% in out-turn over the previous year.

10.9 Further analysis shows that there was an overall increase in out-turn for graduates. Substantial increase in disciplines of Engineering, Agriculture and Medical Science may be attributed to Government's thrust on easy access to technical & medical education to common men in the country.

10.10 To analyse the supply side for super speciality jobs, out-turn of persons awarded Doctorate Degrees during 2006-07 and 2007-08 was studied and information was collected from UGC, New Delhi. The number of persons awarded Doctorate Degrees in various disciplines during 2009 was 32,410 as against 19,996 during 2007. This shows an increase in out turn of 62.08% over the previous year.

10.11 Analysis of the information so received also shows that there was 124.7% increase in out-turn registered in Science over previous year followed by 124.5% in Education, 118.8% in Commerce and Management, 69.55% in Engineering & Technology, 40.66% in Agriculture and 16.26% in Arts whereas a decreasing trend is observed in Veterinaery Science, Law and Medicine.

FACULTY-WISE NO. OF PERSONS OBTAINED DEGREE & POST GRADUATE DEGREE



◆ 2007 ■ 2009

Others covering Music, Fine Arts, Library Science, Physical Education, Journalism, Social Work etc. dominated the scenario with 33% whereas a decreasing trend is found in Law, Commerce/Management, Education, Medicine, Veterinary Science and Agriculture.

10.12 Study of Table XI & XII with reference to Table 10 F (ii) reveals that out turn of Doctorate Awardees is sufficient enough to cater to the need for super speciality jobs but vacancies also presumably, remained unfilled due to non availability of experienced candidates in the relevant fields. Other matrices have been attempted to spell out reasons in Para 12.1 and 12.3 of chapter XII of this Bulletin.

10.13 Lastly, during the period under reference, demand in vacancies registered a mixed trend. Job Opportunities in Labour Market during the said period were insignificant as compared to bulk discipline wise out-turn from Universities/Institutions.

10.14 Various employment generation schemes launched by Govt. of India through various Ministries/Departments had tried to bridge the gap. These flagship schemes are Swarnajayanti Gram Swarozgar Yojana (SGSY), Swarna Jayanti Shahri Rozgar Yojana (SJSRY), Prime Minister's Rozgar Yojana (PMRY) and Mahatma Gandhi National Rural Employment Guarantee Scheme (MGNREGS). During 2008-09 employment generation was of the order of 216.32 Crore Persondays from Mahatma Gandhi National Rural Employment Guarantee Scheme (MGNREGS) besides, a total of 20.46 Lakh Swarozgaries were assisted by Swarnajayanti Gram Swarozgar Yojana (SGSY) and Swarna Jayanti Shahri Rozgar Yojana (SJSRY) together. Prime Minister's Rozgar Yojana (PMRY) generated 2.55 Lakh employment opportunities. This scheme has created an impact on the rural economy of the country and had been applauded all over the world. However, imbalance between passed out candidates and job opportunities available in the economy may have oftenly been re-directed the youth towards higher education/ training for further enhancement of educational/professional qualifications, taking up self-employment ventures, getting attracted for Private/Corporate Sector, etc. Bulk of them have higher aspirations/expectations as their life goals and remained to continue preparation for various competitive examinations/achieving the desired results.

10.15 Govt.'s skill development initiatives through MES will usher a new era for unemployed youth of the Country.

CHAPTER – XI

UNION PUBLIC SERVICE COMMISSION VACANCIES

11.1 The Union Public Service Commission, located in New Delhi, looks after the task of recruitment for Government of India. Employing departments of Central Government refer their requirements of personnel to U.P.S.C. The posts are advertised in "Employment News" and other leading newspapers as deemed fit by Commission. The advertisements appear on every second/fourth Saturdays of the months. Selections against the posts are based on tests and/ or interviews.

11.2 Under recruitment through examination method, the Union Public Service Commission conducted 12 examinations, eight for recruitment to civil services/posts and four for defence services; a total of 9,4,517 applications were received and processed; 6,845 candidates interviewed for civil services/posts and 4,104 candidates recommended for appointment to various posts, 2,567 for civil services/posts and 1,537 for defence services/ posts.

11.3 With effect from Civil Services (Main) Examination, 2008, extra time of twenty minutes per hour to the candidates with loco-motor disability and cerebral palsy where dominant (writing) extremity is affected to the extent of slowing the performance of function (minimum of 40% impairment) has been granted in the Civil Services (Main) Examination only. However, no scribe is permitted to such candidates.

11.4 During the period under Report, a total of 46,648 applications were received against the direct recruitment cases; 6,419 candidates were called for interview, 4,492 candidates were interviewed. The number of candidates recommended during the period under report was 865.

11.5 For 151 direct recruitment posts, none was found suitable out of the candidates who applied. Most of such posts required specialized medical, engineering or scientific qualifications.

11.6 The Commission recommended 112 candidates belonging to the Scheduled Castes, 44 to the Scheduled Tribes and 198 to the Other Backward Classes to fill 77.0 percent of the posts reserved for them through direct recruitment by interview. This figure does not include 23 candidates belonging to the Scheduled Castes, four candidates to the Scheduled Tribes and 58 candidates to the Other Backward Classes who were recommended against unreserved posts.

Highlights of Civil Services

11.7 The result of the Civil Services (Main) Examination, 2007 was finally declared on June 26, 2008. In the result, the Commission recommended a total number of 638 candidates, which included 109 SC, 53 ST, 190 OBC and 22 Physically Challenged candidates.

Table -11A

Name of the Examination	Number of posts	Number of applicants	Number of recommended candidates
Civil Services Examination, 2007	734	3,33,680	638
Indian Forest Service Examination, 2007	40	31,887	40
Indian Forest Service Examination, 2008	85	32,872	84
Engineering Services Examination, 2007	352	53,711	304
Central Police Forces (Assistant Commandants) Examination, 2007	413	74,368	366
Indian Economics Service/Indian Statistical Service Examination, 2007	33	4,038	29
Geologists' Examination, 2007	175	2,687	175
Combined Medical Services Examination, 2008	615	25,519	556
Section Officer' Stenographers' (Grade 'B' Grade-I) Limited Departmental Competitive Examination, 2005	576	1,851	375
Total	3,023	5,60,613	2,567

Women candidates

11.8 The number of women candidates recommended for appointment on the basis of the results of the Civil Services Examination, 2007 was the posts. Where the RPR is less than one, the number of candidates selected falls short of the number of posts. As may be seen from the table below, RPR is less than one in Civil Services Examination, 2007, Indian Forest Service Examination, 2008, Engineering Services Examination 2007, Central Police Forces (Assistant Commandants) Examination, 2007, Indian Economic Service/ Indian Statistical Service Examination, 2007, Combined Medical Services Examination 2008 & Section Officer' / Stenographers' (Grade ' B ' / Grade - I) Limited Departmental Competitive Examination, 2005. The number of women candidates who appeared in the Civil Services Examination, 2006 and Civil Services Examination, 2007 were 669 and 894, respectively. The number of women candidates interviewed on the basis of Civil Services Examination, 2006 and Civil Services Examination, 2007 were 195 and 306, respectively.

Table - 11 B

Year	Appeared	Interviewed	Recommended
2006	669	195	101
2007	894	306	143

Physically challenged candidates

11.9 The number of physically challenged candidates recommended for appointment on the basis of Civil Services (Main) Examination, 2007 was 22.

11.10 During the year 2008-09, recruitment was finalized in respect of 247 cases for 1,016 posts involving 46,478 applications for which 6,404 candidates were called for interview, 4,425 candidates were interviewed and 865 candidates were recommended for various categories of posts. Broad discipline-wise number of posts finalized, number of applicants and candidates recommended are given in Table 11C.

Table – 11C

Broad discipline-wise number of posts finalized and candidates recommended during 2008-09

Broad Discipline	Number of posts	Number of applicants	Candidates recommended
Engineering	317	12,311	296
Scientific and Technical (excluding Engg.)	209	9,954	182
Non-Technical	287	14,382	249
Medical	203	9,831	138
Total	1,016	46,478	865

- Notes: 1. Applicants to Post Ratio = Number of applicants divided by number of posts.
 2. Recommendation to Post Ratio = Number of candidates recommended divided by number of posts.

Persons with disabilities recommended for appointment

11.11 18 persons with disabilities were recommended for appointment by the Commission against the 34 posts reserved for them through direct recruitment by interview during the year 2008-09. Discipline-wise number of posts reserved for persons with disabilities and such candidates recommended in direct recruitment cases, are given in Table 5.

Table - 11 D

Discipline-wise number of posts reserved for persons with disabilities and such candidates recommended during the year 2008-09

S. No.	Discipline	Number of posts reserved for persons with disabilities	Number of such candidates recommended
1	Engineering	9	5
2	Scientific and Technical	9	4
3	Non-Technical	15	8
4	Medical	1	1
	Total	34	18

Right to Information Act

11.12 The Right to Information Act, 2005 came in to effect from October 12, 2005. As per RTI Act, 2005, the Union Public Service Commission is covered under clause 2(h) of the Act as a 'Public Authority'. Accordingly, the Commission as a responsible "Public Authority" has taken appropriate action in this regard. Commission has appointed 17 CPIOs and nine Appellate Authorities for handling the requests received from information seekers.

The position of applications and appeals received and disposed off is as under:

S. No.	Particulars	Number
1	(a) Total number of RTI applications received during the year 2008-09	1,523
	(b) Total number of applications disposed off during the year 2008-09	1,523
2	(a) Total number of RTI appeals received during the year 2008-09	220
	(b) Total number of RTI disposed off during the year 2008-09	220

11.13 The success rates of candidates in the examination by their academic qualifications (instead of broad stream of disciplines) are given in Table given below:

Table - 11 E

Academic qualifications of candidates vis-à-vis success rate - Civil Services (Main) Examination, 2007

S. No.	Academic qualification	Number of candidates		Success rate (percent)
		Appeared	Recommended	
1	B.A./B.A.(Hons.)	1176	64	5.4
2	B.Com./B.Com.(Hons.)	365	26	7.1
3	B.Sc./B.Sc.(Hons.)/B.Pharm.	724	37	5.1
4	B.Sc.(Agri.)	64	4	6.3
5	B.E./B.Tech./B.Sc.(Engg.)/ A.M.M.I.M.	1685	163	9.7
6	L.L.B.	316	17	5.4
7	B.V.Sc. & A.H.	60	4	6.7
8	B.D.S.	36	2	5.6
9	B.C.A.	17	1	5.9
10	M.B.B.S.	275	39	14.2
11	B.I.M.S./B.A.M.S./B.U.M.S./ B.S.M.S.	37	3	8.1
12	B.H.M.	2	-	-
13	B.P.T.	1	-	-
14	M.A./M. Phil.	2676	164	6.1
15	M.Com./M.B.A./M.F.T.	242	30	12.4
16	M.Sc.	766	39	5.1
17	M.Sc.(Agri.)	161	12	7.5
18	L.L.M.	18	1	5.6
19	M.Tech.	142	20	14.1
20	M.V.Sc. & A.H.	42	6	14.3
21	M.D.	18	3	16.7
22	M.C.A.	32	2	6.3
23	Ph.D.	31	1	3.2
Total		8886	638	7.2

CHAPTER – XII

VACANCIES, WHICH COULD NOT BE FILLED BY UPSC, STATE PUBLIC SERVICE COMMISSIONS AND RAILWAY RECRUITMENT BOARDS

12.1 During 2008-09 Union Public Service Commission, could not find suitable candidates for 151 posts as a result of interviews. Of these 151 posts, 15 posts were reserved for candidates belonging to Scheduled Castes, 22 for candidates belonging to the Scheduled Tribes and 69 for Other Backward Classes. The remaining 45 posts were unreserved. These posts could not be filled up because most of the posts required specialized medical, engineering or scientific qualifications. Further enquiries lead to shortage of super specialists (teaching faculties) with suitable qualifications and experience conforming to the standards prescribed for various teaching faculties in medical, engineering, natural science and social science. A list of posts for which suitable candidates could not be found by UPSC during 2008-09 is given in Table no.11.

12.2 To get the information about vacancies advertised and could not be filled during 2009, State Public Service Commissions, Staff Selection Commission and Railway Recruitment Boards were addressed. The information was received from 23 State Public Service Commissions and 13 Railway Recruitment Boards namely the State Public Service Commissions Andhra Pradesh, Assam, Chhattisgarh, Gujarat, Haryana, Himachal Pradesh, Jammu & Kashmir, Kerala, Karnataka, Madhya Pradesh, Maharashtra, Manipur, Meghalaya, Mizoram, Nagaland, Orissa, Punjab, Rajasthan, Tamilnadu, Tripura, Uttar Pradesh, Uttarakhand and West Bengal and Railway Recruitment Boards; Kolkata, Guwahati, Chennai, Muzafferpur(Bihar), Secunderabad, Ahmedabad, Bhopal, Bangalore, Bhubaneshwar, Malda, Patna, Ranchi(Jharkhand) and Thiruvananthapuram and also Agriculture Scientists Recruitment Board.

12.3 The State Public Service Commissions, Staff Selection Commission and Railway Recruitment Boards were asked to give reasons for non filling up of posts. Various reasons spelt out by different State Public Service Commissions and RRBs. The main reasons attributed relate to lack of qualified candidates, non availability of candidates having prescribed qualification, experienced candidates qualified candidates not available, none was found suitable/eligible, applications not received or received less applications as compared to number of posts, no eligible candidate applied for the post, failed to get minimum qualifying marks, all requisition withdrawn by the Govt, required number of candidates did not qualify examination/written examination etc.

12.4 Details of vacancies, designation of posts, qualifications prescribed for vacancies which could not be filled by State Public Service Commissions and Railway Recruitment Boards, Agriculture Scientists Recruitment Board during 2009 have been given in Table 12.

CHAPTER- XIII

STAFF SELECTION COMMISSION VACANCIES

13.1 The Staff Selection Commission has been entrusted with the function of making recruitment to Group 'C' non-technical and Group 'B' non-gazetted posts in various Ministries/ Departments of Government of India and their attached and subordinate offices. These posts carry scale of pay of Rs.6500-10500. Thus, SSC is performing functions which constitutionally remain the responsibility of UPSC. SSC is, therefore, in a way an adjunct of UPSC.

13.2 The SSC hold competitive examinations for recruitment to various posts which may be seen at an annexed enclosure.

13.3 The Staff Selection Commission has a nationwide network of nine Regional / Sub-Regional Offices. Regional Offices are located at Allahabad, Bangalore, Chennai, Guwahati, Kolkata, Mumbai, New Delhi, and Sub-Regional Offices are located at Chandigarh and Raipur. The regional network has been of particular relevance in the conduct of Commission's examinations at different centres. The details of its regional offices with their jurisdiction are given as under:

Sl. No.	Region	Jurisdiction (States/UTs)
1	<u>Central Regional Office</u> Allahabad	Bihar, Uttar Pradesh, Jharkhand & Uttarakhand
2	<u>Eastern Regional Office</u> Kolkata	Orissa, West Bengal, Sikkim, Union Territory of Andaman & Nicobar Islands
3	<u>Kerala-Karnatak Regional Office</u> Bangalore	Karnataka, Kerala and Union Territory of Lakshadweep
4	<u>North Regional Office</u> New Delhi	NCT of Delhi and Rajasthan
5	<u>North-Eastern Regional Office</u> Guwahati	Arunachal Pradesh, Assam, Manipur, Mizoram, Meghalaya, Nagaland & Tripura
6	<u>Southern Regional Office</u> Chennai	Andhra Pradesh, Tamil Nadu and Union Territory of Pondicherry
7	<u>Western Regional Office</u> Mumbai	Gujarat, Maharashtra, Goa, Union Territories of Dadara & Nagar Haveli and Daman & Diu
8	<u>Madhya Pradesh Sub-Regional Office</u> Raipur	Madhya Pradesh and Chhattisgarh
9	<u>North-Western Sub-Regional Office</u> Chandigarh	Jammu & Kashmir, Himachal Pradesh, Haryana, Punjab and UT of Chandigarh

13.4 During the year 2006-07, eight All India Open Examinations and three Departmental Examinations were held. Besides, the Commission conducted Bi-monthly typewriting tests and Grade 'D' Quarterly Steno test. The Regional/Sub-Regional Offices implement the policies and programmes of the Staff Selection Commission which include holding of Examinations at various centres of the country with the help of the State Government Authorities, conducting interviews of candidates in Regions and nominating the selected candidates to the user departments.

13.5 Eight All India Open Examinations and three Departmental Examinations were conducted by the Commission during the year 2008-09 in addition to the selections made through interview for certain categories of posts.

13.6 A total no. of 993856 candidates applied for the eight All India Open Examinations, 53411 candidates for Selection Posts and 2277 candidates for Departmental Examinations during the year 2008-09.

13.7 The Commission nominated 6028 candidates for appointment to various posts through All India Open Examinations and 276 candidates against Selection Posts during the year 2008-09.

13.8 The most important item of work of the Commission is holding of Examinations as per schedule. The process requires meticulous planning and elaborate prioritization of the work which takes into consideration the minutest details and close and effective monitoring of various items of the work besides taking care of examination schedule of various other Recruiting Organisations. Eight All India Open Examinations and two Departmental Examinations were held during the year 2008-2009.

13.9 9,93,856- applications were received during 2008-09 for the eight All India Open Examinations. Results of five examinations held in the previous year and one conducted during the year were declared and 6028 candidates were recommended for appointment from the eight All India Open Examinations and 276 through Selection Posts. Besides, 285 candidates were recommended through Departmental Examinations.

13.10 During the year 2008-09, a network of 98 examination centres consisting of 868 examination venues spread throughout the length and breadth of the Country was utilized by the Commission.

13.11 In order to ensure that the quotas reserved for SC/ST/OBC candidates are filled up to the required extent and the SC/ST/OBC candidates take advantage of SSC Examinations, the following steps were taken:

i) The Commission ensured that there is wide dissemination of information regarding various recruitments conducted by publishing advertisements in the Employment News and Regional Newspapers with large circulation.

ii) Examination centres are opened in areas having concentration of SC/ST population. A Sub-Regional office of the Commission is also located at Raipur, a belt predominately inhabited by tribal population. These steps were devised to encourage and assist the reserved category candidates to come forward and compete with others belonging to urban and semi-urban areas. During the year of this report 867, 463 and 1941 (total 3271) candidates belonging to SC, ST and OBC categories respectively were recommended for appointment against Open recruitment. This works out to 54.26 % of the total recommended for appointment.

13.12 Likewise, against Selection Posts 40, 23 and 84 (total 147) candidates belonging to SC, ST and OBC categories respectively were recommended for appointment against Selection Posts, 53.26% of the total candidates recommended for appointment.

13.13 Staff Selection Commission had set up in October, 1999 an Information & Facilitation Counter for large public-interface, transparency in administration, easy and speedy access to information for candidates and others in respect of service and activities of the Commission. Since then it has been providing the following facilities to the candidates/others:-

i) General assistance to all visiting candidates regarding various queries on already held and forthcoming examinations apart from providing inter-link between officers of SSC and candidates-if need be.

ii) Receipt of application form for all examinations for Northern Region and issuing acknowledgement for the same.

iii) Issue of Duplicate Admission Certificates to candidates within the jurisdiction of Northern Region.

iv) Information through Telephone No. 24363343 installed at the Facilitation Counter.

v) Information relating to declared results across the Counter for all Examinations of SSC.

RTI : Since the enactment/ introduction of the RTI Act, the Commission is providing information to large number of applicants. The Facilitation Counter at SSC (HQ) receives the applications and appeals from the applicants. The Commission is also providing the cut-of marks and marks obtained by the candidate, whenever applications seeking the information are received. During the period 1.4.2008 to 31.3.2009, the Commission received 2720 applications which were disposed of. Out of these, appeals were preferred in only 92 cases, which too were attended to.

ALL INDIA OPEN EXAMINATIONS 2008-09			
S. No.	Name of Examination	Date of Exam.	No. of Applicants
1.	Junior Engineer (Civil & Electrical) Examination, 2008	27.04.2008	19999
2.	Statistical Investigator Gr.I & Compiler Examination, 2008	15.06.2008	20408
3.	Combined Graduate Level (Preliminary) Examination, 2008	27.08.2008	244031
4.	Data Entry Operator Examination, 2008	31.08.2008	267000
5.	Accountants in A&N Admn. Examination, 2008	21.09.2008	2094
6.	Sub- Inspector in CPOs Examination, 2008	09.11.2008	70832
7.	Section Officer (Audit) Examination, 2008	30.11.2008	199825
8.	Tax Assistant Examination, 2008	29.03.2009	169667
		TOTAL	993856

Besides these, the Commission also conducted the following main examinations during the year.

S. No.	Name of Examination	Date of Exam.	No. of Applicants
1.	Combined Graduate Level (Main) Examination, 2008	21, 22, 28 Feb. 2009 and 01.03.2009	104685
2.	Combined Matric Level (Main) Examination, 2008	15.06.2008	50604
		TOTAL	155289

TABLE-1A

Vacancies for engineers under various sectors by pay-ranges during 2009.

Sl. No.	Branches of Engineering	Basic Pay upto Rs. 5000 p.m.				
		Central Govt.	State Govt.	Quasi Govt.	Local Bodies	Pvt.
(1)	(2)	(3)	(4)	(5)	(6)	(7)
1.	Air-Conditioning and Refrigeration	-	-	6	-	3
2.	Aeronautical	217	-	2	-	-
3.	Agriculture	2	21	14	-	-
4.	Aircraft Maintenance	1	-	-	-	-
5.	Architecture	18	-	15	-	-
6.	Architecture/Civil	206	-	72	2	-
7.	Automobile	37	-	-	-	2
8.	Broadcasting & Television	-	-	1	-	-
9.	Civil (including Municipal)	1868	678	99	-	103
10.	Chemical Engg.	7	20	109	-	-
11.	Electrical	89	1530	312	-	483
12.	Electronics & Electrical Microwave/ Communication (including Radio)	350	28	85	-	3
13.	Electrical/Mechanical	17	156	25	-	-
14.	Forging & Heat Treatment	-	-	10	-	-
15.	Highways & Roads	-	-	10	-	-
16.	Hydraulics & Dam	-	-	-	-	-
17.	Instrumentation	-	2	37	-	120
18.	Internal Combustion	-	-	-	-	-
19.	Marine	-	-	-	-	-
20.	Machine Tools & Die Sinking	-	-	-	-	-
21.	Mechanical	323	211	617	-	71
22.	Mechanical/Metallurgical	43	2	-	-	12
23.	Metallurgical	31	4	62	-	2
24.	Mining	2	-	128	-	2
25.	Naval Architecture	-	-	2	-	-
26.	Production (Methods, Safety, Planning, Manufacturing & Industrial etc.)	37	-	3	-	30
27.	Public Health	-	-	2	-	-
28.	Structural	-	2	4	-	-
29.	Soil Mechanics & Foundation	-	-	-	-	-
30.	Sound	-	-	1	-	-
31.	Telecommunication/ Line Communication (Telephone & Telegraph)	5	-	-	-	-
32.	Tools	-	-	-	-	-
33.	Town & Country Planning	-	-	-	-	-
34.	Computer	297	115	434	-	2
35.	Engineers Unspecified (Branches not specified)	97	1	267	-	30
	Total	3647	2770	2317	2	863

Source: Employment Exchanges in the country & Employment News, 2009

Contd...

TABLE-1A

Vacancies for engineers under various sectors by pay-ranges during 2009.

Sl. No.	Branches of Engineering	Basic Pay between Rs. 5001 to 8000/- p.m.				
		Central Govt.	State Govt.	Quasi Govt.	Local Bodies	Pvt.
(1)	(2)	(8)	(9)	(10)	(11)	(12)
1.	Air-Conditioning and Refrigeration	-	-	2	-	-
2.	Aeronautical	1	-	-	-	-
3.	Agriculture	4	-	1	-	-
4.	Aircraft Maintenance	5	-	-	-	-
5.	Architecture	31	1	1	-	-
6.	Architecture/Civil	1121	22	102	1	-
7.	Automobile	1	-	7	-	-
8.	Broadcasting & Television	-	-	-	-	-
9.	Civil (including Municipal)	79	2	286	50	62
10.	Chemical Engg.	16	30	40	-	-
11.	Electrical	70	6	645	6	2
12.	Electronics & Electrical Microwave/ Communication (including Radio)	219	-	3852	-	-
13.	Electrical/Mechanical	6	-	11	-	-
14.	Forging & Heat Treatment	-	-	-	-	-
15.	Highways & Roads	-	-	-	-	-
16.	Hydraulics & Dam	-	-	-	-	-
17.	Instrumentation	2	-	2	-	-
18.	Internal Combustion	-	-	-	-	-
19.	Marine	4	-	-	-	-
20.	Machine Tools & Die Sinking	-	-	1	-	-
21.	Mechanical	260	3	915	-	3
22.	Mechanical/Metallurgical	-	-	-	-	2
23.	Metallurgical	8	-	-	-	-
24.	Mining	-	2	412	-	-
25.	Naval Architecture	-	-	-	-	-
26.	Production (Methods, Safety, Planning, Manufacturing & Industrial etc.)	1	-	-	-	-
27.	Public Health	-	-	2	-	-
28.	Structural	-	-	-	-	-
29.	Soil Mechanics & Foundation	-	-	-	-	-
30.	Sound	-	-	-	-	-
31.	Telecommunication/ Line Communication (Telephone & Telegraph)	-	-	171	-	-
32.	Tools	-	-	-	-	-
33.	Town & Country Planning	-	-	-	-	-
34.	Computer	186	18	109	-	-
35.	Engineers Unspecified (Branches not specified)	25	-	58	-	-
	Total	2039	84	6617	57	69

Source: Employment Exchanges in the country & Employment News, 2009

Contd...

TABLE-1A
Vacancies for engineers under various sectors by pay-ranges during 2009.

Sl. No.	Branches of Engineering	Basic Pay of Rs. 8001 and above p.m.					Total of Cols.(3 to 17)
		Central Govt.	State Govt.	Quasi Govt.	Local Bodies	Pvt	
(1)	(2)	(13)	(14)	(15)	(16)	(17)	(18)
1.	Air-Conditioning and Refrigeration	-	4	24	-	-	39
2.	Aeronautical	68	-	26	-	-	314
3.	Agriculture	7	68	22	-	-	139
4.	Aircraft Maintenance	-	-	1	-	-	7
5.	Architecture	22	1	41	-	-	130
6.	Architecture/Civil	167	14	258	-	-	1965
7.	Automobile	11	-	2	-	-	60
8.	Broadcasting & Television	-	-	8	-	-	9
9.	Civil (including Municipal)	176	58	254	26	-	3741
10.	Chemical Engg.	59	-	370	-	-	651
11.	Electrical	280	15	1143	2	2	4585
12.	Electronics & Electrical Microwave/ Communication (including Radio)	486	32	579	-	-	5634
13.	Electrical/Mechanical	7	1	24	-	-	247
14.	Forging & Heat Treatment	-	-	-	-	-	10
15.	Highways & Roads	-	-	-	-	-	10
16.	Hydraulics & Dam	1	-	4	-	-	5
17.	Instrumentation	10	1	173	-	-	347
18.	Internal Combustion	-	1	-	-	-	1
19.	Marine	-	3	44	-	-	51
20.	Machine Tools & Die Sinking	-	-	-	-	-	1
21.	Mechanical	388	107	1543	-	3	4444
22.	Mechanical/Metallurgical	1	-	9	-	-	69
23.	Metallurgical	8	-	33	-	-	148
24.	Mining	26	-	83	-	-	655
25.	Naval Architecture	-	-	2	-	-	4
26.	Production (Methods, Safety, Planning, Manufacturing & Industrial etc.)	15	5	22	-	-	113
27.	Public Health	6	-	-	-	-	10
28.	Structural	-	-	5	-	-	11
29.	Soil Mechanics & Foundation	-	4	4	-	-	8
30.	Sound	-	5	-	-	-	6
31.	Telecommunication/ Line Communication (Telephone & Telegraph)	26	-	250	-	-	452
32.	Tools	-	-	-	-	-	-
33.	Town & Country Planning	1	-	2	-	-	3
34.	Computer	190	9	1981	-	-	3341
35.	Engineers Unspecified (Branches not specified)	82	43	440	-	-	1043
	Total	2037	371	7347	28	5	28253

Source: Employment Exchanges in the country & Employment News, 2009

TABLE-1B

Vacancies for engineers (Degree/Diploma Holders) according to work-experience during 2009.

Sl. No.	Branches of Engineering	Diploma Holders		Degree Holders		Grand Total		Total
		With Exp.	Without Exp.	With Exp.	Without Exp.	With Exp.	Without Exp.	
(1)	(2)	(3)	(4)	(5)	(6)	(7)	(8)	(9)
1.	Air-Conditioning and Refrigeration	1	28	1	8	2	36	38
2.	Aeronautical	11	217	9	76	20	293	313
3.	Agriculture	-	33	19	87	19	120	139
4.	Aircraft Maintenance	-	6	1	-	1	6	7
5.	Architecture	12	19	50	49	62	68	130
6.	Architecture/Civil	80	1354	161	370	241	1724	1965
7.	Automobile	-	46	11	3	11	49	60
8.	Broadcasting & Television	1	-	2	6	3	6	9
9.	Civil (including Municipal)	5	2103	61	1572	66	3675	3741
10.	Chemical Engg.	11	195	88	357	99	552	651
11.	Electrical	135	1506	346	2598	481	4104	4585
12.	Electronics & Electrical Microwave/Communication (including Radio)	9	752	306	4566	315	5318	5633
13.	Electrical/Mechanical	107	63	32	45	139	108	247
14.	Forging & Heat Treatment	-	10	-	-	0	10	10
15.	Highways & Roads	-	10	-	-	0	10	10
16.	Hydraulics & Dam	-	-	3	2	3	2	5
17.	Instrumentation	2	156	9	180	11	336	347
18.	Internal Combustion	-	-	1	-	1	0	1
19.	Marine	-	-	25	26	25	26	51
20.	Machine Tools & Die Sinking	-	-	-	1	0	1	1
21.	Mechanical	39	2057	449	1902	488	3959	4447
22.	Mechanical/Metallurgical	-	18	5	46	5	64	69
23.	Metallurgical	-	68	31	49	31	117	148
24.	Mining	-	542	64	49	64	591	655
25.	Naval Architecture	-	2	2	-	2	2	4
26.	Production (Methods, safety, Planning, Manufacturing & Industrial etc)	-	67	19	27	19	94	113
27.	Public Health	-	-	-	10	0	10	10
28.	Structural	-	6	-	5	0	11	11
29.	Soil Mechanics & Foundation	-	-	4	4	4	4	8
30.	Sound	1	-	5	-	6	0	6
31.	Telecommunication/ Line Communication (Telephone & Telegraph)	5	171	-	276	5	447	452
32.	Tools	-	-	-	-	0	0	0
33.	Town & Country Planning	-	-	3	-	3	0	3
34.	Computer	257	253	417	2414	674	2667	3341
35.	Engineers Unspecified (Branches not specified)	102	51	342	548	444	599	1043
	Total	778	9733	2466	15276	3244	25009	28253

Source: Employment Exchanges in the country & Employment News, 2009

TABLE-1C

State-wise and sector-wise vacancies for engineers during 2009.

Sl. No.	States/UTs.	Central Govt.	State Govt.	Quasi Govt.	Local Bodies	Pvt.	Total	% to Total
(1)	(2)	(3)	(4)	(5)	(6)	(7)	(8)	(9)
1	Andaman & Nicobar	5	-	1	-	-	6	0.02
2	Andhra Pradesh	96	242	500	2	-	840	2.97
3	Arunachal Pradesh	-	-	13	-	-	13	0.05
4	Assam	64	-	126	-	-	190	0.67
5	Bihar	3	-	230	-	-	233	0.82
6	Chandigarh	439	-	13	6	-	458	1.62
7	Chhattisgarh	6	-	478	-	-	484	1.71
8	Dadra & Nagar Haveli	-	-	-	-	-	-	0.00
9	Delhi	369	229	2043	-	-	2641	9.35
10	Goa, Daman & Diu	5	-	36	-	-	41	0.15
11	Gujarat	47	652	361	50	820	1930	6.83
12	Haryana	4	-	218	-	-	222	0.79
13	Himachal Pradesh	-	-	69	-	-	69	0.24
14	Jammu & Kashmir	22	-	4	-	-	26	0.09
15	Jharkhand	6	-	74	-	88	168	0.59
16	Karnataka	144	10	104	-	-	258	0.91
17	Kerala	105	33	199	-	19	356	1.26
18	Lakshadweep	-	-	-	-	-	-	0.00
19	Madhya Pradesh	17	6	157	-	-	180	0.64
20	Maharashtra	261	42	630	29	10	972	3.44
21	Manipur	-	-	1	-	-	1	0.00
22	Meghalaya	14	-	280	-	-	294	1.04
23	Mizoram	-	18	8	-	-	26	0.09
24	Nagaland	-	-	1	-	-	1	0.00
25	Orissa	24	54	25	-	-	103	0.36
26	Pondicherry	1	-	60	-	-	61	0.22
27	Punjab	12	-	56	-	-	68	0.24
28	Rajasthan	198	923	33	-	-	1154	4.08
29	Sikkim	-	-	-	-	-	-	0.00
30	Tamil Nadu	505	1	470	-	-	976	3.45
31	Tripura	-	-	28	-	-	28	0.10
32	Uttar Pradesh	307	952	468	-	-	1727	6.11
33	Uttrakhand	19	63	90	-	-	172	0.61
34	West Bengal	38	-	1243	-	-	1281	4.53
35	* State-wise breakup not available	5012	-	8262	-	-	13274	46.98
	Total	7723	3225	16281	87	937	28253	100.00

* Relates mostly to vacancies notified by Railway Recruitment Boards/UPSC etc for which place of duty was not specified.

Source: Employment Exchanges in the country & Employment News, 2009.

TABLE-2A
Vacancies for technologists under various sectors by pay-ranges during 2009.

Sl. No.	Branches of Technology	Basic Pay upto Rs. 5000 p.m.				
		Central Govt.	State Govt.	Quasi Govt.	Local Bodies	Pvt.
(1)	(2)	(3)	(4)	(5)	(6)	(7)
1.	Alcohol	-	-	-	-	-
2.	Ceramic	-	-	-	-	-
3.	Chemical	-	-	-	-	-
4.	Fiber	-	-	-	-	-
5.	Food	-	-	2	-	-
6.	Glass	-	-	-	-	-
7.	Fuel	-	-	-	-	-
8.	Hosiery	-	-	-	-	-
9.	Intermediate & Dyes	-	-	-	-	-
10.	Jute	-	-	-	-	-
11.	Leather	-	-	-	-	-
12.	Oil, Fats & Waxes	-	-	-	-	-
13.	Paper	-	-	1	-	-
14.	Paints, Pigments & Varnishes	-	-	-	-	-
15.	Petroleum	-	-	-	-	-
16.	Pharmaceutical & Fine Chemicals	-	-	-	-	-
17.	Plastics	-	-	-	-	-
18.	Printing	22	-	62	-	-
19.	Rubber	-	-	-	-	-
20.	Silicate	-	-	-	-	-
21.	Sugar	-	-	-	-	-
22.	Textile	11	-	7	-	-
23.	Textile, Chemistry	3	-	-	-	-
24.	Textile, Dyeing & Printing	-	-	3	-	-
25.	Wood and Timber	-	32	28	-	23
26.	Other Technological Subjects	2	33	30	-	-
	Total	38	65	133	0	23

Source: Employment Exchanges in the country & Employment News, 2009

Contd...

TABLE-2A
Vacancies for technologists under various sectors by pay-ranges during 2009.

Sl. No.	Branches of Technology	Basic Pay between Rs. 5001 to 8000/- p.m.				
		Central Govt.	State Govt.	Quasi Govt.	Local Bodies	Pvt.
(1)	(2)	(8)	(9)	(10)	(11)	(12)
1.	Alcohol	-	-	-	-	-
2.	Ceramic	-	-	-	-	-
3.	Chemical	-	-	-	-	-
4.	Fiber	-	-	-	-	-
5.	Food	-	-	-	-	-
6.	Glass	-	-	-	-	-
7.	Fuel	-	-	-	-	-
8.	Hosiery	-	-	-	-	-
9.	Intermediate & Dyes	-	-	-	-	-
10.	Jute	-	-	-	-	-
11.	Leather	-	-	-	-	-
12.	Oil, Fats & Waxes	-	-	-	-	-
13.	Paper	-	-	-	-	-
14.	Paints, Pigments & Varnishes	-	-	-	-	-
15.	Petroleum	-	-	-	-	-
16.	Pharmaceutical & Fine Chemicals	-	-	-	-	-
17.	Plastics	-	-	-	-	-
18.	Printing	-	1	1	-	-
19.	Rubber	-	-	-	-	-
20.	Silicate	-	-	-	-	-
21.	Sugar	-	-	-	-	-
22.	Textile	2	-	-	-	-
23.	Textile, Chemistry	-	-	-	-	-
24.	Textile, Dyeing & Printing	-	-	-	-	-
25.	Wood and Timber	-	-	-	-	-
26.	Other Technological Subjects	2	3	1	-	-
	Total	4	4	2	0	0

Source: Employment Exchanges in the country & Employment News, 2009

Contd...

TABLE-2A
Vacancies for technologists under various sectors by pay-ranges during 2009.

Sl. No.	Branches of Technology	Basic Pay Rs. 8001 and above p.m.					Total of Col. (3 to 17)
		Central Govt.	State Govt.	Quasi Govt.	Local Bodies	Pvt.	
(1)	(2)	(13)	(14)	(15)	(16)	(17)	(18)
1.	Alcohol	-	-	-	-	-	-
2.	Ceramic	-	-	-	-	-	-
3.	Chemical	-	-	-	-	-	-
4.	Fiber	1	-	-	-	-	1
5.	Food	-	-	16	-	-	18
6.	Glass	-	-	-	-	-	-
7.	Fuel	-	-	-	-	-	-
8.	Hosiery	-	-	-	-	-	-
9.	Intermediate & Dyes	-	-	-	-	-	-
10.	Jute	-	-	-	-	-	-
11.	Leather	1	-	-	-	-	1
12.	Oil, Fats & Waxes	-	-	-	-	-	-
13.	Paper	-	-	-	-	-	1
14.	Paints, Pigments & Varnishes	-	-	-	-	-	-
15.	Petroleum	-	-	-	-	-	-
16.	Pharmaceutical & Fine Chemicals	-	-	-	-	-	-
17.	Plastics	-	-	-	-	-	-
18.	Printing	27	1	-	-	-	114
19.	Rubber	1	-	-	-	-	1
20.	Silicate	-	-	-	-	-	-
21.	Sugar	-	-	-	-	-	-
22.	Textile	8	-	5	-	-	33
23.	Textile, Chemistry	-	-	-	-	-	3
24.	Textile, Dyeing & Printing	-	-	1	-	-	4
25.	Wood and Timber	-	-	-	-	-	83
26.	Other Technological Subjects	-	-	7	-	-	78
	Total	38	1	29	0	0	337

Source: Employment Exchanges in the country & Employment News, 2009

TABLE-2B
Vacancies for technologists according to work-experience during 2009.

Sl. No.	Branches of Technology	Vacancies for Technologists during 2009		
		With experience	Without experience	Total
(1)	(2)	(3)	(4)	(5)
1.	Alcohol	-	-	-
2.	Ceramic	-	-	-
3.	Chemical	-	-	-
4.	Fiber	1	-	1
5.	Food	7	11	18
6.	Glass	-	-	-
7.	Fuel	-	-	-
8.	Hosiery	-	-	-
9.	Intermediate & Dyes	-	-	-
10.	Jute	-	-	-
11.	Leather	1	-	1
12.	Oil, Fats & Waxes	-	-	-
13.	Paper	1	-	1
14.	Paints, Pigments & Varnishes	-	-	-
15.	Petroleum	-	-	-
16.	Pharmaceutical & Fine Chemicals	-	-	-
17.	Plastics	-	-	-
18.	Printing	4	110	114
19.	Rubber	1	-	1
20.	Silicate	-	-	-
21.	Sugar	-	-	-
22.	Textile	11	22	33
23.	Textile, Chemistry	3	-	3
24.	Textile, Dyeing & Printing	1	3	4
25.	Wood and Timber	-	83	83
26.	Other Technological Subjects	8	70	78
	Total	38	299	337

Source: Employment Exchanges in the country & Employment News, 2009

TABLE-2C
State-wise and sector-wise vacancies for technologists during 2009.

Sl. No.	States/UTs	Central Govt.	State Govt.	Quasi Govt.	Local Bodies	Pvt.	Total	% to Total
(1)	(2)	(3)	(4)	(5)	(6)	(7)	(8)	(9)
1	Andaman & Nicobar	-	-	-	-	-	-	-
2	Andhra Pradesh	1	-	3	-	-	4	1.19
3	Arunachal Pradesh	1	-	-	-	-	1	0.30
4	Assam	3	-	-	-	-	3	0.89
5	Bihar	-	-	1	-	-	1	0.30
6	Chandigarh	-	-	-	-	-	-	-
7	Chhattisgarh	-	-	-	-	-	-	-
8	Dadra & Nagar Haveli	-	-	-	-	-	-	-
9	Delhi	21	-	3	-	-	24	7.12
10	Goa, Daman & Diu	-	-	-	-	-	-	-
11	Gujarat	-	44	24	-	13	81	24.04
12	Haryana	-	-	6	-	-	6	1.78
13	Himachal Pradesh	-	-	-	-	-	-	-
14	Jammu & Kashmir	-	-	-	-	-	-	-
15	Jharkhand	1	-	-	-	-	1	0.30
16	Karnataka	7	-	62	-	-	69	20.47
17	Kerala	-	24	35	-	10	69	20.47
18	Lakshadweep	-	-	-	-	-	-	-
19	Madhya Pradesh	-	-	2	-	-	2	0.59
20	Maharashtra	13	1	6	-	-	20	5.93
21	Manipur	-	-	-	-	-	-	-
22	Meghalaya	-	-	-	-	-	-	-
23	Mizoram	-	1	-	-	-	1	0.30
24	Nagaland	-	-	-	-	-	-	-
25	Orissa	-	-	-	-	-	-	-
26	Pondicherry	-	-	2	-	-	2	0.59
27	Punjab	-	-	4	-	-	4	1.19
28	Rajasthan	-	-	-	-	-	-	-
29	Sikkim	-	-	-	-	-	-	-
30	Tamil Nadu	-	-	-	-	-	-	-
31	Tripura	-	-	-	-	-	-	-
32	Uttar Pradesh	-	-	7	-	-	7	2.08
33	Uttarakhand	-	-	3	-	-	3	0.89
34	West Bengal	3	-	4	-	-	7	2.08
35	* State-wise breakup not available	30	-	2	-	-	32	9.50
	Total	80	70	164	-	23	337	100

* Relates mostly to vacancies notified by Railway Recruitment Boards and some vacancies notified to UPSC for which place of duty was not specified.

Source: Employment Exchanges in the country & Employment News, 2009

TABLE-3A
Vacancies for Agricultural Scientists under various sectors by pay-ranges during 2009.

Sl. No.	Branches of Agriculture	Basic Pay upto Rs. 5000 p.m.				
		Central Govt.	State Govt.	Quasi Govt.	Local Bodies	Pvt.
(1)	(2)	(3)	(4)	(5)	(6)	(7)
1	Agronomy	-	-	12	-	-
2	Agriculture Bacteriology	-	-	-	-	-
3	Agriculture Botany	-	-	-	-	-
4	Agriculture Chemistry	-	2	2	-	-
5	Agriculture Economics	1	15	6	-	-
6	Entomology	1	-	1	-	-
7	Agriculture Extension	-	-	1	-	-
8	Agriculture Marketing	-	-	-	-	-
9	Agriculture Meteorology	-	-	1	-	-
10	Agriculture Microbiology	-	-	1	-	-
11	Agriculture Sociology	-	-	-	-	-
12	Agriculture Statistics	1	-	5	-	-
13	Animal Nutrition	3	12	2	-	-
14	Animal Pathology	-	-	-	-	-
15	Co-operation	-	-	-	-	-
16	Dairying	-	5	2	-	-
17	Fishery	2	5	7	-	-
18	Forestry	-	-	13	-	-
19	Horticulture	4	-	24	-	-
20	Land Development	-	-	-	-	-
21	Mycology & Plant Pathology	-	-	1	-	-
22	Plant Pathology	-	-	5	-	-
23	Plant Breeding & Genetics	1	-	19	-	-
24	Plant Physiology	-	-	8	-	-
25	Poultry Farming	-	-	16	-	-
26	Soil Science	-	-	12	-	-
27	Veterinary Science & Animal Husbandry	3	-	80	-	-
28	Warehousing	-	7	3	-	-
29	Water Conservation	-	-	-	-	-
30	Other Agricultural Subjects	35	72	67	16	9
	Total	51	118	288	16	9

Source: Employment Exchanges in the country & Employment News, 2009

Contd...

TABLE-3A
Vacancies for Agricultural Scientists under various sectors by pay-ranges during 2009.

Sl. No.	Branches of Agriculture	Basic Pay between Rs. 5001 to 8000/- p.m.				
		Central Govt.	State Govt.	Quasi Govt.	Local Bodies	Pvt.
(1)	(2)	(8)	(9)	(10)	(11)	(12)
1	Agronomy	1	6	-	-	-
2	Agriculture Bacteriology	-	-	-	-	-
3	Agriculture Botany	-	-	1	-	-
4	Agriculture Chemistry	-	-	-	-	-
5	Agriculture Economics	-	-	-	-	-
6	Entomology	-	-	1	-	-
7	Agriculture Extension	1	-	-	-	-
8	Agriculture Marketing	-	-	-	-	-
9	Agriculture Meteorology	-	-	-	-	-
10	Agriculture Microbiology	-	-	-	-	-
11	Agriculture Sociology	-	-	-	-	-
12	Agriculture Statistics	-	-	-	-	-
13	Animal Nutrition	-	-	-	-	-
14	Animal Pathology	-	-	-	-	-
15	Co-operation	-	-	-	-	-
16	Dairying	-	-	-	-	-
17	Fishery	2	-	2	-	-
18	Forestry	-	-	-	-	-
19	Horticulture	-	-	3	-	-
20	Land Development	-	-	-	-	-
21	Mycology & Plant Pathology	-	-	1	-	-
22	Plant Pathology	2	-	-	-	-
23	Plant Breeding & Genetics	-	-	2	-	-
24	Plant Physiology	-	-	-	-	-
25	Poultry Farming	-	-	-	-	-
26	Soil Science	-	-	2	-	-
27	Veterinary Science & Animal Husbandry	1	-	3	-	-
28	Warehousing	-	-	-	-	-
29	Water Conservation	-	-	-	-	-
30	Other Agricultural Subjects	3	13	32	-	-
	Total	10	19	47	0	0

Source: Employment Exchanges in the country & Employment News, 2009

Contd...

TABLE-3A
Vacancies for Agricultural Scientists under various sectors by pay-ranges during 2009.

Sl. No.	Branches of Agriculture	Basic Pay Rs. 8001 and above p.m.					Total of Col. (3 to 17)
		Central Govt.	State Govt.	Quasi Govt.	Local Bodies	Pvt.	
(1)	(2)	(13)	(14)	(15)	(16)	(17)	(18)
1	Agronomy	8	13	53	-	-	93
2	Agriculture Bacteriology	-	-	-	-	-	-
3	Agriculture Botany	-	-	5	-	-	6
4	Agriculture Chemistry	6	1	1	-	-	12
5	Agriculture Economics	5	4	15	-	-	46
6	Entomology	2	7	11	-	-	23
7	Agriculture Extension	9	5	14	-	-	30
8	Agriculture Marketing	1	3	4	-	-	8
9	Agriculture Meteorology	1	-	3	-	-	5
10	Agriculture Microbiology	31	2	4	-	-	38
11	Agriculture Sociology	-	-	1	-	-	1
12	Agriculture Statistics	5	-	3	-	-	14
13	Animal Nutrition	-	2	8	-	-	27
14	Animal Pathology	1	-	1	-	-	2
15	Co-operation	-	-	-	-	-	-
16	Dairying	8	1	8	-	-	24
17	Fishery	13	3	32	-	-	66
18	Forestry	1	-	14	-	-	28
19	Horticulture	26	5	44	-	-	106
20	Land Development	-	1	-	-	-	1
21	Mycology & Plant Pathology	-	-	1	-	-	3
22	Plant Pathology	11	4	23	-	-	45
23	Plant Breeding & Genetics	35	9	35	-	-	101
24	Plant Physiology	4	2	10	-	-	24
25	Poultry Farming	-	3	1	-	-	20
26	Soil Science	9	13	25	-	-	61
27	Veterinary Science & Animal Husbandry	123	264	92	-	-	566
28	Warehousing	-	-	-	-	-	10
29	Water Conservation	-	-	-	-	-	-
30	Other Agricultural Subjects	19	14	1524	-	-	1804
	Total	318	356	1932	0	0	3164

Source: Employment Exchanges in the country & Employment News, 2009

TABLE-3B
Vacancies for Agricultural Scientists according to work experience during 2009.

Sl. No.	Branches of Agriculture	Vacancies for Agricultural Scientists		
		With Experience	Without Experience	Total
(1)	(2)	(4)	(5)	(6)
1	Agronomy	33	60	93
2	Agriculture Bacteriology	-	-	-
3	Agriculture Botany	1	5	6
4	Agriculture Chemistry	8	4	12
5	Agriculture Economics	21	25	46
6	Entomology	10	13	23
7	Agriculture Extension	16	14	30
8	Agriculture Marketing	4	4	8
9	Agriculture Meteorology	1	4	5
10	Agriculture Microbiology	33	5	38
11	Agriculture Sociology	-	1	1
12	Agriculture Statistics	8	6	14
13	Animal Nutrition	10	17	27
14	Animal Pathology	1	1	2
15	Co-operation	-	-	-
16	Dairying	21	3	24
17	Fishery	30	36	66
18	Forestry	10	18	28
19	Horticulture	57	49	106
20	Land Development	1	-	1
21	Mycology & Plant Pathology	2	1	3
22	Plant Pathology	15	30	45
23	Plant Breeding & Genetics	61	40	101
24	Plant Physiology	14	10	24
25	Poultry Farming	4	16	20
26	Soil Science	29	32	61
27	Veterinary Science & Animal Husbandry	331	235	566
28	Warehousing	-	10	10
29	Water Conservation	-	-	-
30	Other Agricultural Subjects	683	1121	1804
	Total	1404	1760	3164

Source: Employment Exchanges in the country & Employment News, 2009

TABLE-3C
State-wise and sector-wise vacancies for Agricultural Scientists during 2009.

Sl. No.	States/UTs	Central Govt.	State Govt.	Quasi Govt.	Local Bodies	Pvt.	Total	% to Total
(1)	(2)	(3)	(4)	(5)	(6)	(7)	(8)	(9)
1	Andaman & Nicobar	2	-	3	-	-	5	0.16
2	Andhra Pradesh	9	-	93	-	-	102	3.22
3	Arunachal Pradesh	1	-	3	-	-	4	0.13
4	Assam	10	-	45	-	-	55	1.74
5	Bihar	6	-	55	-	-	61	1.93
6	Chandigarh	-	-	-	-	-	-	0.00
7	Chhattisgarh	-	-	15	-	-	15	0.47
8	Dadra & Nagar Haveli	-	-	-	-	-	-	0.00
9	Delhi	35	1	69	-	-	105	3.32
10	Goa, Daman & Diu	-	-	4	-	-	4	0.13
11	Gujarat	1	12	37	-	9	59	1.86
12	Haryana	31	-	124	-	-	155	4.90
13	Himachal Pradesh	8	-	7	-	-	15	0.47
14	Jammu & Kashmir	1	-	61	-	-	62	1.96
15	Jharkhand	1	-	33	-	-	34	1.07
16	Karnataka	17	-	54	-	-	71	2.24
17	Kerala	8	12	35	-	-	55	1.74
18	Lakshadweep	1	-	-	-	-	1	0.03
19	Madhya Pradesh	5	-	50	-	-	55	1.74
20	Maharashtra	10	274	249	16	-	549	17.35
21	Manipur	1	-	13	-	-	14	0.44
22	Meghalaya	2	-	13	-	-	15	0.47
23	Mizoram	-	-	5	-	-	5	0.16
24	Nagaland	-	-	14	-	-	14	0.44
25	Orissa	10	-	31	-	-	41	1.30
26	Pondicherry	-	-	3	-	-	3	0.09
27	Punjab	1	-	12	-	-	13	0.41
28	Rajasthan	9	-	28	-	-	37	1.17
29	Sikkim	3	-	1	-	-	4	0.13
30	Tamil Nadu	27	-	47	-	-	74	2.34
31	Tripura	-	-	2	-	-	2	0.06
32	Uttar Pradesh	30	90	228	-	-	348	11.00
33	Uttarakhand	54	104	26	-	-	184	5.82
34	West Bengal	13	-	74	-	-	87	2.75
35	State-wise breakup not available	83	-	833	-	-	916	28.95
	Total	379	493	2267	16	9	3164	100.00

* Relates mostly to vacancies notified by Railway Recruitment Boards /UPSC etc. for which place of duty was not specified.

Source: Employment Exchanges in the country & Employment News, 2009

TABLE-4A

Vacancies for Medical Personnel under various sectors by pay-ranges during 2009.

Sl. No.	Branches of Medicine	Basic Pay upto Rs. 5000 p.m.				
		Central Govt.	State Govt.	Quasi Govt.	Local Bodies	Pvt.
(1)	(2)	(3)	(4)	(5)	(6)	(7)
1	Allopathic Medicine (MBBS)	1	5	22	-	-
2	Anaesthesia	-	-	7	-	-
3	Anatomy	-	-	2	-	-
4	Ayurveda	-	20	-	-	-
5	Cardiology	-	-	2	-	-
6	Clinical Pathology & Bacteriology	-	-	4	-	-
7	Dietetics	1	1	-	-	-
8	Dental Surgery	1	2	5	-	-
9	Dermatology	-	-	-	-	-
10	Forensic Medicine	-	-	-	-	-
11	General Surgery	-	-	-	-	-
12	Gynaecology, Obstetrics	-	-	-	-	-
13	Homeopathy	2	-	1	-	-
14	Laryngology & Otolaryngology	-	-	-	-	-
15	Malariology & Communicable Diseases	-	-	1	-	-
16	Maternity, Child Welfare and Health	-	-	-	-	-
17	Medical, Bio-Chemistry	2	-	6	-	-
18	Medical Radiology and Electrology	81	506	258	-	-
19	Microbiology	1	-	1	-	-
20	Nursing	657	2340	185	2	37
21	Occupational Therapy	1	4	10	9	14
22	Ophthalmic Medicine & Surgery	-	-	6	-	-
23	Orthopaedic Surgery	-	-	5	-	-
24	Paediatrics	-	-	-	-	-
25	Pharmacy	165	40	111	-	29
26	Pharmacology, Medical	1	-	4	-	8
27	Physiology	-	4	4	-	-
28	Physiotherapy	5	3	7	-	-
29	Preventive & Social Medicine (Industrial Health)	-	4	-	-	-
30	Psychiatry	-	-	2	-	-
31	Psychology, Medical	-	-	-	-	-
32	Public Health	-	6	-	-	-
33	Sanitary Science	90	49	5	-	-
34	Tubercular Diseases	-	-	-	-	-
35	Tropical Medicine	-	-	-	-	-
36	Unani	-	-	-	-	-
37	Venereology	-	-	-	-	-
38	Medical Specialists & Unspecified Others(MD/Ph.D/MS)	1	-	13	-	-
	Total	1009	2984	661	11	88

Source: Employment Exchanges in the country & Employment News, 2009

Contd...

TABLE-4A

Vacancies for Medical Personnel under various sectors by pay-ranges during 2009.

Sl. No.	Branches of Medicine	Basic Pay between Rs. 5001 to 8000/- p.m.				
		Central Govt.	State Govt.	Quasi Govt.	Local Bodies	Pvt.
(1)	(2)	(8)	(9)	(10)	(11)	(12)
1	Allopathic Medicine (MBBS)	-	-	8	-	-
2	Anaesthesia	-	-	6	-	-
3	Anatomy	-	-	-	-	-
4	Ayurveda	-	-	-	-	-
5	Cardiology	-	-	-	-	-
6	Clinical Pathology & Bacteriology	-	-	-	-	-
7	Dietetics	-	1	-	-	-
8	Dental Surgery	-	-	-	-	-
9	Dermatology	-	-	-	-	-
10	Forensic Medicine	-	5	-	-	-
11	General Surgery	-	-	1	-	-
12	Gynecology, Obstetrics	-	-	-	-	-
13	Homeopathy	-	-	-	-	-
14	Laryngology & Otolaryngology	-	-	-	-	-
15	Malariaology & Communicable Diseases	-	-	-	-	-
16	Maternity, Child Welfare and Health	-	-	-	-	-
17	Medical, Bio-Chemistry	-	-	-	-	-
18	Medical Radiology and Electrology	1	2	9	-	-
19	Microbiology	-	-	-	-	-
20	Nursing	234	8	15	-	-
21	Occupational Therapy	-	-	2	-	-
22	Ophthalmic Medicine & Surgery	-	-	-	-	-
23	Orthopaedic Surgery	-	-	1	-	-
24	Paediatrics	-	-	-	-	-
25	Rharmacy	6	41	6	6	-
26	Pharmacology, Medical	-	-	5	-	-
27	Physiology	-	-	-	-	-
28	Physiotherapy	2	-	-	-	-
29	Preventive & Social Medicine (Industrial Health)	-	-	-	-	-
30	Psychiatry	-	-	-	-	-
31	Psychology, Medical	-	-	2	-	-
32	Public Health	-	18	1	-	-
33	Sanitary Science	1	-	-	-	-
34	Tubercular Diseases	1	-	-	-	-
35	Tropical Medicine	-	-	-	-	-
36	Unani	-	-	-	-	-
37	Venereology	-	-	-	-	-
38	Medical Specialists & Unspecified Others (MD/Ph.D/MS)	1	5	4	-	-
	Total	246	80	60	6	0

Source: Employment Exchanges in the country & Employment News, 2009.

Contd...

TABLE-4A
Vacancies for Medical Personnel under various sectors by pay-ranges during 2009.

Sl. No	Branches of Medicine	Basic Pay Rs. 8001 and above p.m.					Total of Col. (3 to 17)
		Central Govt.	State Govt.	Quasi Govt.	Local Bodies	Pvt.	
(1)	(2)	(13)	(14)	(15)	(16)	(17)	(18)
1	Allopathic Medicine (MBBS)	638	4956	113	46	-	5789
2	Anaesthesia	64	501	1058	-	-	1636
3	Anatomy	9	25	7	-	-	43
4	Ayurveda	11	144	11	-	-	186
5	Cardiology	-	70	17	-	-	89
6	Clinical Pathology & Bacteriology	48	47	13	-	-	112
7	Dietetics	-	-	-	-	-	3
8	Dental Surgery	31	85	38	-	-	162
9	Dermatology	6	1	4	-	-	11
10	Forensic Medicine	6	10	1	-	-	22
11	General Surgery	57	287	24	-	-	369
12	Gynecology, Obstetrics	92	263	15	-	-	370
13	Homeopathy	-	312	36	2	-	353
14	Laryngology & Otolaryngology	-	-	-	-	-	-
15	Malariology & Communicable Diseases	-	10	1	-	-	12
16	Maternity, Child Welfare and Health	-	-	-	-	-	-
17	Medical, Bio-Chemistry	2	9	14	-	-	33
18	Medical Radiology and Electrology	65	611	44	-	-	1577
19	Microbiology	4	9	15	-	-	30
20	Nursing	1	1	44	-	-	3524
21	Occupational Therapy	-	1	8	-	-	49
22	Ophthalmic Medicine & Surgery	42	72	25	-	-	145
23	Orthopaedic Surgery	15	74	14	-	-	109
24	Paediatrics	38	105	24	-	-	167
25	Pharmacy	4	5	50	6	1	470
26	Pharmacology, Medical	8	7	19	-	-	52
27	Physiology	5	30	7	-	-	50
28	Physiotherapy	1	8	1	-	-	27
29	Preventive & Social Medicine (Industrial Health)	15	-	4	-	-	23
30	Psychiatry	4	21	14	-	-	41
31	Psychology, Medical	5	1	10	-	-	18
32	Public Health	8	4	3	-	-	40
33	Sanitary Science	-	-	-	-	-	145
34	Tubercular Diseases	2	12	-	-	-	15
35	Tropical Medicine	-	-	1	-	-	1
36	Unani	-	-	-	-	-	-
37	Venereology	-	-	-	-	-	-
38	Medical Specialists & Unspecified Others(MD/Ph.D/MS)	686	808	251	9	-	1778
	Total	1867	8489	1886	63	1	17451

Source: Employment Exchanges in the country & Employment News, 2009

TABLE-4B
Vacancies for Medical Personnel according to work experience during 2009.

Sl. No.	Branches of Medicine	Vacancies for Medical Personnel		
		With Experience	Without Experience	Total
(1)	(2)	(4)	(5)	(6)
1	Allopathic Medicine (MBBS)	3218	2571	5789
2	Anaesthesia	1214	422	1636
3	Anatomy	27	16	43
4	Ayurveda	159	27	186
5	Cardiology	7	82	89
6	Clinical Pathology & Bacteriology	11	101	112
7	Dietetics	-	3	3
8	Dental Surgery	38	124	162
9	Dermatology	9	2	11
10	Forensic Medicine	13	9	22
11	General Surgery	133	236	369
12	Gynecology, Obstetrics	77	293	370
13	Homeopathy	12	341	353
14	Laryngology & Otolaryngology	-	-	-
15	Malariaology & Communicable Diseases	1	11	12
16	Maternity, Child Welfare and Health	-	-	-
17	Medical, Bio-Chemistry	5	28	33
18	Medical Radiology and Electrology	419	1158	1577
19	Microbiology	17	13	30
20	Nursing	43	3481	3524
21	Occupational Therapy	4	45	49
22	Ophthalmic Medicine & Surgery	80	65	145
23	Orthopaedic Surgery	52	57	109
24	Paediatrics	100	67	167
25	Pharmacy	96	374	470
26	Pharmacology, Medical	31	21	52
27	Physiology	19	31	50
28	Physiotherapy	9	18	27
29	Preventive & Social Medicine (Industrial Health)	17	6	23
30	Psychiatry	31	10	41
31	Psychology, Medical	9	9	18
32	Public Health	11	29	40
33	Sanitary Science	9	136	145
34	Tubercular Diseases	14	1	15
35	Tropical Medicine	-	1	1
36	Unani	-	-	-
37	Venereology	-	-	-
38	Medical Specialists & Unspecified Others (MD/Ph.D/MS)	652	1126	1778
	Total	6537	10914	17451

Source: Employment Exchanges in the country & Employment News, 2009

TABLE-4C
State-wise and sector-wise vacancies for Medical Personnel during 2009.

Sl. No.	States/UTs	Central Govt.	State Govt.	Quasi Govt.	Local Bodies	Pvt.	Total	% to Total
(1)	(2)	(3)	(4)	(5)	(6)	(7)	(8)	(9)
1	Andaman & Nicobar	7	-	3	-	-	10	0.06
2	Andhra Pradesh	26	-	48	-	-	74	0.42
3	Arunachal Pradesh	-	-	-	-	-	-	0.00
4	Assam	12	-	7	-	-	19	0.13
5	Bihar	22	-	10	-	-	32	0.18
6	Chandigarh	63	-	297	-	-	360	2.06
7	Chhattisgarh	2	-	122	-	-	124	0.71
8	Dadra & Nagar Haveli	-	-	-	-	-	-	0.00
9	Delhi	364	2801	270	56	-	3491	20.00
10	Goa, Daman & Diu	-	-	6	-	-	6	0.03
11	Gujarat	42	63	49	9	51	214	1.23
12	Haryana	12	-	6	-	-	18	0.10
13	Himachal Pradesh	-	1	2	-	-	3	0.02
14	Jammu & Kashmir	14	-	18	-	-	32	0.18
15	Jharkhand	26	80	6	-	37	149	0.85
16	Karnataka	14	-	76	-	-	90	0.52
17	Kerala	9	27	19	-	-	55	0.32
18	Lakshadweep	11	-	-	-	-	11	0.06
19	Madhya Pradesh	81	-	28	1	-	110	0.63
20	Maharashtra	106	1537	125	12	1	1781	10.21
21	Manipur	4	-	-	-	-	4	0.02
22	Meghalaya	3	-	7	-	-	10	0.06
23	Mizoram	2	136	-	-	-	138	0.79
24	Nagaland	4	-	-	-	-	4	0.02
25	Orissa	5	-	102	-	-	107	0.61
26	Pondicherry	94	-	68	-	-	162	0.93
27	Punjab	17	-	34	-	-	51	0.29
28	Rajasthan	23	-	10	-	-	33	0.19
29	Sikkim	-	-	-	-	-	-	0.00
30	Tamil Nadu	97	-	15	2	-	114	0.65
31	Tripura	4	-	-	-	-	4	0.02
32	Uttar Pradesh	160	6028	153	-	-	6341	36.34
33	Uttarakhand	4	880	11	-	-	895	5.13
34	West Bengal	73	-	51	-	-	124	0.71
35	* State-wise breakup not available	1821	-	1064	-	-	2885	16.53
	Total	3122	11553	2607	80	89	17451	100.00

* Relates mostly to vacancies notified by Railway Recruitment Boards/UPSC etc for which place of duty was not specified.

Source: Employment Exchanges in the country & Employment News, 2009

TABLE-5A
Vacancies for Natural Scientists under various sectors by pay-ranges during 2009.

Sl. No.	Branches of Natural Science	Basic Pay upto Rs. 5000 p.m.				
		Central Govt.	State Govt.	Quasi Govt.	Local Bodies	Pvt.
(1)	(2)	(3)	(4)	(5)	(6)	(7)
1.	Astronomy	-	-	-	-	-
2.	Biology	4	26	40	-	3
3.	Botany	44	-	59	-	-
4.	Chemistry	104	126	116	1	-
5.	Chemistry, Analytical	-	-	1	-	-
6.	Chemistry, Bio-	10	-	22	-	-
7.	Chemistry, Industrial	-	-	-	-	-
8.	Chemistry, Inorganic	1	-	1	-	-
9.	Geology	7	1	11	-	-
10.	Geology, Applied	-	-	1	-	-
11.	Geophysics	7	-	31	-	-
12.	Meteorology	-	-	4	-	-
13.	Microbiology	18	-	28	-	-
14.	Oceanography	-	-	-	-	-
15.	Physics	160	16	59	-	-
16.	Physics, Applied	-	-	-	-	-
17.	Physics, Bio-	-	-	1	-	-
18.	Physics, Mathematical	-	2	2	-	-
19.	Physics, Chemistry & Mathematics	123	-	197	-	-
20.	Physics, Nuclear	-	-	-	-	2
21.	Physiology	1	-	8	-	-
22.	Spectroscopy	-	-	-	-	-
23.	Zoology	4	-	37	-	-
24.	Combination of Natural Science Subjects	12	2	242	-	-
	Total	495	173	860	1	5

Source: Employment Exchanges in the country & Employment News, 2009

Contd..

TABLE-5A

Vacancies for Natural Scientists under various sectors by pay-ranges during 2009.

Sl. No.	Branches of Natural Science	Basic Pay between Rs. 5001 to 8000/- p.m.				
		Central Govt.	State Govt.	Quasi Govt.	Local Bodies	Pvt.
(1)	(2)	(8)	(9)	(10)	(11)	(12)
1.	Astronomy	-	-	-	-	-
2.	Biology	-	174	14	-	1
3.	Botany	7	10	5	-	-
4.	Chemistry	190	293	20	-	-
5.	Chemistry, Analytical	-	-	2	-	-
6.	Chemistry, Bio-	-	-	1	-	-
7.	Chemistry, Industrial	-	-	-	-	-
8.	Chemistry, Inorganic	-	-	-	-	-
9.	Geology	52	-	-	-	-
10.	Geology, Applied	-	-	-	-	-
11.	Geophysics	-	-	-	-	-
12.	Meteorology	-	-	-	-	-
13.	Microbiology	1	-	-	-	-
14.	Oceanography	-	-	-	-	-
15.	Physics	9	244	13	-	-
16.	Physics, Applied	-	-	-	-	-
17.	Physics, Bio-	-	-	1	-	-
18.	Physics, Mathematical	-	-	-	-	-
19.	Physics, Chemistry & Mathematics	-	5	9	-	-
20.	Physics, Nuclear	-	-	-	-	-
21.	Physiology	-	-	-	-	-
22.	Spectroscopy	-	-	-	-	-
23.	Zoology	1	1	-	-	-
24.	Combination of Natural Science Subjects	74	25	48	-	-
	Total	334	752	113	0	1

Source: Employment Exchanges in the country & Employment News, 2009

Contd..

TABLE- 5A
Vacancies for Natural Scientists under various sectors by pay-ranges during 2009.

Sl. No.	Branches of Natural Science	Basic Pay Rs. 8001 and above p.m.					Total of Col. (3 to 17)
		Central Govt.	State Govt.	Quasi Govt.	Local Bodies	Pvt.	
(1)	(2)	(13)	(14)	(15)	(16)	(17)	(18)
1.	Astronomy	-	-	-	-	-	-
2.	Biology	1	4	31	-	-	298
3.	Botany	19	28	52	-	-	224
4.	Chemistry	53	37	142	-	-	1082
5.	Chemistry, Analytical	1	-	3	-	-	7
6.	Chemistry, Bio-	4	-	31	-	-	68
7.	Chemistry, Industrial	-	-	-	-	-	-
8.	Chemistry, Inorganic	5	-	7	-	-	14
9.	Geology	312	3	33	-	-	419
10.	Geology, Applied	-	-	4	-	-	5
11.	Geophysics	2	-	80	-	-	120
12.	Meteorology	1	-	1	-	-	6
13.	Microbiology	2	3	9	-	-	61
14.	Oceanography	1	-	-	-	-	1
15.	Physics	62	28	105	-	-	696
16.	Physics, Applied	-	-	8	-	-	8
17.	Physics, Bio-	1	-	4	-	-	7
18.	Physics, Mathematical	1	3	-	-	-	8
19.	Physics, Chemistry & Mathematics	129	3	81	-	-	547
20.	Physics, Nuclear	-	-	3	-	-	5
21.	Physiology	2	5	9	-	-	25
22.	Spectroscopy	-	-	-	-	-	-
23.	Zoology	29	29	39	-	-	140
24.	Combination of Natural Science Subjects	30	1	47	-	-	481
	Total	655	144	689	0	0	4222

Source: Employment Exchanges in the country & Employment News, 2009

TABLE-5B
Vacancies for Natural Scientists according to work-experience during 2009.

Sl. No.	Branches of Natural Science	Vacancies for Natural Scientists during 2009		
		With Experience	Without Experience	Total
(1)	(2)	(3)	(4)	(5)
1.	Astronomy	-	-	-
2.	Biology	35	263	298
3.	Botany	66	158	224
4.	Chemistry	196	886	1082
5.	Chemistry, Analytical	6	1	7
6.	Chemistry, Bio-	44	24	68
7.	Chemistry, Industrial	-	-	-
8.	Chemistry, Inorganic	9	5	14
9.	Geology	32	387	419
10.	Geology, Applied	-	5	5
11.	Geophysics	12	108	120
12.	Meteorology	-	6	6
13.	Microbiology	26	35	61
14.	Oceanography	1	-	1
15.	Physics	110	586	696
16.	Physics, Applied	-	8	8
17.	Physics, Bio-	6	1	7
18.	Physics, Mathematical	3	5	8
19.	Physics, Chemistry & Mathematics	25	522	547
20.	Physics, Nuclear	3	2	5
21.	Physiology	13	12	25
22.	Spectroscopy	-	-	-
23.	Zoology	56	84	140
24.	Combination of Natural Science Subjects	103	378	481
	Total	746	3476	4222

Source: Employment Exchanges in the country & Employment News, 2009

TABLE- 5C
State-wise and sector-wise vacancies for Natural Scientists during 2009.

Sl. No.	States/UTs.	Central Govt.	State Govt.	Quasi Govt.	Local Bodies	Pvt.	Total	% to Total
(1)	(2)	(3)	(4)	(5)	(6)	(7)	(8)	(9)
1	Andaman & Nicobar	36	-	2	-	-	38	0.9
2	Andhra Pradesh	49	-	81	-	-	130	3.1
3	Arunachal Pradesh	-	-	9	-	-	9	0.2
4	Assam	4	-	17	-	-	21	0.5
5	Bihar	-	-	35	-	-	35	0.8
6	Chandigarh	20	-	12	-	-	32	0.8
7	Chhattisgarh	1	-	45	-	-	46	1.1
8	Dadra & Nagar Haveli	-	-	-	-	-	-	-
9	Delhi	180	95	201	-	-	476	11.3
10	Goa, Daman & Diu	2	-	6	-	-	8	0.2
11	Gujarat	14	59	41	-	6	120	2.8
12	Haryana	2	-	40	-	-	42	1.0
13	Himachal Pradesh	-	-	10	-	-	10	0.2
14	Jammu & Kashmir	13	-	21	-	-	34	0.8
15	Jharkhand	2	-	52	-	-	54	1.3
16	Karnataka	41	-	33	-	-	74	1.8
17	Kerala	9	-	15	-	-	24	0.6
18	Lakshadweep	-	-	-	-	-	-	-
19	Madhya Pradesh	7	-	26	-	-	33	0.8
20	Maharashtra	67	3	113	-	-	183	4.3
21	Manipur	-	-	2	-	-	2	0.0
22	Meghalaya	-	-	-	-	-	-	-
23	Mizoram	-	-	-	-	-	-	-
24	Nagaland	-	-	-	-	-	-	-
25	Orissa	4	-	12	-	-	16	0.4
26	Pondjcherry	-	-	22	-	-	22	0.5
27	Punjab	2	-	24	-	-	26	0.6
28	Rajasthan	33	-	6	-	-	39	0.9
29	Sikkim	-	-	-	-	-	-	-
30	Tamil Nadu	148	-	53	-	-	201	4.8
31	Tripura	-	-	8	-	-	8	0.2
32	Uttar Pradesh	85	553	174	1	-	813	19.3
33	Uttrakhand	49	359	58	-	-	466	11.0
34	West Bengal	38	-	54	-	-	92	2.2
35	State-wise breakup not available	678	-	490	-	-	1168	27.7
	Total	1484	1069	1662	1	6	4222	100.0

* Relates mostly to vacancies notified by Railway Recruitment Boards/UPSC etc. for which place of duty was not specified.

Source: Employment Exchanges in the country & Employment News, 2009

TABLE- 6A
Vacancies for Social Scientists including education/ teaching under various sectors by pay-ranges during 2009.

Sl. No.	Branches of Social Science	Basic Pay upto Rs. 5000 p.m.				
		Central Govt.	State Govt.	Quasi Govt.	Local Bodies	Pvt.
(1)	(2)	(3)	(4)	(5)	(6)	(7)
1	Accountancy	4	15	111	-	41
2	Accountancy, Chartered	-	6	37	-	-
3	Accountancy, Cost & Works	-	-	-	-	-
4	Accountancy, Management	3	-	15	-	-
5	Actuary	-	-	-	-	-
6	Anthropology	2	-	3	-	-
7	Archaeology	-	-	-	-	-
8	Archives	-	-	-	-	-
9	Economics	-	1	18	-	-
10	Education/Teaching	74	5250	892	4	419
11	English	1	28	26	-	3
12	Geography	-	-	16	-	-
13	Hindi	58	46	49	-	-
14	History	2	16	21	3	-
15	Labour/Social Welfare	2	2	-	3	8
16	Home, Domestic Science/ Economics	-	5	2	-	8
17	Language	2	2	65	7	37
18	Law	9	474	3	-	-
19	Literature	-	-	-	-	-
20	Mathematics	25	20	30	-	-
21	Mathematics, Applied	-	-	2	-	-
22	Philosophy	-	-	9	-	-
23	Political Science	-	13	15	-	-
24	Psychology	1	8	16	-	-
25	Rural Science	-	-	-	-	-
26	Sociology/Social Work/Social Science	7	49	41	-	4580
27	Statistics	14	-	10	-	-
28	Statistics, Mathematical	2	1	2	-	-
29	Statistics/Mathematics/Economics	2	10	3	-	-
30	Other Social Science Subjects	-	38	19	-	-
	Total	208	5984	1405	17	5096

Source: Employment Exchanges in the country & Employment News, 2009

Contd.

TABLE-6A
Vacancies for Social Scientists including education/ teaching under various sectors by pay-ranges during 2009.

Sl. No.	Branches of Social Science	Basic Pay between Rs. 5001 to 8000/- p.m.				
		Central Govt.	State Govt.	Quasi Govt.	Local Bodies	Pvt.
(1)	(2)	(8)	(9)	(10)	(11)	(12)
1	Accountancy	8	17	28	-	1
2	Accountancy, Chartered	340	-	39	-	-
3	Accountancy, Cost & Works	-	-	1	-	-
4	Accountancy, Management	-	-	1	-	-
5	Actuary	-	-	-	-	-
6	Anthropology	35	-	-	-	-
7	Archaeology	-	-	-	-	-
8	Archives	-	-	-	-	-
9	Economics	9	238	12	-	-
10	Education/Teaching	1	36	6	12	79
11	English	1	276	57	-	-
12	Geography	16	138	7	-	-
13	Hindi	65	351	69	-	-
14	History	48	220	12	-	-
15	Labour/Social Welfare	-	-	-	-	-
16	Home, Domestic Science/ Economics	2	15	1	-	-
17	Language	18	283	70	-	-
18	Law	115	53	5	-	-
19	Literature	14	-	1	-	-
20	Mathematics	30	205	41	-	1
21	Mathematics, Applied	-	-	-	-	-
22	Philosophy	1	-	-	-	-
23	Political Science	-	192	-	-	-
24	Psychology	2	16	-	-	-
25	Rural Science	-	-	-	-	-
26	Sociology/Social Work/Social Science	-	129	26	10	66
27	Statistics	3	-	3	-	-
28	Statistics, Mathematical	-	71	-	-	-
29	Statistics/Mathematics/Economics	2	12	-	-	-
30	Other Social Science Subjects	-	68	18	-	-
	Total	710	2320	397	22	147

Source: Employment Exchanges in the country & Employment News, 2009

Cont

TABLE- 6A
Vacancies for Social Scientists including education/ teaching under various sectors by pay-ranges during 2009.

Sl. No.	Branches of Social Science	Basic Pay Rs. 8001 and above p.m.					Total of Col. (3 to 17)
		Central Govt.	State Govt.	Quasi Govt.	Local Bodies	Pvt.	
(1)	(2)	(13)	(14)	(15)	(16)	(17)	(18)
1	Accountancy	2	7	63	-	-	297
2	Accountancy, Chartered	53	6	1861	-	-	2342
3	Accountancy, Cost & Works	-	-	20	-	-	21
4	Accountancy, Management	1	-	49	-	-	69
5	Actuary	-	-	-	-	-	-
6	Anthropology	2	-	17	-	-	59
7	Archaeology	-	-	8	-	-	8
8	Archives	-	-	-	-	-	-
9	Economics	75	31	68	-	-	452
10	Education/Teaching	2	24	150	-	-	6949
11	English	10	15	105	-	-	522
12	Geography	2	9	25	-	-	213
13	Hindi	11	38	143	-	-	830
14	History	6	9	37	-	-	374
15	Labour/Social Welfare	-	-	-	-	-	15
16	Home, Domestic Science/ Economics	3	6	29	-	-	71
17	Language	10	10	215	-	-	719
18	Law	105	98	301	-	-	1163
19	Literature	-	-	7	-	-	22
20	Mathematics	14	21	77	-	-	464
21	Mathematics, Applied	-	-	4	-	-	6
22	Philosophy	-	5	15	-	-	30
23	Political Science	1	29	62	-	-	312
24	Psychology	5	7	37	-	-	92
25	Rural Science	-	-	1	-	-	1
26	Sociology/Social Work/Social Science	3	36	103	-	-	5050
27	Statistics	3	1	26	-	-	60
28	Statistics, Mathematical	4	1	-	-	-	81
29	Statistics/Mathematics/Economics	7	6	1	-	-	43
30	Other Social Science Subjects	2	16	62	-	-	223
	Total	321	375	3486	0	0	20488

Source: Employment Exchanges in the country & Employment News, 2009

TABLE- 6B
Vacancies for Social Scientists including education / teaching according to
work-experience during 2009.

Sl. No.	Branches of Social Science	Vacancies for Social Scientists during 2009		
		With Experience	Without Experience	Total
(1)	(2)	(3)	(4)	(5)
1	Accountancy	91	206	297
2	Accountancy, Chartered	1387	955	2342
3	Accountancy, Cost & Works	7	14	21
4	Accountancy, Management	59	10	69
5	Actuary	-	-	-
6	Anthropology	29	30	59
7	Archaeology	-	8	8
8	Archives	-	-	-
9	Economics	63	389	452
10	Education/Teaching	182	6767	6949
11	English	91	431	522
12	Geography	29	184	213
13	Hindi	106	724	830
14	History	76	298	374
15	Labour/Social Welfare	-	15	15
16	Home, Domestic Science/ Economics	21	50	71
17	Language	219	500	719
18	Law	205	958	1163
19	Literature	8	14	22
20	Mathematics	61	403	464
21	Mathematics, Applied	6	-	6
22	Philosophy	9	21	30
23	Political Science	47	265	312
24	Psychology	27	65	92
25	Rural Science	1	-	1
26	Sociology/Social Work/Social Science	72	4978	5050
27	Statistics	15	45	60
28	Statistics, Mathematical	3	78	81
29	Statistics/Mathematics/Economics	37	6	43
30	Other Social Science Subjects	19	204	223
	Total	2870	17618	20488

Source: Employment Exchanges in the country & Employment News, 2009

TABLE- 6C
State-wise and sector-wise vacancies for Social Scientists during 2009.

Sl. No.	States/UTs	Central Govt.	State Govt.	Quasi Govt.	Local Bodies	Pvt.	Total	% to Total
(1)	(2)	(3)	(4)	(5)	(6)	(7)	(8)	(9)
1	Andaman & Nicobar	17	-	-	-	-	17	0.08
2	Andhra Pradesh	16	-	171	-	-	187	0.91
3	Arunachal Pradesh	2	-	64	-	-	66	0.32
4	Assam	27	-	31	-	-	58	0.28
5	Bihar	2	-	17	-	-	19	0.09
6	Chandigarh	11	-	3	-	-	14	0.07
7	Chhattisgarh	2	5	83	-	-	90	0.44
8	Dadra & Nagar Haveli	-	-	-	-	-	-	-
9	Delhi	310	5678	459	22	-	6469	31.57
10	Goa, Daman & Diu	-	-	12	-	-	12	0.06
11	Gujarat	-	157	138	15	5140	5450	26.60
12	Haryana	1	-	73	-	-	74	0.36
13	Himachal Pradesh	-	3	3	-	-	6	0.03
14	Jammu & Kashmir	-	-	17	-	-	17	0.08
15	Jharkhand	-	-	18	-	-	18	0.09
16	Karnataka	28	1	77	-	-	106	0.52
17	Kerala	5	19	32	-	-	56	0.27
18	Lakshadweep	-	-	-	-	-	-	-
19	Madhya Pradesh	12	-	88	-	-	100	0.49
20	Maharashtra	68	16	205	-	98	387	1.89
21	Manipur	4	-	3	-	-	7	0.03
22	Meghalaya	4	1	23	1	-	29	0.14
23	Mizoram	1	-	5	-	-	6	0.03
24	Nagaland	1	-	1	-	-	2	0.01
25	Orissa	1	5	7	-	-	13	0.06
26	Pondicherry	1	-	45	-	-	46	0.22
27	Punjab	7	-	24	-	-	31	0.15
28	Rajasthan	5	-	3	-	-	8	0.04
29	Sikkim	-	-	-	-	-	-	-
30	Tamil Nadu	5	-	35	-	-	40	0.20
31	Tripura	2	-	30	-	5	37	0.18
32	Uttar Pradesh	20	1694	263	1	-	1978	9.65
33	Uttarakhand	3	1100	19	-	-	1122	5.48
34	West Bengal	14	-	250	-	-	264	1.29
35	* State-wise breakup not available	670	-	3089	-	-	3759	18.35
	Total	1239	8679	5288	39	5243	20488	100.00

* Relates mostly to vacancies notified by Railway Recruitment Board/UPSC etc for which place of duty was not specified.

Source: Employment Exchanges in the country & Employment News, 2009

TABLE-7A
Vacancies for Miscellaneous Graduates under various sectors by
pay-ranges during 2009.

Sl. No.	Type of Vacancies	Basic Pay upto Rs. 5000 p.m.				
		Central Govt.	State Govt.	Quasi Govt.	Local Bodies	Pvt.
(1)	(2)	(3)	(4)	(5)	(6)	(7)
1	Art, Fine	1	3	9	-	-
2	Art, Commercial	-	-	-	-	-
3	Banking	-	-	-	-	-
4	Catering	1	-	-	-	-
5	Cinematography	3	1	5	-	-
6	Company Secretaryship	-	-	1	-	-
7	Film Direction	-	-	4	-	-
8	Hotel Management	2	3	248	-	-
9	Industrial Management/ Business Management & Administration <i>CMBA</i>	8	6	59	-	-
10	Interior Decoration, Display & Designing	-	-	-	-	-
11	Insurance	-	-	3	1	7
12	Journalism	1	-	13	-	-
13	Library Science	35	-	86	-	-
14	Music, Instrumental	6	-	125	-	-
15	Music, Vocal	5	-	4	-	-
16	Museology	-	-	-	-	-
17	Nutrition/Applied Nutrition	-	-	-	-	-
18	Pass-Graduates in Science, Arts & Commerce suitable for Office work	4420	1535	9429	217	5450
19	Physical Education	-	1	9	1	105
20	Public Administration	-	1	-	-	-
21	Research Methodology	-	3	-	8	3
22	Sculpture	-	-	-	-	-
23	Secretarial and Commercial Work & Practices	9	-	3	-	-
24	Stage Craft & Dramatics	2	-	1	-	-
25	Other Vacancies (Unspecified)	4	20	67	-	13
	Total	4497	1573	10066	227	5578

Source: Employment Exchanges in the country & Employment News, 2009

Contd..

TABLE-7A
Vacancies for Miscellaneous Graduates under various sectors by
pay-ranges during 2009.

Sl. No.	Type of Vacancies	Basic Pay between Rs. 5001 to 8000/- p.m.				
		Central Govt.	State Govt.	Quasi Govt.	Local Bodies	Pvt.
(1)	(2)	(8)	(9)	(10)	(11)	(12)
1	Art, Fine	3	-	38	-	-
2	Art, Commercial	3	8	-	-	-
3	Banking	-	-	-	-	-
4	Catering	-	-	-	-	-
5	Cinematography	-	1	-	-	-
6	Company Secretaryship	-	-	2	-	-
7	Film Direction	-	-	1	-	-
8	Hotel Management	-	-	21	-	-
9	Industrial Management/ Business Management & Administration	409	-	7	-	82
10	Interior Decoration, Display & Designing	-	-	-	-	-
11	Insurance	-	-	-	-	-
12	Journalism	-	1	3	-	-
13	Library Science	21	-	75	-	-
14	Music, Instrumental	-	4	2	-	-
15	Music, Vocal	-	5	-	-	-
16	Musicology	-	-	-	-	-
17	Nutrition/Applied Nutrition	-	-	-	-	-
18	Pass-Graduates in Science, Arts & Commerce suitable for Office work	3326	1669	1227	21	814
19	Physical Education	-	7	112	-	-
20	Public Administration	-	-	-	-	-
21	Research Methodology	-	-	-	-	-
22	Sculpture	-	-	367	-	-
23	Secretarial and Commercial Work & Practices	-	-	2	-	-
24	Stage Craft & Dramatics	-	-	1	-	-
25	Other Vacancies (Unspecified)	7	32	9	10	68
	Total	3769	1727	1867	31	964

Source: Employment Exchanges in the country & Employment News, 2009

Contd..

TABLE-7A
Vacancies for Miscellaneous Graduates under various sectors by
pay-ranges during 2009.

Sl. No.	Type of Vacancies	Basic Pay Rs. 8001 and above p.m.					Total of Col. (3 to 17)
		Central Govt.	State Govt.	Quasi Govt.	Local Bodies	Pvt.	
(1)	(2)	(13)	(14)	(15)	(16)	(17)	(18)
1	Art, Fine	-	-	36	-	-	90
2	Art, Commercial	-	-	1	-	-	12
3	Banking	-	-	-	-	-	
4	Catering	-	-	1	-	-	2
5	Cinematography	-	-	8	-	-	18
6	Company Secretaryship	-	-	12	-	-	15
7	Film Direction	-	-	1	-	-	6
8	Hotel Management	-	1	42	-	-	317
9	Industrial Management/ Business Management & Administration (MBA)	156	4	1016	-	-	1747
10	Interior Decoration, Display & Designing	-	-	2	-	-	2
11	Insurance	-	-	-	-	-	11
12	Journalism	5	-	54	-	-	77
13	Library Science	7	1	43	-	-	268
14	Music, Instrumental	1	-	10	-	-	148
15	Music, Vocal	-	5	25	-	-	44
16	Museology	-	-	1	-	-	1
17	Nutrition/Applied Nutrition	-	-	-	-	-	
18	Pass-Graduates in Science, Arts & Commerce suitable for Office work	1793	61	9107	-	9	39078
19	Physical Education	-	1	11	-	-	247
20	Public Administration	-	-	3	-	-	4
21	Research Methodology	-	-	-	-	-	14
22	Sculpture	-	-	-	-	-	367
23	Secretarial and Commercial Work & Practices	-	-	-	-	-	14
24	Stage Craft & Dramatics	-	-	9	-	-	13
25	Other Vacancies (Unspecified)	100	8	305	2	-	645
	Total	2062	81	10687	2	9	43140

Source: Employment Exchanges in the country & Employment News, 2009

TABLE- 7B
Vacancies for Miscellaneous Graduates according to work-experience during 2009.

Sl. No.	Type of Vacancies	Vacancies for Graduates during 2009		
		With Experience	Without Experience	Total
(1)	(2)	(3)	(4)	(5)
1	Art, Fine	30	60	90
2	Art, Commercial	4	8	12
3	Banking	-	-	-
4	Catering	2	-	2
5	Cinematography	8	10	18
6	Company Secretaryship	12	3	15
7	Film Direction	1	5	6
8	Hotel Management	256	61	317
9	Industrial Management/ Business Management & Administration	493	1254	1747
10	Interior Decoration, Display & Designing	-	2	2
11	Insurance	-	11	11
12	Journalism	49	28	77
13	Library Science	70	198	268
14	Music, Instrumental	3	145	148
15	Music, Vocal	4	40	44
16	Museology	-	1	1
17	Nutrition/Applied Nutrition	-	-	-
18	Pass-Graduates in Science, Arts & Commerce suitable for Office work	2231	36847	39078
19	Physical Education	12	235	247
20	Public Administration	3	1	4
21	Research Methodology	-	14	14
22	Sculpture	-	367	367
23	Secretarial and Commercial Work & Practices	2	12	14
24	Stage Craft & Dramatics	8	5	13
25	Other Vacancies (Unspecified)	180	465	645
	Total	3368	39772	43140

Source: Employment Exchanges in the country & Employment News, 2009

TABLE- 7C

State-wise and sector-wise vacancies for Miscellaneous Graduates during 2009.

Sl. No.	States/UTs	Central Govt.	State Govt.	Quasi Govt.	Local Bodies	Pvt.	Total	% to Total
(1)	(2)	(3)	(4)	(5)	(6)	(7)	(8)	(9)
1	Andaman & Nicobar	2	-	20	-	-	22	0.05
2	Andhra Pradesh	403	-	640	-	-	1043	2.42
3	Arunachal Pradesh	56	-	26	-	-	82	0.19
4	Assam	94	-	264	-	-	358	0.83
5	Bihar	2	74	386	-	-	462	1.07
6	Chandigarh	72	-	46	-	-	118	0.27
7	Chhattisgarh	19	64	187	-	-	270	0.63
8	Dadra & Nagar Haveli	-	-	-	-	-	-	-
9	Delhi	499	1365	1234	17	163	3278	7.60
10	Goa, Daman & Diu	19	-	77	-	-	96	0.22
11	Gujarat	431	428	528	199	5653	7239	16.78
12	Haryana	90	-	376	-	-	466	1.08
13	Himachal Pradesh	31	-	135	-	-	166	0.38
14	Jammu & Kashmir	-	-	71	-	-	71	0.16
15	Jharkhand	5	-	168	-	253	426	0.99
16	Karnataka	179	1	593	-	-	773	1.79
17	Kerala	71	34	477	8	-	590	1.37
18	Lakshadweep	-	-	-	-	-	-	-
19	Madhya Pradesh	99	50	439	-	-	588	1.36
20	Maharashtra	831	102	1362	10	173	2478	5.74
21	Manipur	13	-	11	-	-	24	0.06
22	Meghalaya	-	5	68	-	-	73	0.17
23	Mizoram	55	1	12	-	-	68	0.16
24	Nagaland	10	-	22	-	-	32	0.07
25	Orissa	2	9	221	-	-	232	0.54
26	Pondicherry	331	845	339	15	298	1828	4.24
27	Punjab	156	25	369	-	-	550	1.27
28	Rajasthan	176	3	643	-	-	822	1.91
29	Sikkim	-	-	28	-	-	28	0.06
30	Tamil Nadu	509	-	658	-	-	1167	2.71
31	Tripura	12	-	93	1	-	106	0.25
32	Uttar Pradesh	142	361	1422	2	4	1931	4.48
33	Uttarakhand	266	9	239	-	-	514	1.19
34	West Bengal	97	5	973	8	7	1090	2.53
35	* State-wise breakup not available	5656	-	10493	-	-	16149	37.43
	Total	10328	3381	22620	260	6551	43140	100.00

* Relates mostly to vacancies notified by Railway Recruitment Boards/UPSC etc for which place of duty was not specified.

Source: Employment Exchanges in the country & Employment News, 2009

TABLE - 8

State-wise dispersion of various vacancies for non-graduates during 2009

Sl. No.	States/UTs.	Middle School	High School	Sr. Sec. School	ITI	Total
1	Andaman & Nicobar	-	8	25	30	63
2	Andhra Pradesh	16	6548	1137	722	8423
3	Arunachal Pradesh	-	191	70	2	263
4	Assam	327	3783	406	738	5254
5	Bihar	4	4411	658	5	5078
6	Chandigarh	2	217	504	391	1114
7	Chhattisgarh	1	856	45	37	939
8	Dadra & Nagar Haveli	-	2	2	-	4
9	Delhi	311	8755	13705	1090	23861
10	Goa, Daman & Diu	16	34	110	30	190
11	Gujarat	23136	15191	609	161	39097
12	Haryana	19	546	454	2	1021
13	Himachal Pradesh	4	176	202	1	383
14	Jammu & Kashmir	12	1210	154	28	1404
15	Jharkhand	1278	4944	430	4582	11234
16	Karnataka	27	1535	913	278	2753
17	Kerala	4626	831	540	188	6185
18	Lakshadweep	-	2	10	-	12
19	Madhya Pradesh	24	1820	766	82	2692
20	Maharashtra	697	3432	2984	1235	8348
21	Manipur	7	192	489	-	688
22	Meghalaya	36	327	47	16	426
23	Mizoram	3	85	10	-	98
24	Nagaland	-	183	29	-	212
25	Orissa	77	2076	591	13	2757
26	Pondicherry	-	1439	28	-	1467
27	Punjab	20	1248	582	6	1856
28	Rajasthan	40	1579	610	3139	5368
29	Sikkim	-	93	36	-	129
30	Tamil Nadu	34	3496	1068	1099	5697
31	Tripura	2	303	19	-	324
32	Uttar Pradesh	329	6070	1803	1684	9886
33	Uttarakhand	143	553	215	10	921
34	West Bengal	318	4635	1070	1533	7556
35	State-wise breakup not available	270	6835	1485	3761	12351
	Total	31779	83606	31806	20863	168054

Source: Employment Exchanges in the country & Employment News, 2009

TABLE-9A

Distribution of deputation vacancies by branches of study & sector of establishments during 2009.

Sl. No.	Branches of Study	Central Govt.	% age	State Govt.	% age	*Quasi Govt.	% age	Local Bodies	% age	Pvt. Estab.	% age	Total	% age to total
(1)	(2)	(3)	(4)	(5)	(6)	(7)	(8)	(9)	(10)	(11)	(12)	(13)	(14)
1.	Engineering	366	15.98	12	8.82	426	35.53	0	0.00	-	-	804	22.16
2.	Technology	4	0.17	0	0.00	5	0.42	0	0.00	-	-	9	0.25
3.	Agriculture	67	2.92	0	0.00	38	3.17	0	0.00	-	-	105	2.89
4.	Medicine	42	1.83	0	0.00	137	11.43	0	0.00	-	-	179	4.93
5.	Natural Science	85	3.71	0	0.00	52	4.34	0	0.00	-	-	137	3.78
6.	Social Science including Education/ Teaching	590	25.75	15	11.03	119	9.92	2	100	-	-	726	20.01
7.	Misc. Vacancies for Graduates	1137	49.63	109	80.15	422	35.20	0	0.00	-	-	1668	45.98
	Total	2291	100.00	136	100	1199	100.00	2	100.00	-	-	3628	100.00

* Vacancies in Quasi-Government bodies under Central Government and State Government have been included under the heading 'Quasi-Government' in Column No.7.

TABLE-9B

Distribution of deputation vacancies according to branches of study and pay ranges during 2009.

Sl. No.	Branches of Study	Basic Pay up to Rs.5000/- P.M.	% age to total	Basic Pay between Rs.5001 to Rs. 8000/- P.M.	% age to total	Basic Pay Rs.8001/- & above P.M.	% age to total	Total of Col.3, 5 & 7	% age of respective branch of study to the total no. of vacancies
(1)	(2)	(3)	(4)	(5)	(6)	(7)	(8)	(9)	(10)
1	Engineering	66	7.78	121	10.86	617	37.03	804	22.16
		8.21		15.05		76.74		100	
2	Technology	0	0.00	5	0.45	4	0.24	9	0.25
		0.00		55.56		44.44		100	
3	Agriculture	14	1.65	17	1.53	74	4.44	105	2.89
		13.33		16.19		70.48		100	
4	Medicine	23	2.71	8	0.72	148	8.88	179	4.93
		12.85		4.47		82.68		100	
5	Natural Science	14	1.65	38	3.41	85	5.10	137	3.78
		10.22		27.74		62.04		100	
6	Social Science including Education/ Teaching	169	19.93	223	20.02	334	20.05	726	20.01
		23.28		30.72		46.01		100	
7	Misc. Vacancies for Graduates	562	66.27	702	63.02	404	24.25	1668	45.98
		33.69		42.09		24.22		100	
	Total	848	100	1114	100	1666	100	3628	100
		23.37		30.71		45.92		100	

Note:- Bracketed figures in column 3, 5, 7 & 9 shows the percentages to the total in column 9.

TABLE-9C**Distribution of deputation vacancies according to experience during the year 2009.**

Sl. No.	Faculty	With Experience	% to Total
(1)	(2)	(3)	(4)
1.	Engineering	780	22.28
2.	Technology	9	0.26
3.	Agriculture	105	3.00
4.	Medicine	178	5.08
5.	Natural Science	137	3.91
6.	Social Science including Education/ Teaching	699	19.97
7.	Misc. Vacancies for Graduates	1593	45.50
	Total	3501	100.00

TABLE -9D
Distribution of deputation vacancies state-wise and faculty-wise during 2009.

Sl. No.	States/UTs	Engineering	Technology	Agriculture	Medicine	Natural Sciences	Social Sciences including Education/Teaching	Misc. Vacancies for Graduates	Total	% to total
(1)	(2)	(3)	(4)	(5)	(6)	(7)	(8)	(9)	(10)	(11)
1	Andaman & Nicobar	6	1	2	-	-	1	3	13	0.36
2	Andhra Pradesh	61	-	5	2	-	17	44	129	3.56
3	Arunachal Pradesh	-	-	-	-	-	-	-	0	0.00
4	Assam	4	-	1	-	2	11	29	47	1.30
5	Bihar	21	-	-	-	-	2	6	29	0.80
6	Chandigarh	4	-	-	4	4	4	16	32	0.88
7	Chhattisgarh	1	-	-	1	-	4	5	11	0.30
8	Dadra & Nagar Haveli	2	-	-	-	-	-	8	10	0.28
9	Delhi	275	3	55	30	87	269	772	1491	41.10
10	Goa, Daman & Diu	4	-	-	1	-	1	7	13	0.36
11	Gujarat	4	-	-	3	-	3	113	123	3.39
12	Haryana	4	-	18	1	5	3	15	46	1.27
13	Himachal Pradesh	-	-	-	-	-	-	14	14	0.39
14	Jammu & Kashmir	-	-	-	-	-	23	4	27	0.74
15	Jharkhand	5	-	-	-	-	12	8	25	0.69
16	Karnataka	3	-	-	-	1	4	25	33	0.91
17	Kerala	5	-	2	1	2	6	28	44	1.21
18	Lakshadweep	-	-	-	-	-	-	-	0	0.00
19	Madhya Pradesh	29	-	5	5	2	7	53	101	2.78
20	Maharashtra	22	-	-	3	-	137	119	281	7.75
21	Manipur	-	-	-	1	-	-	3	4	0.11
22	Meghalaya	15	-	1	3	-	16	27	62	1.71
23	Mizoram	-	-	-	-	-	-	1	1	0.03
24	Nagaland	-	-	8	-	-	-	3	11	0.30
25	Orissa	2	-	-	-	-	15	10	27	0.74
26	Pondicherry	-	1	-	-	-	1	10	12	0.33
27	Punjab	-	-	-	-	-	-	5	5	0.14
28	Rajasthan	13	-	-	1	-	4	35	53	1.46
29	Sikkim	-	-	-	-	-	-	1	1	0.03
30	Tamil Nadu	6	-	1	4	-	7	62	80	2.21
31	Tripura	-	-	-	-	-	-	-	0	0.00
32	Uttar Pradesh	12	-	3	2	12	21	149	199	5.49
33	Uttarakhand	5	-	-	-	-	9	9	23	0.53
34	West Bengal	17	-	-	15	4	35	68	139	3.83
35	*State-wise breakup not available	284	4	4	102	18	114	16	542	14.94
	Total	804	9	105	179	137	726	1668	3628	100.00

* Relates mostly to vacancies notified by the Railway Recruitment Boards/UPSC etc for which places of duty not specified.

TABLE-9E
Distribution of deputation vacancies according to subjects during 2009

Sl. No.	Subjects	2009		2007	
		Vacancies notified	% to total	Vacancies notified	% to total
1	Accountancy	206	5.68	80	2.97
2	Accountancy, Chartered	117	3.22	79	2.93
3	Accountancy, Cost & Works	15	0.41	42	1.56
4	Accountancy, Management	6	0.17	2	0.07
5	Actuary	-	-	-	-
6	Aeronautical	19	0.52	2	0.07
7	Agriculture	1	0.03	4	0.15
8	Agriculture Bacteriology	2	0.06	-	-
9	Agriculture Botany	-	-	2	0.07
10	Agriculture Chemistry	2	0.06	1	0.04
11	Agriculture Economics	-	-	4	0.15
12	Agriculture Extension	4	0.11	-	-
13	Agriculture Marketing	4	0.11	-	-
14	Agriculture Meteorology	-	-	-	-
15	Agriculture Microbiology	-	-	-	-
16	Agriculture Sociology	-	-	-	-
17	Agriculture Statistics	-	-	-	-
18	Agronomy	7	0.19	1	0.04
19	Air-Conditioning and Refrigeration	1	0.03	-	-
20	Aircraft Maintenance	-	-	1	0.04
21	Alcohol	-	-	-	-
22	Allopathic Medicine (MBBS)	20	0.55	2	0.07
23	Anaesthesia	8	0.22	-	-
24	Anatomy	-	-	-	-
25	Animal Nutrition	-	-	-	-
26	Animal Pathology	-	-	-	-
27	Anthropology	2	0.06	8	0.30
28	Archaeology	-	-	-	-
29	Architecture	16	0.44	35	1.30
30	Architecture/Civil	371	10.23	2	0.07
31	Archives	-	-	-	-
32	Art, Commercial	-	-	1	0.04
33	Art, Fine	5	0.14	4	0.15
34	Astronomy	-	-	-	-
35	Automobile	-	-	1	0.04
36	Ayurveda	-	-	-	-
37	Banking	-	-	-	-
38	Biology	6	0.17	-	-
39	Botany	12	0.33	2	0.07
40	Broadcasting & Television	-	-	-	-
41	Cardiology	-	-	-	-

Sl. No.	Subjects	2009		2007	
		Vacancies notified	% to total	Vacancies notified	% to total
42	Catering	-	-	1	0.04
43	Ceramic	-	-	-	-
44	Chemical	-	-	-	-
45	Chemical Engg.	3	0.08	9	0.33
46	Chemistry	38	1.05	9	0.33
47	Chemistry, Analytical	-	-	-	-
48	Chemistry, Bio-	3	0.08	-	-
49	Chemistry, Industrial	-	-	-	-
50	Chemistry, Inorganic	-	-	1	0.04
51	Cinematography	2	0.06	-	-
52	Civil (including Municipal)	73	2.01	255	9.45
53	Clinical Pathology & Bacteriology	-	-	-	-
54	Combination of Natural Science Subjects	34	0.94	6	0.22
55	Company Secretaryship	5	0.14	1	0.04
56	Computer	62	1.71	68	2.52
57	Co-operation	-	-	-	-
58	Dairying	1	0.03	-	-
59	Dental Surgery	2	0.06	1	0.04
60	Dermatology	1	0.03	-	-
61	Dietetics	2	0.06	-	-
62	Economics	39	1.07	25	0.93
63	Education/Teaching	1	0.03	23	0.85
64	Electrical	58	1.60	70	2.59
65	Electrical/Mechanical	3	0.08	11	0.41
66	Electronics & Electrical Microwave/Communication (including Radio)	44	1.21	16	0.59
67	Engineers Unspecified (Branches not specified)	86	2.37	60	2.22
68	English	6	0.17	7	0.26
69	Entomology	2	0.06	-	-
70	Fiber	-	-	-	-
71	Film Direction	1	0.03	1	0.04
72	Fishery	7	0.19	15	0.56
73	Food	5	0.14	10	0.37
74	Forensic Medicine	1	0.03	2	0.07
75	Forestry	1	0.03	-	-
76	Forging & Heat Treatment	-	-	-	-
77	Fuel	-	-	-	-
78	General Surgery	19	0.52	-	-
79	Geography	-	-	2	0.07
80	Geology	3	0.08	1	0.04
81	Geology, Applied	-	-	-	-
82	Geophysics	-	-	-	-
83	Glass	-	-	-	-
84	Gynaecology, Obstetrics	14	0.39	1	0.04

Sl. No.	Subjects	2009		2007	
		Vacancies notified	% to total	Vacancies notified	% to total
85	Highways & Roads	-	-	1	0.04
86	Hindi	77	2.12	63	2.34
87	History	10	0.28	11	0.41
88	Home, Domestic Science/ Economics	-	-	-	-
89	Homeopathy	12	0.33	-	-
90	Horticulture	11	0.30	16	0.59
91	Hosiery	-	-	-	-
92	Hotel Management	-	-	-	-
93	Hydraulics & Dam	-	-	1	0.04
94	Industrial Management/ Business Management & Administration	30	0.83	47	1.74
95	Instrumentation	2	0.06	3	0.11
96	Insurance	-	-	-	-
97	Interior Decoration, Display & Designing	-	-	3	0.11
98	Intermediate & Dyes	-	-	-	-
99	Internal Combustion	-	-	-	-
100	Journalism	5	0.14	1	0.04
101	Jute	-	-	-	-
102	Labour/Social Welfare	-	-	-	-
103	Land Development	-	-	-	-
104	Language	75	2.07	11	0.41
105	Laryngology & Otolaryngology	-	-	-	-
106	Law	97	2.67	63	2.34
107	Leather	-	-	-	-
108	Library Science	34	0.94	25	0.93
109	Literature	-	-	-	-
110	Machine Tools & Die Sinking	14	0.39	-	-
111	Malariology & Communicable Diseases	-	-	-	-
112	Marine	1	0.03	-	-
113	Maternity, Child Welfare and Health	-	-	-	-
114	Mathematics	5	0.14	9	0.33
115	Mathematics, Applied	-	-	-	-
116	Mechanical	19	0.52	22	0.82
117	Mechanical/Metallurgical	1	0.03	1	0.04
118	Medical Radiology and Electrology	25	0.69	1	0.04
119	Medical Specialists & Unspecified Others(MD/Ph.D/MS)	30	0.83	8	0.30
120	Medical, Bio-Chemistry	-	-	19	0.70
121	Metallurgical	1	0.03	-	-
122	Meteorology	1	0.03	-	-
123	Microbiology	-	-	1	0.04
124	Microbiology	6	0.17	2	0.07
125	Mining	10	0.28	1	0.04
126	Museology	-	-	1	0.04

Sl. No.	Subjects	2009		2007	
		Vacancies notified	% to total	Vacancies notified	% to total
127	Music, Instrumental	2	0.06	2	0.07
128	Music, Vocal	-	-	-	-
129	Mycology & Plant Pathology	-	-	-	-
130	Naval Architecture	-	-	-	-
131	Nursing	5	0.14	21	0.78
132	Nutrition/Applied Nutrition	-	-	-	-
133	Occupational Therapy	-	-	-	-
134	Oceanography	-	-	-	-
135	Oil, Fats & Waxes	-	-	-	-
136	Ophthalmic Medicine & Surgery	3	0.08	-	-
137	Orthopaedic Surgery	10	0.28	2	0.07
138	Other Agricultural Subjects	28	0.77	14	0.52
139	Other Social Science Subjects	10	0.28	5	0.19
140	Other Technological Subjects	-	-	2	0.07
141	Other Vacancies (Unspecified)	164	4.52	23	0.85
142	Paediatrics	7	0.19	1	0.04
143	Paints, Pigments & Varnishes	-	-	-	-
144	Paper	-	-	-	-
145	Pass-Graduates in Science, Arts & Commerce suitable for Office work	1417	39.06	1243	46.07
146	Petroleum	-	-	1	0.04
147	Pharmaceutical & Fine Chemicals	-	-	-	-
148	Pharmacology, Medical	-	-	-	-
149	Pharmacy	12	0.33	7	0.26
150	Philosophy	1	0.03	-	-
151	Physical Education	1	0.03	6	0.22
152	Physics	24	0.66	11	0.41
153	Physics, Applied	-	-	-	-
154	Physics, Bio-	-	-	-	-
155	Physics, Chemistry & Mathematics	3	0.08	5	0.19
156	Physics, Mathematical	-	-	1	0.04
157	Physics, Nuclear	-	-	-	-
158	Physiology	2	0.06	1	0.04
159	Physiology	-	-	-	-
160	Physiotherapy	-	-	-	-
161	Plant Breeding & Genetics	3	0.08	3	0.11
162	Plant Pathology	5	0.14	1	0.04
163	Plant Physiology	-	-	-	-
164	Plastics	-	-	-	-
165	Political Science	1	0.03	4	0.15
166	Poultry Farming	3	0.08	-	-
167	Preventive & Social Medicine (Industrial Health)	-	-	-	-
168	Printing	3	0.08	25	0.93

Sl. No.	Subjects	2009		2007	
		Vacancies notified	% to total	Vacancies notified	% to total
169	Production (Methods, Safety, Planning, Manufacturing & Industrial etc.)	5	0.14	2	0.07
170	Psychiatry	1	0.03	-	-
171	Psychology	7	0.19	6	0.22
172	Psychology, Medical	-	-	-	-
173	Public Administration	1	0.03	44	1.63
174	Public Health	-	-	-	-
175	Public Health	1	0.03	1	0.04
176	Research Methodology	-	-	1	0.04
177	Rubber	-	-	-	-
178	Rural Science	-	-	-	-
179	Sanitary Science	-	-	-	-
180	Sculpture	-	-	-	-
181	Secretarial and Commercial Work & Practices	1	0.03	1	0.04
182	Silicate	-	-	-	-
183	Sociology/Social Work/Social Science	6	0.17	19	0.70
184	Soil Mechanics & Foundation	-	-	-	-
185	Soil Science	15	0.41	3	0.11
186	Sound	-	-	-	-
187	Spectroscopy	-	-	-	-
188	Stage Craft & Dramatics	-	-	-	-
189	Statistics	34	0.94	12	0.44
190	Statistics, Mathematical	3	0.08	13	0.48
191	Statistics/Mathematics/Economics	8	0.22	15	0.56
192	Structural	-	-	-	-
193	Sugar	-	-	-	-
194	Telecommunication/ Line Communication (Telephone & Telegraph)	11	0.30	2	0.07
195	Textile	1	0.03	-	-
196	Textile, Chemistry	-	-	-	-
197	Textile, Dyeing & Printing	-	-	-	-
198	Tools	-	-	-	-
199	Town & Country Planning	3	0.08	3	0.11
200	Tropical Medicine	-	-	-	-
201	Tubercular Diseases	4	0.11	-	-
202	Unani	-	-	6	0.22
203	Venereology	-	-	-	-
204	Veterinary Science & Animal Husbandry	10	0.28	9	0.33
205	Warehousing	-	-	-	-
206	Water Conservation	-	-	-	-
207	Wood and Timber	-	-	-	-
208	Zoology	7	0.19	5	0.19
	Total	3628	100.00	2698	100.00

TABLE-10A

Distribution of vacancies by various disciplines & sectors of establishments who notified the vacancies during 2009.

Sl. No.	Branch of Study	Central Govt.	%	State Govt.	%	*Quasi Govt.	%	Local Bodies	%	Private Estab.	%	Total	%
1.	2.	3	4	5	6	7	8	9	10	11	12	13	14
1.	Engineering	7723	31.71	3225	11.33	16281	31.99	87	18.01	937	7.29	28253	24.14
2.	Technology	80	0.33	70	0.25	164	0.32	0	0.00	23	0.18	337	0.29
3.	Agriculture	379	1.56	493	1.73	2267	4.45	16	3.31	9	0.07	3164	2.70
4.	Medicine	3122	12.82	11553	40.58	2607	5.12	80	16.56	89	0.69	17451	14.91
5.	Natural Science	1484	6.09	1069	3.75	1662	3.27	1	0.21	6	0.05	4222	3.61
6.	Social Science including Edu./ Teaching	1239	5.09	8679	30.48	5288	10.39	39	8.07	5243	40.78	20488	17.50
7.	Misc. Vacancies for Graduates	10328	42.41	3381	11.88	22620	44.45	260	53.83	6551	50.95	43140	36.85
	Total	24355	100.00	28470	100.00	50889	100.00	483	100.00	12858	100.00	117055	100.00

Table-10B

Distribution of vacancies according to pay ranges during the year 2009.

Sl. No.	Faculty	Basic Pay upto Rs. 5000/-	%age to total	Basic Pay between Rs. 5001 to 8000/-	%age to total	Basic Pay Rs. 8001 & above	%age to total	Total of Cols. 3, 5 & 7	%age of respective branch of study to the total no. of vacancies
1	2.	3.	4.	5.	6.	7.	8.	9.	10.
1.	Engineering	9599	18.72	8866	39.41	9788	22.62	28253	24.14
		33.98		31.38		34.64		100	
2.	Technology	259	0.51	10	0.04	68	0.16	337	0.29
		76.85		2.97		20.18		100	
3.	Agriculture	482	0.94	76	0.34	2606	6.02	3164	2.70
		15.23		2.40		82.36		100	
4.	Medicine	4753	9.27	392	1.74	12306	28.43	17451	14.91
		27.24		2.25		70.52		100	
5.	Natural Science	1534	2.99	1200	5.33	1488	3.44	4222	3.61
		36.33		28.42		35.24		100	
6.	Social Science Including Teaching	12710	24.79	3596	15.98	4182	9.66	20488	17.50
		62.04		17.55		20.41		100	
7.	Misc. Vacancies for Graduates	21941	42.79	8358	37.15	12841	29.67	43140	36.85
		50.86		19.37		29.77		100	
	TOTAL	51278	100	22498	100	43279	100	117055	100
		43.81		19.22		36.97		100	

Note:- Figures in brackets in columns 3, 5, 7 & 9 show the percentages to the total of column 9.

Source: Employment Exchanges in the country & Employment News, 2009.

TABLE-10C**Distribution of vacancies according to experience during the year 2009.**

Sl. No.	Faculty	With Experience	Percentage	Without Experience	Percentage	Total of Cols. 3& 5	Percentage to Total
1.	2.	3.	4.	5.	6.	7	8
1.	Engineering	3244	17.82	25009	25.30	28253	24.14
2.	Technology	38	0.21	299	0.30	337	0.29
3.	Agriculture	1404	7.71	1760	1.78	3164	2.70
4.	Medicine	6537	35.90	10914	11.04	17451	14.91
5.	Natural Science	746	4.10	3476	3.52	4222	3.61
6.	Social Science including Teaching	2870	15.76	17618	17.82	20488	17.50
7.	Misc. Vacancies for Graduates	3368	18.50	39772	40.24	43140	36.85
	TOTAL	18207	100.00	98848	100.00	117055	100.00

Source: Employment Exchanges in the country & Employment News, 2009.

Table - 10D
Distribution of vacancies State-wise and Faculty-wise during 2009.

Sl. No.	States/UTs	Engineering	Technology	Agriculture	Medicine	Natural Sciences	Social Science including Teaching	Misc. Vacancies for Graduates	Total of Col. 3 to 9	% to total
(1)	(2)	(3)	(4)	(5)	(6)	(7)	(8)	(9)	(10)	(11)
1	Andaman & Nicobar	6	-	5	10	38	17	22	98	0.08
2	Andhra Pradesh	840	4	102	74	130	187	1043	2380	2.03
3	Arunachal Pradesh	13	1	4	-	9	66	82	175	0.15
4	Assam	190	3	55	19	21	58	358	704	0.60
5	Bihar	233	1	61	32	35	19	462	843	0.72
6	Chandigarh	458	-	-	360	32	14	118	982	0.84
7	Chhattisgarh	484	-	15	124	46	90	270	1029	0.88
8	Dadra & Nagar Haveli	-	-	-	-	-	-	-	-	0.00
9	Delhi	2641	24	105	3491	476	6469	3278	16484	14.08
10	Goa, Daman & Diu	41	-	4	6	8	12	96	167	0.14
11	Gujarat	1930	81	59	214	120	5450	7239	15093	12.89
12	Haryana	222	6	155	18	42	74	466	983	0.84
13	Himachal Pradesh	69	-	15	3	10	6	166	269	0.23
14	Jammu & Kashmir	26	-	62	32	34	17	71	242	0.21
15	Jharkhand	168	1	34	149	54	18	426	850	0.73
16	Karnataka	258	69	71	90	74	106	773	1441	1.23
17	Kerala	356	69	55	55	24	56	590	1205	1.03
18	Lakshadweep	-	-	1	11	-	-	-	12	0.01
19	Madhya Pradesh	180	2	55	110	33	100	588	1068	0.91
20	Maharashtra	972	20	549	1781	183	387	2478	6370	5.44
21	Manipur	1	-	14	4	2	7	24	52	0.04
22	Meghalaya	294	-	15	10	-	29	73	421	0.36
23	Mizoram	26	1	5	138	-	6	68	244	0.21
24	Nagaland	1	-	14	4	-	2	32	53	0.05
25	Orissa	103	-	41	107	16	13	232	512	0.44
26	Pondicherry	61	2	3	162	22	46	1828	2124	1.81
27	Punjab	68	4	13	51	26	31	550	743	0.63
28	Rajasthan	1154	-	37	33	39	8	822	2093	1.79
29	Sikkim	-	-	4	-	-	-	28	32	0.03
30	Tamil Nadu	976	-	74	114	201	40	1167	2572	2.20
31	Tripura	28	-	2	4	8	37	106	185	0.16
32	Uttar Pradesh	1727	7	348	6341	813	1978	1931	13145	11.23
33	Uttarakhand	172	3	184	895	466	1122	514	3356	2.87
34	West Bengal	1281	7	87	124	92	264	1090	2945	2.52
35	* State-wise breakup not available	13274	32	916	2885	1168	3759	16149	38183	32.62
	Total	28253	337	3164	17451	4222	20488	43140	117055	100.00

* Relates mostly to vacancies notified by the Railway Recruitment Boards/ UPSC etc. for which places of duty not specified.

TABLE-10E
Discipline-wise vacancies notified during 2005, 2007 & 2009

Sl. No.	Field of Study	Total no. of vacancies notified during		% increase/ decrease in 2007 over 2005	Total no. of vacancies notified during 2009	% increase/ decrease in 2009 over 2005	% increase/ decrease in 2009 over 2007
		2005	2007				
(1)	(2)	(3)	(4)	(5)	(6)	(7)	(8)
1.	Engineering	17507	35553	27.13	28253	16.16	-4.36
2.	Technology	191	626	0.65	337	0.22	-0.17
3.	Agriculture	2480	9021	9.83	3164	1.03	-3.50
4.	Medicine	7402	9281	2.83	17451	15.11	4.88
5.	Natural Science	3044	4437	2.09	4222	1.77	-0.13
6.	Social Science including Education/ Teaching	9456	30471	31.60	20488	16.59	-5.97
7.	Misc. Vacancies for Graduates	26433	77886	77.36	43140	25.12	-20.77
	TOTAL	66513	167275	151.49	117055	75.99	-30.02

TABLE-10 F(i)

Discipline-wise out-turn of Graduates/Post-Graduates during the year 2007 & 2009

Sl No.	Discipline / Faculty	Persons who obtained Degrees/PG-Degrees				Percentage change in 2009 over 2007
		2007		2009		
		Numbers	Percentage	Numbers	Percentage	
(1)	(2)	(3)	(4)	(5)	(6)	(7)
1	Engineering	64079	4.98	318562	15.85	397.14
2	Technology	1795	0.14	1319	0.07	-26.52
3	Agriculture	11604	0.9	47044	2.34	305.41
4	Medicine	65656	5.11	125369	6.24	90.95
5	Natural Science	83203	6.47	49668	2.47	-40.31
6	Social Science including Teaching	469949	36.54	470269	23.40	0.07
7	Miscellaneous Graduates	589709	45.86	997649	49.64	69.18
	TOTAL	1285995	100.00	2009880	100.00	56.29

Note: Based on information received from 274 Universities/ Institutions out of a total of 461.

TABLE-10F (ii)

Discipline-wise out-turn of Doctorate Degree awardees during the year 2006-2007 & 2007-2008

Sl. No.	Discipline/Faculty	Persons who had been awarded doctorate degrees				Percentage Change
		2006-2007		2007-2008		
		Number	Percentage	Number	Percentage	
(1)	(2)	(3)	(4)	(5)	(6)	(7)
1.	Arts	9017	45.09	10483	32.34	16.26
2.	Science	5770	28.86	12966	40.01	124.71
3.	Commerce/ Management	1434	7.17	3138	9.68	118.83
4.	Education	747	3.74	1677	5.17	124.50
5.	Engineering/Technology	844	4.22	1431	4.42	69.55
6.	Medicine	351	1.76	325	1.00	-7.41
7.	Agriculture	664	3.32	934	2.88	40.66
8.	Veterinary Science	164	0.82	128	0.39	-21.95
9.	Law	161	0.81	132	0.41	-18.01
10.	Others*	844	4.22	1196	3.69	41.71
	TOTAL	19996	100.00	32410	100.00	62.08

* Other include Music/Fine Arts, Library Science, Physical Education, Journalism and Social Work etc.

Source : UGC, New Delhi

TABLE-10G
Distribution of vacancies notified according to various subjects during 2007 and 2009

Sl. No.	Subjects	2009		2007	
		No. of vacancies	% to total	No. of vacancies	% to total
(1)	(2)	(3)	(4)	(5)	(6)
1	Accountancy	297	0.25	264	0.16
2	Accountancy, Chartered	2342	2.00	1104	0.66
3	Accountancy, Cost & Works	21	0.02	442	0.26
4	Accountancy, Management	69	0.06	14	0.01
5	Actuary	-	-	1	0.00
6	Aeronautical Engg.	314	0.27	142	0.08
7	Agriculture (Unspecified)	-	-	6538	3.91
8	Agriculture Bacteriology	6	0.01	14	0.01
9	Agriculture Botany	12	0.01	16	0.01
10	Agriculture Chemistry	46	0.04	15	0.01
11	Agriculture Economics	139	0.12	43	0.03
12	Agriculture Engg.	30	0.03	72	0.04
13	Agriculture Extension	8	0.01	56	0.03
14	Agriculture Marketing	5	0.00	1	0.00
15	Agriculture Meteorology	38	0.03	6	0.00
16	Agriculture Microbiology	1	0.00	20	0.01
17	Agriculture Sociology	14	0.01	-	-
18	Agriculture Statistics	93	0.08	22	0.01
19	Agronomy	39	0.03	142	0.08
20	Air-Conditioning and Refrigeration	7	0.01	593	0.35
21	Aircraft Maintenance	-	-	8	0.00
22	Alcohol Technology	5789	4.95	-	-
23	Allopathic Medicine (MBBS)	1636	1.40	780	0.47
24	Anaesthesia	43	0.04	242	0.14
25	Anatomy	27	0.02	27	0.02
26	Animal Nutrition	2	0.00	17	0.01
27	Animal Pathology	59	0.05	5	0.00
28	Anthropology	8	0.01	15	0.01
29	Archaeology	130	0.11	5	0.00
30	Architecture	1965	1.68	425	0.25
31	Architecture/Civil	-	-	43	0.03
32	Archives	12	0.01	-	-
33	Art, Commercial	90	0.08	3	0.00
34	Art, Fine	-	-	109	0.07
35	Astronomy	60	0.05	1	0.00
36	Automobile	186	0.16	59	0.04
37	Ayurveda	-	-	295	0.18

Sl. No.	Subjects	2009		2007	
		No. of vacancies	% to total	No. of vacancies	% to total
(1)	(2)	(3)	(4)	(5)	(6)
38	Banking	298	0.25	3	0.00
39	Biology	224	0.19	129	0.08
40	Botany	9	0.01	169	0.10
41	Broadcasting & Television	89	0.08	-	-
42	Cardiology	2	0.00	44	0.03
43	Catering	-	-	36	0.02
44	Ceramic	-	-	-	-
45	Chemical Engg.	651	0.56	977	0.58
46	Chemical Technology	1082	0.92	3	0.00
47	Chemistry	7	0.01	764	0.46
48	Chemistry, Analytical	68	0.06	9	0.01
49	Chemistry, Bio	-	-	86	0.05
50	Chemistry, Industrial	14	0.01	39	0.02
51	Chemistry, Inorganic	18	0.02	31	0.02
52	Cinematography	3741	3.20	14	0.01
53	Civil (including Municipal)	112	0.10	4446	2.66
54	Clinical Pathology & Bacteriology	481	0.41	23	0.01
55	Combination of Natural Science Subjects	15	0.01	1005	0.60
56	Company Secretaryship	3341	2.85	16	0.01
57	Computer	-	-	2585	1.55
58	Co-operation	24	0.02	-	-
59	Dairy Science	162	0.14	784	0.47
60	Dental Surgery	11	0.01	83	0.05
61	Dermatology	3	0.00	1	0.00
62	Dietetics	452	0.39	41	0.02
63	Economics	6949	5.94	302	0.18
64	Education/Teaching	4585	3.92	16049	9.59
65	Electrical Engg.	247	0.21	3268	1.95
66	Electrical/Mechanical	5634	4.81	2260	1.35
67	Electronics & Electrical Microwave/ Communication (including Radio)	1043	0.89	4357	2.60
68	Engineers Unspecified (Branches not specified)	522	0.45	1368	0.82
69	English	23	0.02	908	0.54
70	Entomology	1	0.00	41	0.02
71	Fiber	6	0.01	-	-
72	Film Direction	66	0.06	5	0.00
73	Fishery	18	0.02	73	0.04

Sl. No.	Subjects	2009		2007	
		No. of vacancies	% to total	No. of vacancies	% to total
(1)	(2)	(3)	(4)	(5)	(6)
74	Food Technology	22	0.02	32	0.02
75	Forensic Medicine	28	0.02	15	0.01
76	Forestry	10	0.01	60	0.04
77	Forging & Heat Treatment	-	-	1	0.00
78	Fuel Technology	369	0.32	-	-
79	General Surgery	213	0.18	132	0.08
80	Geography	419	0.36	251	0.15
81	Geology	5	0.00	270	0.16
82	Geology, Applied	120	0.10	0	0.00
83	Geophysics	-	-	117	0.07
84	Glass Technology	370	0.32	-	-
85	Graduates in Science, Arts & Commerce suitable for office work	10	0.01	69491	41.54
86	Gynecology, Obstetrics	830	0.71	69	0.04
87	Highways & Roads	374	0.32	2	0.00
88	Hindi	71	0.06	1829	1.09
89	History	353	0.30	168	0.10
90	Home, Domestic Science/ Economics	106	0.09	226	0.14
91	Homeopathy	-	-	204	0.12
92	Horticulture	317	0.27	137	0.08
93	Hosiery Technology	5	0.00	-	-
94	Hotel Management	1747	1.49	20	0.01
95	Hydraulics & Dam	347	0.30	-	-
96	Industrial Management/ Business Management & Administration	11	0.01	1954	1.17
97	Instrumentation Engg.	2	0.00	241	0.14
98	Insurance	-	-	-	-
99	Interior Decoration, Display & Designing	1	0.00	-	-
100	Intermediate & Dyes	77	0.07	-	-
101	Internal Combustion	-	-	2	0.00
102	Journalism	15	0.01	105	0.06
103	Jute Technology	1	0.00	-	-
104	Labour/Social Welfare	719	0.61	20	0.01
105	Land Development	-	-	-	-
106	Language	1163	0.99	4696	2.81
107	Laryngology & Otolaryngology	1	0.00	2	0.00
108	Law	268	0.23	928	0.55
109	Leather Technology	22	0.02	-	-

Sl. No.	Subjects	2009		2007	
		No. of vacancies	% to total	No. of vacancies	% to total
(1)	(2)	(3)	(4)	(5)	(6)
110	Library Science	1	0.00	408	0.24
111	Literature	12	0.01	-	-
112	Machine Tools & Die Sinking	51	0.04	97	0.06
113	Malariology & Communicable Diseases	-	-	5	0.00
114	Marine Engg.	464	0.40	21	0.01
115	Maternity, Child Welfare and Health	6	0.01	181	0.11
116	Mathematics	4444	3.80	1387	0.83
117	Mathematics, Applied	69	0.06	-	-
118	Mechanical	1577	1.35	4858	2.90
119	Mechanical/Metallurgical	1778	1.52	157	0.09
120	Medical Radiology and Electrology	33	0.03	1118	0.67
121	Medical Specialists & Unspecified Others(MD/Ph.D/MS)	148	0.13	600	0.36
122	Medical, Bio-Chemistry	6	0.01	33	0.02
123	Metallurgy	30	0.03	233	0.14
124	Meteorology	61	0.05	21	0.01
125	Microbiology (Science)	1	0.00	18	0.01
126	Microbiology(Medical)	655	0.56	58	0.03
127	Mining	148	0.13	1123	0.67
128	Museology	44	0.04	1	0.00
129	Music, Instrumental	3	0.00	51	0.03
130	Music, Vocal	4	0.00	15	0.01
131	Mycology & Plant Pathology	3524	3.01	-	-
132	Naval Architecture	-	-	467	0.28
133	Nursing	49	0.04	3684	2.20
134	Nutrition/Applied Nutrition	1	0.00	12	0.01
135	Occupational Therapy	-	-	158	0.09
136	Oceanography	145	0.12	8	0.00
137	Oil, Fats & Waxes	109	0.09	-	-
138	Ophthalmic Medicine & Surgery	1804	1.54	13	0.01
139	Orthopaedic Surgery	223	0.19	40	0.02
140	Other Social Science Subjects	78	0.07	191	0.11
141	Other Technological Subjects	645	0.55	47	0.03
142	Other Vacancies (Unspecified)	167	0.14	5321	3.18
143	Paediatrics	-	-	47	0.03
144	Paints, Pigments & Varnishes	1	0.00	4	0.00

Sl. No.	Subjects	2009		2007	
		No. of vacancies	% to total	No. of vacancies	% to total
(1)	(2)	(3)	(4)	(5)	(6)
145	Paper	39078	33.38	2	0.00
146	Petroleum Technology	-	-	-	-
147	Pharmaceutical & Fine Chemicals	-	-	-	-
148	Pharmacology, Medical	52	0.04	59	0.04
149	Pharmacy	470	0.40	719	0.43
150	Philosophy	30	0.03	31	0.02
151	Physical Education	247	0.21	206	0.12
152	Physics	696	0.59	726	0.43
153	Physics, Applied	8	0.01	9	0.01
154	Physics, Bio-	7	0.01	15	0.01
155	Physics, Chemistry & Mathematics	547	0.47	488	0.29
156	Physics, Mathematical	8	0.01	370	0.22
157	Physics, Nuclear	5	0.00	24	0.01
158	Physiology	50	0.04	41	0.02
159	Physiology (Science)	25	0.02	11	0.01
160	Physiotherapy	27	0.02	43	0.03
161	Plant Breeding & Genetics	101	0.09	151	0.09
162	Plant Pathology	45	0.04	80	0.05
163	Plant Physiology	24	0.02	26	0.02
164	Plastics Technology	-	-	2	0.00
165	Political Science	312	0.27	214	0.13
166	Poultry Farming	20	0.02	1	0.00
167	Preventive & Social Medicine (Industrial Health)	23	0.02	62	0.04
168	Printing Technology	114	0.10	402	0.24
169	Production (Methods, Safety, Planning, Manufacturing & Industrial etc.)	113	0.10	465	0.28
170	Psychiatry	41	0.04	12	0.01
171	Psychology	92	0.08	46	0.03
172	Psychology, Medical	18	0.02	4	0.00
173	Public Administration	4	0.00	31	0.02
174	Public Health (Medicine)	10	0.01	-	-
175	Public Health Engg.	40	0.03	199	0.12
176	Research Methodology	14	0.01	-	-
177	Rubber Technology	1	0.00	7	0.00
178	Rural Science	1	0.00	2	0.00

Sl. No.	Subjects	2009		2007	
		No. of vacancies	% to total	No. of vacancies	% to total
(1)	(2)	(3)	(4)	(5)	(6)
179	Sanitary Science	145	0.12	236	0.14
180	Sculpture	367	0.31	2	0.00
181	Secretarial and Commercial Work & Practices	14	0.01	45	0.03
182	Silicate Technology	-	-	-	-
183	Sociology/Social Work/Social Science	5050	4.31	876	0.52
184	Soil Mechanics & Foundation	8	0.01	1	0.00
185	Soil Science	61	0.05	67	0.04
186	Sound Engg.	6	0.01	7	0.00
187	Spectroscopy	-	-	4	0.00
188	Stage Craft & Dramatics	13	0.01	38	0.02
189	Statistics	60	0.05	313	0.19
190	Statistics, Mathematical	81	0.07	10	0.01
191	Statistics/Mathematics/Economics	43	0.04	179	0.11
192	Structural Engg.	11	0.01	22	0.01
193	Sugar Technology	-	-	-	-
194	Telecommunication/ Line Communication (Telephone & Telegraph)	452	0.39	7235	4.33
195	Textile Technology	3	0.00	10	0.01
196	Textile, Chemistry	33	0.03	38	0.02
197	Textile, Dyeing & Printing	4	0.00	-	-
198	Tools	-	-	2	0.00
199	Town & Country Planning	3	0.00	16	0.01
200	Tropical Medicine	1	0.00	15	0.01
201	Tubercular Diseases	15	0.01	1	0.00
202	Unani Medicine	-	-	33	0.02
203	Venereology	-	-	2	0.00
204	Veterinary Science & Animal Husbandry	566	0.48	685	0.41
205	Warehousing	10	0.01	5	0.00
206	Water Conservation	-	-	16	0.01
207	Wood and Timber	83	0.07	79	0.05
208	Zoology	140	0.12	83	0.05
	Total	117055	100.00	167275	100.00

TABLE 11

Type of vacancies for which suitable candidates could not be found by UPSC during the year 2008-09

S. No.	Name of Post/Ministry/Organisation and Pay-scale	Classification		Number of Posts				Total
		Group 'A'	Group 'B'	Scheduled Castes	Scheduled Tribes	Other Backward Classes	Unreserved	
(1)	(2)	(3)	(4)	(5)	(6)	(7)	(8)	(9)
AGRICULTURE								
1	Deputy Assistant Director (Military Farms), Directorate of Military Farms, Army Headquarters, Ministry of Defence, (Rs. 8000-13500)	1	-	-	-	-	1	1
	Total	1	-	-	-	-	1	1
COMMERCE AND ACCOUNTANCY								
2	Assistant Director (Cost) in the Office of the Chief Adviser Cost, Department of Expenditure, Ministry of Finance, (Rs. 8000-13500)	2	-	1	1	-	-	2
	Total	2	-	1	1	-	-	2
EDUCATION								
3	Principal In Government Schools Under the Directorate of Education, Government of National Capital Territory of Delhi, (Rs. 10000-15200)	2	-	-	2	-	-	2
	Total	2	-	-	2	-	-	2
ENGINEERING								
4	Research Officer (Electronics and Instrumentation Engineering), Central Water And Power Research Station, Ministry of Water Resources (Rs. 8000-13500)	1	-	-	-	-	1	1
5	Assistant Works Manager (Metallurgist) (Junior Time Scale), Ordnance Factory Board, Department of Defence Production, Ministry of Defence (Rs. 8000-13500)	1	-	-	-	-	1	1
6	Director (Technical) In The Office of the Textile Commissioner, Ministry of Textiles, (Rs. 12000- 16500)	1	-	-	-	1	-	1

S. No.	Name of Post/Ministry/ Organisation and Pay- scale	Classification		Number of Posts				Total
		Group 'A'	Group 'B'	Scheduled Castes	Scheduled Tribes	Other Backward Classes	Unreserved	
(1)	(2)	(3)	(4)	(5)	(6)	(7)	(8)	(9)
7	Chief Engineer Grade II, Central Institute of Fisheries, Nautical and Engineering Training, Department of Animal Husbandry, Dairying and Fisheries, Ministry of Agriculture. (Rs. 7450-11500)	-	1	-	-	-	1	1
8	Senior Scientific Officer Grade II (Aeronautics), Directorate General of Aeronautical Quality Assurance, Ministry of Defence, (Rs. 8000-13500)	1	-	-	-	1	-	1
9	Senior Scientific Officer Grade II (Electrical), Directorate General of Aeronautical Quality Assurance, Ministry of Defence, (Rs. 8000-13500)	1	-	-	-	1	-	1
10	Deputy Director (Technical) in the Office of the Textile Commissioner, Ministry of Textiles, (Rs. 10000-15200)	2	-	-	-	1	1	2
11	Junior Scientific Officer (Electrical), Directorate General of Aeronautical Quality Assurance, Ministry of Defence, (Rs. 7500-12000)	-	3	1	-	2	-	3
12	Junior Scientific Officer (Mechanical) in the Directorate General of Aeronautical Quality Assurance, Ministry of Defence, (Rs. 7500-12000)	-	1	-	1	-	-	1
13	Junior Time Scale (Electronics and Communication Engineering), Integrated Headquarters, Ministry of Defence, (Rs. 8000-13500)	1	-	1	-	-	-	1
14	Assistant Director of Training (Mechanical), Directorate General of Employment and Training, Ministry of Labour and Employment, (Rs. 8000-13500)	1	-	-	-	-	1	1
Total		9	5	2	1	6	5	14

S. No.	Name of Post/Ministry/ Organisation and Pay-scale	Classification		Number of Posts				Total
		Group 'A'	Group 'B'	Scheduled Castes	Scheduled Tribes	Other Backward Classes	Unreserved	
(1)	(2)	(3)	(4)	(5)	(6)	(7)	(8)	(9)
JOURNALISM/PUBLICITY								
15	Senior Grade of Indian Information Service, Ministry of Information and Broadcasting. (Rs. 6500-10500)	-	6	-	-	3	3	6
16	Senior Grade of Indian Information Service, Ministry of Information and Broadcasting. (Rs. 6500-10500)	-	4	1	-	1	2	4
	Total	-	10	1	-	4	5	10
LANGUAGES/LINGUISTICS								
17	Translation Officer (Russian/ English). Indian Navy, Ministry of Defence. (Rs. 6500-10500)	-	10	2	1	7	-	10
18	Junior Interpreter (Arabic) in the Interpreter's Cadre, Ministry of External Affairs. (Rs. 8000-13500)	1	-	-	-	-	1	1
19	Hindi Officer in Indian Railways, Railway Board, Ministry of Railways. (Rs. 10000-15200)	1	-	-	-	-	1	1
	Total	2	10	2	1	7	2	12
LEGAL								
20	Superintendent (Legal) in the Department of Legal Affairs, Ministry of Law and Justice. (Rs. 7500-12000)	-	1	-	-	-	1	1
	Total	-	1	-	-	-	1	1
MEDICAL (ALLOPATHIC)								
21	Specialist Grade II (Dermatology), Specialist Grade II of Central Health Service (Non-teaching Specialist Sub-cadre), Ministry of Health and Family Welfare. (Rs. 10000-15200)	2	-	-	-	2	-	2
22	Medical Officer Grade II, General Reserve Engineer Force of Border Roads Organization, Ministry of Shipping, Road Transport and Highways. (Rs. 8000-13500)	10	-	-	-	3	7	10

S. No.	Name of Post/Ministry/ Organisation and Pay-scale	Classification		Number of Posts				Total
		Group 'A'	Group 'B'	Scheduled Castes	Scheduled Tribes	Other Backward Classes	Unreserved	
(1)	(2)	(3)	(4)	(5)	(6)	(7)	(8)	(9)
23	Specialist Grade II (Junior Scale) (Physical Medicine and Rehabilitation), Specialist Grade II of Central Health Service (Non-teaching Specialist Sub-cadre), Ministry of Health and Family Welfare, (Rs. 10000-15200)	1	-	-	-	1	7	1
24	Public Health Specialist, Specialist Grade II of Central Health Service (Public Health Specialist Sub-cadre), Ministry of Health and Family Welfare, (Rs. 10000-15200)	11	-	-	2	9	-	11
25	Public Health Specialist Grade II in the Public Health Specialist Sub-cadre of Central Health Service, Ministry of Health and Family Welfare, (Rs. 10000-15200)	4	-	-	1	1	2	4
26	Specialist Grade II (ENT) (Junior Scale), Specialist Grade II of Central Health Service (Non-teaching Specialist Sub-cadre), Ministry of Health and Family Welfare, (Rs. 10000-15200)	1	-	-	-	1	-	1
27	Specialist Grade II (Junior Scale)(Ortho-surgery) Specialist Grade II of Central Health Service (Non Teaching Specialist Sub-cadre), Ministry of Health and Family Welfare, (Rs. 10000-15200)	1	-	-	-	1	-	1
28	Specialist Grade II (Microbiologist), Specialist Grade II of Central Health Service (Non-teaching Specialist Sub-cadre), Ministry of Health and Family Welfare, (Rs. 10000-15200)	1	-	-	-	1	-	1
29	Maxillofacial Surgeon at Safdarjang Hospital, Ministry of Health And Family Welfare, (Rs. 10000- 15200)	1	-	-	-	-	1	1
Total		32	-	-	3	19	10	32

S. No.	Name of Post/Ministry/ Organisation and Pay- scale	Classification		Number of Posts				Total
		Group 'A'	Group 'B'	Scheduled Castes	Scheduled Tribes	Other Backward Classes	Unreserved	
(1)	(2)	(3)	(4)	(5)	(6)	(7)	(8)	(9)
OFFICE MANAGEMENT AND SECRETARIAL PRACTICE								
30	Training Officer (Secretarial Practice) Under Women's Vocational Training Programme, Directorate General of Employment and Training, Ministry of Labour and Employment, (Rs. 6500-10500)	-	3	-	1	-	2	3
	Total	-	3	-	1	-	2	3
PHARMACY/PHARMACOLOGY								
31	Deputy Drugs Controller (India) New Drugs in Central Drugs Standardization Control Organization Under the Directorate General of Health Services, Ministry of Health and Family Welfare, (Rs. 12000-16500)	1	-	-	-	-	1	1
32	Pharmaceutical Chemist, Central Drugs Laboratory Under the Directorate General of Health Services, Ministry of Health and Family Welfare, (Rs. 10000-15200)	1	-	-	-	-	1	1
	Total	2	-	-	-	-	2	2
SCIENTIFIC AND TECHNICAL								
33	Programmer, Joint Cipher Bureau, Ministry of Defence, (Rs. 7450-11500)	-	1	-	-	1	-	1
34	Chemist (Junior) in Geological Survey of India, Ministry of Mines, (Rs. 8000-13500)	7	-	-	4	3	-	7
35	Senior Scientific Officer Grade I (instrumentation) Directorate General of Quality Assurance, Department of Defence Production, Ministry of Defence, (Rs. 10000-15200)	1	-	-	-	-	1	1
36	Senior Scientific Officer Gr-I (Gentex-botany) Directorate General of Quality Assurance, Department of Defence Production, Ministry of Defence, (Rs. 10000-15200)	1	-	-	-	1	-	1

S. No.	Name of Post/Ministry/Organisation and Pay-scale	Classification		Number of Posts				Total
		Group 'A'	Group 'B'	Scheduled Castes	Scheduled Tribes	Other Backward Classes	Unreserved	
(1)	(2)	(3)	(4)	(5)	(6)	(7)	(8)	(9)
37	Geophysicist (Junior), Geological Survey of India, Ministry of Mines, (Rs. 8000-13500)	5	-	-	4	-	1	5
38	Junior Scientific Officer (Psychology) in Indian Railways, Ministry of Railways, (Rs. 7500-12000)	-	1	-	-	-	1	1
39	Mineralogist (Junior) in Geological Survey of India, Ministry of Mines, (Rs. 8000-13500)	2	-	-	-	2	-	2
Total		16	2	-	8	7	3	18
TEACHING - COMPUTER SCIENCE								
40	Assistant Professor in Computer Engineering (Technical) in Delhi College of Engineering, Directorate of Training and Technical Education, Government of National Capital Territory of Delhi, (Rs. 12000-18300)	2	-	-	-	2	-	2
41	Professor in Computer Science, National Defence Academy, Ministry of Defence, (Rs. 16400-22400)	1	-	-	-	-	1	1
42	Lecturer (Computer Science), Government Arts and Science Colleges, Chandigarh Administration, (Rs. 8000-13500)	-	4	1	-	1	2	4
Total		3	4	1	-	3	3	7
TEACHING - ENGINEERING								
43	Professor in Mechanical Engineering (Technical) (B.tech. Part Time Programme) in Delhi College of Engineering, Directorate of Training and Technical Education, Government of National Capital Territory of Delhi, (Rs. 16400-22400)	1	-	-	-	-	1	1

S. No.	Name of Post/Ministry/ Organisation and Pay-scale	Classification		Number of Posts				Total
		Group 'A'	Group 'B'	Scheduled Castes	Scheduled Tribes	Other Backward Classes	Unreserved	
(1)	(2)	(3)	(4)	(5)	(6)	(7)	(8)	(9)
44	Professor (Electronics and Communication Engineering), Ambedkar Institute of Technology, Directorate of Training And Technical Education, Government of National Capital Territory of Delhi, (Rs. 16400-22400)	1	-	-	-	-	1	1
45	Professor (Mechanical Engineering)(Technical), Delhi College of Engineering, Department of Training and Technical Education, Government of National Capital Territory of Delhi, (Rs. 16400-22400)	3	-	1	-	1	1	3
	Total	5	-	1	-	1	3	5
TEACHING - MEDICAL								
46	Lecturer (Unani) Under The Directorate of Indian System of Medicine and Homoeopathy, Department of Health and Family Welfare, Government of National Capital Territory of Delhi, (Rs. 8000-13500)	3	-	1	-	1	1	3
47	Assistant Professor of Cardiology, Specialist Grade II of Central Health Service (Teaching Specialist Sub-cadre), Ministry of Health and Family Welfare, (Rs. 10000-15200)	3	-	1	1	1	-	3
48	Senior Lecturer (Radio Diagnosis), Government Medical College and Hospital, Department of Medical Education and Research, Chandigarh Administration, (Rs. 14300-18150)	1	-	1	-	-	-	1
49	Assistant Professor of Cardiology, Specialist Grade II of Central Health Service (Teaching Specialist Sub-cadre), Ministry of Health and Family Welfare, (Rs. 10000-15200)	3	-	1	1	1	-	3

S. No.	Name of Post/Ministry/ Organisation and Pay-scale	Classification		Number of Posts				Total
		Group 'A'	Group 'B'	Scheduled Castes	Scheduled Tribes	Other Backward Classes	Unreserved	
(1)	(2)	(3)	(4)	(5)	(6)	(7)	(8)	(9)
50	Assistant Professor (Radio-diagnosis), Specialist Grade II of Central Health Service (Teaching Specialist Sub Cadre), Ministry of Health and Family Welfare, (Rs. 10000-15200)	4	-	-	1	3	-	4
51	Senior Lecturer (Ophthalmology), Government Medical College and Hospital, Department of Medical Education and Research, Chandigarh Administration, (Rs. 14300-18150)	1	-	-	-	1	-	1
52	Senior Lecturer (Immuno Haematology and Blood Transfusion), Government Medical College and Hospital, Department of Medical Education and Research, Chandigarh Administration, (Rs. 14300-18150)	1	-	-	-	1	-	1
53	Senior Lecturer (Community Medicine), Government Medical College and Hospital, Department of Medical Education and Research, Chandigarh Administration, (Rs. 14300-18150)	1	-	-	-	1	-	1
54	Assistant Professor (General Medicine), Specialist Grade II of Central Health Service (Teaching Specialist Sub-cadre), Ministry of Health and Family Welfare, (Rs. 10000-15200)	1	-	-	1	-	-	1
55	Assistant Professor (T.B. and Chest Diseases), Specialist Grade II of Central Health Service (Teaching Specialist Sub-cadre), Ministry of Health and Family Welfare, (Rs. 10000-15200)	1	-	-	-	1	-	1
56	Assistant Professor of Surgery, Specialist Grade II of Central Health Service (Teaching Specialist Sub-cadre), Ministry of Health and Family Welfare, (Rs. 10000-15200)	1	-	-	-	1	-	1

S. No.	Name of Post/Ministry/ Organisation and Pay-scale	Classification		Number of Posts				Total
		Group 'A'	Group 'B'	Scheduled Castes	Scheduled Tribes	Other Backward Classes	Unreserved	
(1)	(2)	(3)	(4)	(5)	(6)	(7)	(8)	(9)
57	Assistant Professor of Cardiology, Specialist Grade II of Central Health Service (Teaching Specialist Sub-cadre), Ministry of Health and Family Welfare, (Rs. 10000-15200)	4	-	2	-	2	-	4
58	Assistant Professor (Neurology) at JIPMER, Specialist Grade II of Central Health Service (Teaching Specialist Sub-cadre), Ministry of Health and Family Welfare, (Rs. 10000-15200)	1	-	-	-	-	1	1
59	Assistant Professor (Endocrinology), Specialist Grade II of Central Health Service (Teaching Specialist Sub-cadre), Ministry of Health and Family Welfare, (Rs. 10000-15200)	1	-	-	-	1	-	1
60	Assistant Professor (Neuro Surgery), Specialist Grade II of Central Health Service (Teaching Specialist Sub-cadre), Ministry of Health and Family Welfare, (Rs. 10000-15200)	1	-	-	-	1	-	1
61	Assistant Professor of Anaesthesia, Specialist Grade II of Central Health Service (Teaching Specialist Sub-cadre), Ministry of Health and Family Welfare, (Rs. 10000-15200)	1	-	-	-	-	1	1
62	Lecturer (Ayurveda), Directorate of Indian System of Medicine and Homoeopathy, Department of Health and Family Welfare, Government of National Capital Territory of Delhi, (Rs. 8000-13500)	1	-	-	1	-	-	1
63	Assistant Professor (Neurology), Specialist Grade II of Central Health Service (Teaching Specialist Sub-cadre), Ministry of Health and Family Welfare, (Rs. 10000-15200)	3	-	1	-	2	-	3
	Total	32	-	7	5	17	3	32

S. No.	Name of Post/Ministry/ Organisation and Pay-scale	Classification		Number of Posts				Total
		Group 'A'	Group 'B'	Scheduled Castes	Scheduled Tribes	Other Backward Classes	Unreserved	
(1)	(2)	(3)	(4)	(5)	(6)	(7)	(8)	(9)
TEACHING - NATURAL SCIENCE								
64	Assistant Professor (Mathematics) (Non-technical), Delhi College of Engineering, Government of National Capital Territory of Delhi. (Rs. 12000-18300)	1	-	-	-	1	-	1
65	Lecturer In Physics (Non-technical), B. Tech. Part Time Programme, Delhi College of Engineering, Department of Training and Technical Education, Government of National Capital Territory of Delhi. (Rs. 8000-13500)	1	-	-	-	-	1	1
Total		2	-	-	-	1	1	2
TEACHING - SOCIAL SCIENCE								
66	Lecturer (Chinese), National Defence Academy, Ministry of Defence. (Rs. 8000-13500)	1	-	-	-	-	1	1
Total		1	-	-	-	-	1	1
MISCELLANEOUS								
67	Technologist (Process), Directorate of Printing, Ministry of Urban Development, (Rs. 7450-11500)	-	1	-	-	-	1	1
68	Economic Officer, Planning Commission, (Rs. 6500-10500)	-	1	-	-	-	1	1
69	Training Officer (Embroidery) in Women's Vocational Training Programme, Directorate General of Employment and Training, Ministry of Labour and Employment, (Rs. 6500-10500)	-	1	-	-	-	1	1
70	Training Officer (Hair and Skin Care) Under Women's Vocational Training Programme, Directorate General of Employment and Training, Ministry of Labour and Employment, (Rs. 6500-10500)	-	4	-	-	4	-	4
Total		-	7	-	-	4	3	7
Grand Total		109	42	15	22	69	45	151

TABLE-12

Vacancies which could not be filled by State Public Service Commissions, Railway Recruitment Boards and ASRB for want of suitable applicants during the year 2007.

Sl. No.	Designation of the posts and scale of pay	No. of posts	Reservation, if any	Qualification and experience required
1	2	3	4	5
I. ENGINEERING AND TECHNOLOGY				
1.	Asstt. System Manager (Rs.4800-10925)	22	SC-11, ST-04, OBC-04, PH-02	(1) B.Sc. in computer Science OR Diploma in Computer Engg. OR B.Sc. plus DOEACC 'A' passed; (2) Two years experience in Computer Programming; (3) Knowledge of Bengali.
2.	Assistant Loco Pilot (Rs.3050-4590)	37	SC-06, ST-01, OBC-09	(1) Matriculation pass; (2) ITI issued by NCVT/SCVT or Act Apprenticeship in the specified trades of Fitter/Electrician, trades of Fitter/Electrician, Instrument Mechanic, Millwright, Mechanic Radio & TV, Electronic Mechanic, Mechanic Motor Vehicle, Wireman, Tractor Mechanic, Armature and Coil Winder, Mechanic Diesel, Heat Engine, Turner, Machinist, Refrigerator and AC Mechanic OR Diploma in Mechanical/ Electrical/Electronics/ Automobile Engineering in lieu of ITI.
3.	Technician Signal Maintainer II (Rs.3050-4590)	58	SC-10, ST-06, OBC-17	(1) Pass in 1st year B.Sc. (Physics) OR (2) Pass in 10+2 stage in higher secondary in Science.
4.	Junior Engineer Grade-II (Track Machine) (Rs. 9300-34800) + GP of Rs.4200/-	02	SC-01, ST-01	3 years Engineering Degree in Mechanical / Electronics / Production/Instrumentation/Auto mobile from a Council recognised by AICTE.
5.	Workshop Instructor (Rs. 5000-8000)	101	SC-20, ST-04, OBC-14	3 years GSTS Certificate or GTI/ ITI / Polytechnic with High School.

6.	Section Engineer (Path Ways) / (Work) (Rs. 9300-34800) + GP of Rs.4600/-	24	SC-02, Ex-SM-07	4 years Engineering Degree in Civil from a recognised University.
7.	Section Engineer (Electrical) (Rs. 9300-34800) + GP of Rs.4600/-	01	ST-01	4 years Engineering Degree in Electrical/Electronics & Telecommunication/ Electronics/ Electrical Power System/Electronics & Video Engineering/ Electronics & Communication/ Industrial Electronics/ Instrumentation & Control/ Mechanical/Production/Industrial Engineering from a recognised University.
8.	Section Engineer (Track Machine) (Rs. 9300-34800) + GP of Rs.4600/-	01	Ex-SM-01	4 years Engineering Degree in Mechanical/ Electronics/Production/Instrumentation from a recognised University.
9.	Inspector of Motor Vehicle/ Additional Regional Transport Officer (Enforcement) Class-II (Rs. 6500-10500)	12	SC- 02, ST- 03	A candidate shall hold a Degree in: (a) Automobile Engineering or Mechanical Engineering with Automobile Engineering as a special paper or its equivalent from a recognised University as declared by Government. (b) Posses a licence to drive a Heavy Transport Vehicle.
10.	Foreman (Plastic) (Rs. 6500-10550) Pre-revised	01	-	A Degree/Diploma from recognised University/Institution in Plastic Technology relating to plastic processing such as computing vulcanization and testing of various properties of plastic. 2) Experience in the particular field of work for a period of not less than three years from a Govt. owned company or corporation or a manufacturing Firm/Concern.
11.	Combined Engineering Service (Rs.6500-11100)	3	-	B.E. (Civil)

12.	Assistant Engineers (Rs. 9285-19775)	03	BC-03	B.E./ B.Tech/AMIE (A&B) B.Sc (Engineering) in Civil or Mechanical Engineering.
13.	Assistant Electrical Engineers (Agricultural Branch) (Rs. 9285-19775)	02	ST-02	B.E./ B.Tech/AMIE(A&B) Agriculture Engineering.
14.	Assistant Electrical Engineers (Civil Branch) (Rs. 9285-19775)	06	ST-06	B.E./ B.Tech/AMIE(A&B) Civil Engineering.
15.	Manager (Engineering) (Rs. 9285-21550)	04	ST-01, PH-02, BC-01	B.E./B.Tech in Civil/ Mechanical/ Electrical/ Electronics Communication.
16.	Asstt. Electrical Inspector (Rs.8000-13500)	2	SC-02	B.E./B.Tech. (Electrical)
17.	Motor Man (Rs. 9300-34800) + GP of Rs.4200/-;	03	ST-02, Ex-SM-01	B.Sc with Physics or 3 years Engineering Diploma in Electrical/Electronics/Mechanica l from a Council recognised by AICTE. Note: Candidates have to qualify in Aptitude Test.
18.	Assistant Engineer (Civil),	01	PH-01	B.Tech/B.E. (Civil) with at least 60% marks.
19.	Assistant Engineer (Civil) (Rs. 7750-14500) pre-revised	07	Ex-SM-07	-do-
20.	Assistant Engineer (Environment) (Rs. 7750-14500)	02	SC-01, PH-01	B.Tech/B.E. (Environment) / Engineering / Environment Science/B.E. with 1 year PG Diploma in Environment.
21.	Assistant Engineer (Mechanical) (Rs. 8550+ Rs.50 DP) Basic fixed	01	PH-01	B.Tech/B.E.(Mechanical) with at least 60% marks.
22.	Assistant Engineer (Elect.) Class-II (Rs. 6500-10500)	48	SC-08(3-w), ST-13(4-w)	Candidate must hold a degree/diploma in Electrical Engineering from an Indian Engineering College/ Institution. 2) He/she be an Associated Member of the Institution of Engineers Electrical (India).

23.	Electronics Engineer (Rs. 37400-67000)+8900 GP	01	-	Candidate should hold or current Aircraft Radio Maintenance Engineer's License in categories A&X for maintenance and overhauling of equipment installed in trainer and executive Aircraft of the State Government.
24	Head of Section (Architecture) (Rs. 7800-12975)	01	ST-01	1) Degree in appropriate branch of Engineering/Technology or its equivalent. 2) 5 years experience in Engineering profession of which at least 2 years should be teaching experience as lecturer not below the Diploma level.
25	Head of Section (Automobile Engineering) (Rs. 7800-12975)	01	ST-01	-do-
26	Head of Section (Instrument Technology) (Rs. 7800-12975)	01	ST-01	-do-
27	Head of Section in Electrical Engineering (Polytechnics) (Rs. 7800-12975)	01	ST-01	-do-
28	Head of Section in Electronics (Polytechnics) (Rs. 7800-12975)	01	ST-01	-do-
29	Section Engineer (Rs. 6500-10500)	03	SC-02, ST-01	Degree in Civil Engineering.
30.	Assistant Engineer (Civil) Class-II (Rs. 6500-10500)	21	SC- 03, ST- 05	(a)Degree in Civil Engineering from an Indian University or a Diploma in Civil Engineering from an Indian Engineering College. Or (b) candidate should be an Associated Member of the Institution of Engineers Civil (India) or hold a Degree or Diploma in Civil Engineering from one of the universities or Civil Engineering Colleges in the United Kingdom.

31.	Section Engineer (Path Ways) (Rs. 6500-10500)	16	-	Degree in Civil Engineering recognised by AICTE
32.	Section Engineer (Works) (Rs. 6500-10500)	06	-	-do-
33.	Section Engineer (Works) (Rs. 6500-10500) (Pre-Revised)	08	SC-01	Degree in Civil Engineering.
34.	Asst. Electrical Inspector (Rs. 10845-26600)	06	SC-01, ST-01, BC-03, OBC-01	Degree in Electrical Engg with 3 years experience in practical or 1 year field experience in work shop.
35.	Section Engineer (Drg) (Rs. 6500-10500)	03	ST-01	Degree in Electrical/Mechanical Engineering recognised by AICTE or its equivalent.
36.	Section Engineer (Cost & Works) (Rs. 6500-10500) (Pre-Rev.)	01	OBC-01	Degree in Mechanical/ Electrical Engineering.
37.	Assistan Engineer (Civil), Class-II (Rs. 6500-10500)	52	ST-08	Degree or B.E.(Civil) of a recognised University or its equivalent.
38.	Juniior Hydrographic Surveyor (Rs. 10800-20025)	02	SC-01, ST-01	Degree with Mathematics or Physics & must have put in total one year service in Merchant Ships or in any Hydrographic Surveying Service recognised by Government. Or Must be holder of a Diploma in Civil Engineering with three years experience in Hydrographic Surveying Service recognised by Govt.
39.	Deputy Inspector of Survey and Land Records (Rs. 6505-15025)	05	ST-02, BC-03	Diploma in Civil Engineering awarded by A.P. State Board of Tech. Education or equivalent.

40.	Sub-Asstt. Engineer (Civil) (Rs.4800-10925)	149	SC-22, ST-110, PH-17	Diploma in Civil Engineering from State Council for Engineering & Technical Education, W.B. or its equivalent. Departmental candidates also eligible provided they possess the requisite qualification.
41.	Sub-Asstt. Engineer (Drilling) (Rs.4800-10925)	2	SC-01, ST-01	-do-
42.	Sub-Asstt. Engineer (Electrical) (Rs.4800-10925)	1	ST-01	Diploma in Civil Engineering from State Council for Engineering & Technical Education, W.B. or its equivalent. Departmental candidates also eligible provided they possess the requisite qualification.
43.	Sub-Asstt. Engineer (Mechanical) (Rs.4800-10925)	11	SC-08, ST-02, PH-01	-do-
44.	Junior Engineer-II (Drg-Civil) (Rs. 5000-8000)	01	ST-01	Diploma in Civil Engineering recognised by AICTE or its equivalent.
45.	Junior Engineer-II (Patjh Ways) (Rs. 5000-8000)	04	ST-04	-do-
46.	Junior Engineer-II (Patjh Ways) (Rs. 5000-8000)	06	SC-02, ST-04	-do-
47.	Junior Engineer-II (Works) (Rs. 5000-8000)	03	ST-03	-do-
48.	Section Engineer (Bridge) (Rs. 6500-10500)	01	SC-01	Diploma in Civil Engineering/Civil Engineering (Construction Technology) recognised by AICTE or its equivalent.
49.	Jr. Electrical Engineer (Rs. 5000-8000)	3	SC-1	Diploma in Electrical Engineering.

50.	Junior Engineer-II (Drg) (Rs. 5000-8000)	03	SC-01, ST-02	Diploma in Mechanical/ Electrical / Electronics Engineering recognised by AICTE or its equivalent.
51.	Master, Plastic Processing Operation (Rs.4800-10925)	2	SC-01, ST-01	Essential: (1) A diploma in Mechanical/Electrical/Chemical Engineering alongwith one year post Diploma qualification in Plastic Mould Design from an Institute recognised by the Government of India. OR A degree in Science from a recognised University with Chemistry. (2) Five years working experience in the related field in reputed Industrial concern or Institution; (3) Ability to impart training in Bengali.
52.	Workshop Supretendent (Technology) (RS. 12000- 18300),	19	-	(1) First class post-gradation in mechanical/ industrial / production /manufacturing engineering from any recognised university/institution with basic degree from relevant branch of engineering (2) 5 years teaching expericence at the degree/diploma level or From total 5 years experience, Minimum 3 years teaching experience and 2 years working experience in related subject in industry/field/training/reaserch.
53.	Head of Deptt. (Computer Science and Engineering) (RS. 12000-18300)	9	-	-do-
54.	Head of Deptt. (Electrical Engg.) (RS. 12000-18300)	20	-	-do-
55.	Head of Deptt. (Training and Establishment) Grade-I (RS. 12000-18300)	6	-	-do-

56.	Scientific Assistant (Electrical) (Rs.3050-4590) (Pre-Rev)	3	SC-01	Graduation with ITI
57.	Scientific Assistant (Physical/Civil) (Rs.3050-4590) (Pre-Rev)	1	SC-01	-do-
58.	Technician-III (Mechanic/Fitter) (Rs.3050-4590) (Pre-Rev)	01	SC-01	ITI in Fitter trade.
59.	Assistant Director of Town and Country Planning (Rs.8000-13500)	1	OBC-01	Master of Town Planning OR B.Arch. OR B.E. (Civil) OR A.M.I.E. (Town Planning).
60.	Technician Gr. - III (Rs.3050-4590) (Pre-Rev)	24	SC-05, ST-05, OBC-03	Matriculation plus course completed act apprentice or ITI approved by NCVT/SCVT in the trades of Fitter/Fitter General.
61.	Assistant Engineer (Civil) (Rs. 7880-13500) with initial start of Rs.8000/-	01	Ex-SM-01	Must possess a degree in Civil Engineering or its equivalent fro a University / Institution recognised by Centre/State Government.
62.	Assistant Engineer (Electrical) (Rs. 11625/-) (Fixed)	02	Ex-SM-02	-do-
63.	Training Instructor (Electrical) (Rs. 7480-11910) Pre-revised	01	ST-01	Pass in SSLC or its equivalent and certificate in the particular trade from a Govt. Institute and practical experience or 3 years. Or National Trade Certificate in the particular subject and practical experience of 2 years. Or Diploma in Engineering in prescribed trade.
64.	Assistant Professor (Civil Engineering) (Rs. 12000-18300)	01	ST-01	1) Ph.D degree with first class degree at Bachelors or Masters level in appropriate branch of Engineering/Technology (Civil Engineering). 2) 3 years experience in Teaching/Industry/Research at the level of Lecturer or equivalent.

65.	Assistant Professor (Mechanical Engineering) (Rs. 12000-18300)	01	SC/ST	-do-
66.	Director (Principal or Engineering College) (Rs. 18400-22400)	01	-	Ph.D with first class Degree either at UG or PG level in the appropriate branch or Engineering/Technology with 15 years experience in the field of Teaching/Industry/Research at the level of Professor.
II. AGRICULTURAL/VETERINARY SCIENCE (INCLUDING TEACHING)				
1.	Assistant Director of Animal Husbandary (Rs. 15600-39100)+ Rs. 5400/- GP	18	ST-12	(1) IInd class degree in Veterinary Science o Animal Husbandary of Post Graduate Degree in Veterenary Science or Animal Husbandary of recognized College. (2)Three years experience in case of a IInd Class Degree holder and about one year experience in case of Post Graduate Degree holders of extension work in Animal Husbandary or in the field of Investigation and control of diseases of livestock. (3) Adequate knowledge of Gujarati.
2.	Programme Coordinator, KVK (Rs.12000-18300)	1	-	(a) For disciplines other than Engineering subjects: Doctoral degree in relevant subject including relevant basic sciences with 4 years experience in the relevant subject as Scientist / Lecturer/Extension Specialist or in an equivalent position in the pay scale of Rs. 8000-13,500 having made contribution to research/ Teaching/extension education as evidenced by published work /innovations. (b) For engineering disciplines: Alternate qualifications as (a) above Or Master's degree in the relevant engineering subject with 8 years experience as Scientist/Lecturer/Extension Specialist or in an equivalent position in the pay scale of Rs. 8000-13,500 having made contribution to research /teaching/ extension education as evidenced by published work/innovations.

3.	Programme Coordinator, KVK , ICAR (Rs.12000-18300)	1	-	-do-
4.	Senior Scientist (Soil & Water Conservation Engineering) (Rs.12000-18300)	1	-	-do-
5.	Senior Scientist (Agricultural Chemistry), (Rs.12000-18300)	1	-	-do-
6.	Senior Scientist (Agricultural Chemistry) (Rs.12000-18300)	1	-	-do-
7.	Senior Scientist (Agricultural Economics) (Rs.12000-18300)	1	-	-do-
8.	Senior Scientist (Agricultural Economics) (Rs.12000-18300)	1	-	-do-
9.	Senior Scientist (Agricultural Economics) (Rs.12000-18300)	1	-	-do-
10.	Senior Scientist (Agricultural Economics) (Rs.12000-18300)	1	-	-do-
11.	Senior Scientist (Agricultural Entomology) (Rs.12000-18300)	1	-	-do-
12.	Senior Scientist (Agricultural Entomology) (Rs.12000-18300)	1	-	-do-
13.	Senior Scientist (Agricultural Entomology) (Rs.12000-18300)	1	-	-do-
14.	Senior Scientist (Agricultural Meteorology) (Rs.12000-18300)	1	-	-do-

15.	Senior Scientist (Agricultural Statistics) (Rs.12000-18300)	1	-	-do-
16.	Senior Scientist (Agricultural Structure & Processing Engineering) (Rs.12000-18300)	3	-	-do-
17.	Senior Scientist (Agricultural Structure & Processing Engineering) (Rs.12000-18300)	2	-	-do-
18.	Senior Scientist (Agriculture Statistics) (Rs.12000-18300)	2	-	-do-
19.	Senior Scientist (Agro-Forestry) (Rs.12000-18300)	1	-	-do-
20.	Senior Scientist (Agronomy) (Rs.12000-18300)	1	-	-do-
21.	Senior Scientist (Animal /fish Nutrition) (Rs.12000-18300)	2	-	-do-
22.	Senior Scientist (Animal Genetics & Breeding) (Rs.12000-18300)	2	-	-do-
23.	Senior Scientist (Animal Nutrition) (Rs.12000-18300)	1	-	-do-
24.	Senior Scientist (Animal Nutrition) (Rs.12000-18300)	1	-	-do-
25.	Senior Scientist (Animal Nutrition) (Rs.12000-18300)	3	-	-do-
26.	Senior Scientist (Animal Physiology) (Rs.12000-18300)	3	-	-do-

27.	Senior Scientist (Animal Physiology) (Rs.12000-18300)	2	-	-do-
28.	Senior Scientist (Animal Reproduction) (Rs.12000-18300)	1	-	-do-
29.	Senior Scientist (Animal Reproduction) (Rs.12000-18300)	2	-	-do-
30.	Senior Scientist (Animal/Fish Genetics & Breeding) (Rs.12000-18300)	1	-	-do-
31.	Senior Scientist (Animal/Fish Nutrition) (Rs.12000-18300)	1	-	-do-
32.	Senior Scientist (Animal/Fish Physiology) (Rs.12000-18300)	2	-	-do-
33.	Senior Scientist (Aquaculture) (Rs.12000-18300)	1	-	-do-
34.	Senior Scientist (Biochemistry) (Rs.12000-18300)	1	-	-do-
35.	Senior Scientist (Biotechnology) (Rs.12000-18300)	1	-	-do-
36.	Senior Scientist (Biotechnology) (Rs.12000-18300)	1	-	-do-
37.	Senior Scientist (Biotechnology), (Rs:12000-18300)	2	-	-do-
38.	Senior Scientist (Biotechnology) (Rs.12000-18300)	2	-	-do-

39.	Senior Scientist (Biotechnology-Animal Science) (Rs.12000-18300)	1	-	-do-
40.	Senior Scientist (Biotechnology-AS) (Rs.12000-18300)	7	-	-do-
41.	Senior Scientist (Biotechnology-Plant Science) (Rs.12000-18300)	1	-	-do-
42.	Senior Scientist (Biotechnology-Plant Science) (Rs.12000-18300)	1	-	-do-
43.	Senior Scientist (Computer Application) (Rs.12000-18300)	1	-	-do-
44.	Senior Scientist (Dairy Chemistry) (Rs.12000-18300)	1	-	-do-
45.	Senior Scientist (Economic Botany) (Rs.12000-18300)	3	-	-do-
46.	Senior Scientist (Entomology) (Rs.12000-18300)	1	-	-do-
47.	Senior Scientist (Farm Machinery & Power) (Rs.12000-18300)	1	-	-do-
48.	Senior Scientist (Farm Machinery & Power) (Rs.12000-18300)	1	-	-do-
49.	Senior Scientist (Fish & Fishery Science) (Rs.12000-18300)	1	-	-do-
50.	Senior Scientist (Fish & Fishery Science) (Rs.12000-18300)	1	-	-do-

51.	Senior Scientist (Fish & Fishery Science) (Rs.12000-18300)	1	-	-do-
52.	Senior Scientist (Fish & Fishery Science) (Rs.12000-18300)	1	-	-do-
53.	Senior Scientist (Fish & Fishery Science) (Rs.12000-18300)	1	-	-do-
54.	Senior Scientist (Fish Nutrition) (Rs.12000-18300)	1	-	-do-
55.	Senior Scientist (Fish Physiology) (Rs.12000-18300)	1	-	-do-
56.	Senior Scientist (Genetics) (Rs.12000-18300)	1	-	-do-
57.	Senior Scientist (Genetics/Cytogenetics) (Rs.12000-18300)	1	-	-do-
58.	Senior Scientist (Genetics/Cytogenetics) (Rs.12000-18300)	1	-	-do-
59.	Senior Scientist (Genetics/Cytogenetics) (Rs.12000-18300)	1	-	-do-
60.	Senior Scientist (Genetics/Cytogenetics) (Rs.12000-18300)	1	-	-do-
61.	Senior Scientist (Genetics/Cytogenetics) (Rs.12000-18300)	1	-	-do-
62.	Senior Scientist (Horticulture Fruit Science) (Rs.12000-18300)	1	-	-do-

63.	Senior Scientist (Horticulture) (Rs.12000-18300)	1	-	-do-
64.	Senior Scientist (Horticulture) (Rs.12000-18300)	1	-	-do-
65.	Senior Scientist (Mechanical Engineering) (Rs.12000-18300)	1	-	-do-
66.	Senior Scientist (Mechanical Engineering) (Rs.12000-18300)	1	-	-do-
67.	Senior Scientist (Microbiology) (Rs.12000-18300)	2	-	-do-
68.	Senior Scientist (Microbiology-Plant Sciences) (Rs.12000-18300)	1	-	-do-
69.	Senior Scientist (Organic Chemistry) (Rs.12000-18300)	2	-	-do-
70.	Senior Scientist (Physics) (Rs.12000-18300)	2	-	-do-
71.	Senior Scientist (Physiology) (Rs.12000-18300)	1	-	-do-
72.	Senior Scientist (Plant Breeding) (Rs.12000-18300)	2	-	-do-
73.	Senior Scientist (Plant Breeding) (Rs.12000-18300)	2	-	-do-
74.	Senior Scientist (Plant Breeding) (Rs.12000-18300)	1	-	-do-

75.	Senior Scientist (Plant Breeding) (Rs.12000-18300)	1	-	-do-
76.	Senior Scientist (Plant Breeding) (Rs.12000-18300)	8	-	-do-
77.	Senior Scientist (Plant Breeding) (Rs.12000-18300)	1	-	-do-
78.	Senior Scientist (Plant Pathology) (Rs.12000-18300)	1	-	-do-
79.	Senior Scientist (Plant Pathology) (Rs.12000-18300)	1	-	-do-
80.	Senior Scientist (Plant Pathology) (Rs.12000-18300)	1	-	-do-
81.	Senior Scientist (Plant Physiology) (Rs.12000-18300)	1	-	-do-
82.	Senior Scientist (S&WCE) (Rs.12000-18300)	1	-	-do-
83.	Senior Scientist (Seed Technology) (Rs.12000-18300)	1	-	-do-
84.	Senior Scientist (Soil & Water Conservation Engineering) (Rs.12000-18300)	1	-	-do-
85.	Senior Scientist (Soil & Water Conservation Engineering) (Rs.12000-18300)	2	-	-do-

86.	Senior Scientist (Soil & Water Conservation Engineering) (Rs.12000-18300)	1	-	-do-
87.	Senior Scientist (Soil & Water Conservation Engineering) (Rs.12000-18300)	1	-	-do-
88.	Senior Scientist (Soil Chemistry/ Fertility/Microbiology) (Rs.12000-18300)	1	-	-do-
89.	Senior Scientist (Soil Chemistry/ Fertility/Microbiology) (Rs.12000-18300)	1	-	-do-
90.	Senior Scientist (Soil Science/Soil Physics/Soil Water Conservation Engineering) (Rs.12000-18300)	2	-	-do-
91.	Senior Scientist (Vety. Bacteriology/Virology) (Rs.12000-18300)	1	-	-do-
92.	Senior Scientist (Vety. Extension) (Rs.12000-18300)	1	-	-do-
93.	Senior Scientist (Vety. Medicine) (Rs.12000-18300)	2	-	-do-
94.	Senior Scientist (Vety. Microbiology) (Rs.12000-18300)	10	-	-do-
95.	Senior Scientist (Vety. Microbiology) (Rs.12000-18300)	2	-	-do-
96.	Senior Scientist (Vety. Parasitology) (Rs.12000-18300)	1	-	-do-

97.	Senior Scientist (Vety. Parasitology) (Rs.12000-18300)	3	-	-do-
98.	Senior Scientist (Vety. Pathology) (Rs.12000-18300)	1	-	-do-
99.	Senior Scientist (Vety. Pathology) (Rs.12000-18300)	2	-	-do-
100.	Senior Scientist (Vety. Pathology) (Rs.12000-18300)	1	-	-do-
101.	Senior Scientist (Vety. Pharmacology and Toxicology) (Rs.12000-18300)	4	-	-do-
102.	Senior Scientist (Vety. Public Health) (Rs.12000-18300)	1	-	-do-
103.	Senior Scientist (Vety. Public Health) (Rs.12000-18300)	3	-	-do-
104.	Senior Scientist (Vety. Public Health) (Rs.12000-18300)	1	-	-do-
105.	Senior Scientist (Animal Nutrition) (Rs.12000-18300)	2	-	-do-
106.	Senior Scientist (Bio-Chemistry) (Rs.12000-18300)	1	-	-do-
107.	Senior Scientist (Fish Pathology) (Rs.12000-18300)	1	-	-do-

108.	Senior Scientist (Genetics), Coimbatore (Rs.12000-18300)	1	-	-do-
109.	Director, CICR (Rs.16400-22400)	1	-	(i) Doctoral degree in the relevant subject. (ii) At least 5 years experience as a scientist in the pay scale of Rs. 16,400-20,000 or in an equivalent post. Or An eminent scientist having proven record of Scientific contribution working in a reputed organization/ institute having at least 18 years experience in the relevant subject. (iii) Evidence or contribution to teaching/ extension education as supported by published work/innovations.
110.	Director, Directorate of Sorghum Research(DSR) (Rs.16400-22400)	1	-	-do-
111.	Head, CPRS, Gwalior, under CPRI (Rs.16400-22400)	1	-	-do-
112.	Officer-in-Charge, CRLRRS (Rs.16400-22400)	1	-	-do-
113.	Head, Division of Extn. Education, IVRI (Rs.16400-22400)	1	-	-do-
114.	Head, Division of Information & Communication Mgmt., NAARM (Rs.16400-22400)	1	-	-do-
115.	Head, Division of Transfer of Technology, CIPHET (Rs.16400-22400)	1	-	-do-

116.	Principal Scientist (Agril. Statistics) (Rs.16400-22400)	1	-	(i) Doctoral degree in the relevant subject including relevant basic sciences. (ii) 10 years experience in research / teaching / extension education provided 3 years experience (Rs.12,000- 18,300) or in an equivalent position. (iii) Evidence of contribution to research /teaching/ extension education as supported by published work/innovations.
117.	Principal Scientist (Agril. Structure & Process Engg.) (Rs.16400-22400)	1	-	-do-
118.	Principal Scientist (Agril. Structure & Process Engg.) (Rs.16400-22400)	1	-	-do-
119.	Principal Scientist (Agronomy) (Rs.16400-22400)	1	-	-do-
120.	Principal Scientist (Chemical Engg), Central Institute of Post Harvest Tech. Luchiana. (Rs.16400-22400)	1	-	-do-
121.	Principal Scientist (Organic Chemistry) (Rs.16400-22400)	1	-	-do-
122.	Principal Scientist (Plant Breeding) (Rs.16400-22400)	1	-	-do-

123.	District Agriculture Officer, Class-I (Rs. 10000-15200)	25	ST-03	A Ph.D Degree in any branch of Agriculture of a recognised University and three years experience in Agricultural Research or Agricultural Education or Agricultural Extension Service or Soil Conservation or Agricultural Engineering. Or a Post Graduate Degree with Second Class in any branch of Agriculture of a recognised University and about five years experience in Agricultural research or Agricultural Education or Agricultural Extension Service or Soil Conservation or Agricultural Engineering.
124.	Agriculture Development Officer (Rs. 10830) (Fixed BP+DP)	01	VH-01	B.Sc Agriculture under 04 years programme and M.Sc. Agriculture 2nd class from a recognised university/Institution.
125.	Agriculture Officer (Extension) (Rs.6500-11100)	6	SC-02, ST-02, OBC-02	B.Sc. (Agriculture)
126.	Agriculture Officer (Rs. 11070-18450)	01	-	B.Sc. Degree in Agriculture / Horticulture from any University/ Institution recognised by Indian Council of Agri. Research.
127.	Secretary (Rs. 7220-11660)	01	VH-01	B.Sc.(Agr./Hort.) or M.Sc. (Agr./Hort.) followed by MBA preferably in Agr. Business or diploma in Marketing Management from any recognised university/ Institution.
128.	Horticulture Development Officer (Rs. 6700-10900) (Pre-Revised)	16	ST-03, PH-01	B.Sc./ M.Sc. Horticulture/ B.Sc. Agriculture.

129.	Vererinary Assistant Surgeon (Rs. 8000-13500) (Pre Revised)	02	SC-02	Bachelor's Degree in Veterinary Science.
130.	Veterinary Officer, Clsss-II (Rs. 6500-10500)	61	ST-05	1) Bachelor's Degree of Veterinary and have been registered with the State Veterinary Council or Veterinary Council of India. 2) Possess adequate knowledge of Gujarati and Hindi.
131.	Assistant Grading & Marketing Officer (Rs. 6700-10900) (Pre-Revised)	02	ST-01	Bachelor's Degree of Economics/ B.Sc. (Agriculture)/Commerce with Diploma in Agriculture Marketing.
132.	Fisheries Development Officer (Rs. 8385-19125)	01	PH-01	BFSc/M.Sc(Agriculture)/ Mari Culture / MSc Fisheries/ Marine Biology/MSc Zoology.
133.	Assistant Horticulture Officer (Rs. 6700-10900) (Pre-Revised)	253	SC-38, ST-08	Degree in Horticulture.
134.	Assistant Director Fishery (Rs. 8000-13500)	5	ST-01, OBC-04	1) II class M. Sc degree in zoology in fishery/fishing industry and ecthiology subject or training with CIFE/ ICAR Fisheries Training Institute. 2) Spl. Study in international fishery industries from any recognised Agriculture University besides II class degree in B.F.Sc. 3) worked as Assistant Fishery Officer/ Reaserch Assistant or equivalent in any fishery administrative department for 5 years (2 years for reserved posts).

135.	Assistant Director (Fisheries) (Rs. 7000-10980) Pre-revised	01	PH-01	1) Masters Degree in Zoology or Fisheries or Associate Diploma of the Centre Institute Education or its equivalent. 2) Minimum Three years Exp. In Management and Development of Fisheries. Or B.Sc. with Zoology as one of the subject or B.Sc.(Fisheries) from recognised Univesity with minimum 5 years exp. in Management & Development of Fisheries.
III. MEDICAL (INCLUDING TEACHING)				
1.	Health Education Officer (Women's Branch) (Rs.5000-11275)	1	-	(1) B.Sc (Hons) degree in Nursing of a recognised University/Institute. OR A degree of a recognised University with a diploma in General Nursing Midwifery of a recognised Nursing Council; (2) Diploma in Health Education of a recognised University/Institute; (3) three years experience in teaching GNM/ANM Training School; (4) Good power of expression in Bengali - spoken and written.
2.	Vaidya (Panchkarma) (Rs.10000-15200)	4	-	(1) BAMS. (2) Five years experience of conducting Panchkarma in Ayurved Hospital.
3.	Admn. Officer (Rs.6500-10500)	4	-	Graduate Degree and five years Admn. Experience.
4.	Admn. Officer (Rs.10000-15200)	8	ST-01	2nd Class Degree with 7 years Admn. Experience.
5.	Associate Professor in Radio Diagnosis (Rs.15600-39100)	2	ST-02	(1) M.D. (Radio Diagnosis) / M.D. (Radiology)/ M.S. (Radiolody) or any equivalent qualification. (2) Three years teaching experience in the concerned subject.

6.	Asstt. Professor Tuberculosis & Respiratory Medicine/Pulmonary Medicine. (Rs.15600-39100)	7	ST-01	(1) M.D. (T.B.) / M.D. (T.B. & Respiratory Diseases) / M.D. (Medicine) with T.D.D., D.T.D., D.T.C.D./M.D. (T.B. & Chest Diseases). (2) Three years teaching experience in the concerned subject.
7.	Asstt. Professor (Radio Diagnosis) (Rs.15600-39100)	25	ST-4	(1) M.S. (Radio Diagnosis) M.D. (Radiology)/M.S. (Radiology) or any equivalent qualification. (2) Three years teaching experience in the concerned subject.
8.	Lecturer /Reader (Sanskrit) (Rs.10000-15200)	3	ST-01	(1) P.G in Sanskrit. (2) 10 years Teaching Experience.
9.	Public Health Nursing Officer (Women's Branch) (Rs.5000-11275)	1	-	(1) B.Sc. (Hons.) degree in Nursing of a recognised University/Institute; OR A degree of a recognised University and a diploma in General Nursing Midwifery of a recognised Nursing Council with a diploma/Certificate in Public Health Nursing of a recognised Institute; (2) Five year's experience in community Health work; (3) Good power of expression in Bengali.
10.	Medical Superintendent (Rs.37400-67100)	1	ST-01	(1) MBBS Degree of a Statutory University. (2) A Post Graduate Degree in a Medical subject. (3) Ten years combined teaching experience as Professor or Associate Professor.
11.	Lecturer (Nursing) (Rs.12000-18000)	8	ST-01	(1) PG Degree in Nursing and eight years Teaching experience in college of Nursing, MBBS. (2) MS (Ortho.)
12.	Pharmacist Grade-III (Rs. 4500-7000) (Pre-Revised)	01	ST-01	10+2 in Science or its equivalent with two years Diploma in Pharmacy & Registration with Pharmacy Council of India or State Pharmacy Council.

13.	Drug Inspector Class-II (Rs. 6500-10500)	23	SC- 04, ST- 06	A candidate must have hold a degree in Pharmacy of Pharmaceutical Sciences or Medicine with Micribiology from a University established in India by law.
14.	Assistant Professor Psychology cum clinical Pscynology (Rs.8000-13500)	9	SC-05, OBC-01	Post Graduate degree in Psychology and M.Phil OR Ph.D. in Clinical Psychology.
15.	Medical Officer (Ayurveda) (Rs. 8000-13500) (Pre Revised)	11	ST-09	B.A.M.S. OR G.A.M.S.
16.	Medical Officer (Rs. 15600-39100)	05	ST-05	B.H.M.S.
17.	Health & Malaria Inspector (Rs. 5500-9000)	5	SC-01, ST-01, Ex-Sm-01	B.Sc (Chemistry)/One year diploma of Health/Sanitary Inspector or One year National Trade Certificate (NTC) in Health/Sanitary Inspector awarded by National Council for Vocational Training.
18.	Health Officer (Rs.9100-14050)	2	-	B.Sc. or MBBS
19.	Junior Veterinary Assistant (Rs.5000-8000)	17	SC-02, ST-02, OBC-03	B.VSc
20.	Veterinary Assistant Surgeon (Rs.6500-11100)	4	SC-01, OBC-02	-do-
21.	Drug Inspector (Rs. 6400-10640)	01	Ex-SM-01	Bachelor's Degree in Pharmacy or Pharmaceutical Chemistry or a Post-Graduate Degree in Chemistry with Pharmaceutics as essential subject or its equivalent qualification. The Associateship Diploma of the Institution of Chemists (India) obtained by passing the Examination with " Analysis of Drugs and Pharmaceuticals" as one of the subject.

22.	Professor (Community Dentistry) (Rs. 18600-22100)	01	-	BDS Degree or its equivalent from a recognise Indian university and having post graduation degree of its equivalent in the concerned speciality and possess at least five years teaching experience as Reader/ Asst. Prof.(Dentistry) after three years teaching experience as lecturer(Dentistry) in a Dental Council of India in the concerned speciality.
23.	Professor (Orthodontics) (Rs. 18600-22100)	01	-	-do-
24.	Dental Assistant Surgeon (Rs. 11755-26300)	01	ST-01	BDS with permanent registered Medical Practitioner Certificate.
25.	Staff Nurse (Rs. 5000-8000)	07	SC-01, ST-01, OBC-01	Candidates should possess Certificate as registered Nurse and Midwife having passed 3 years course in general Nursing and Midwifery from a school or Nursing/other Institution recognised by the Indian Nursing Council or B.Sc. (Nursing)
26.	Assistant Professor (Immunohaematology and Blood Transfusion) (Rs. 16350-20100)	01	-	D.M.(Immunology) or M.D. (Immuno - Haematology & Blood Transfusion) / M.D.(Pathology or Bacterology or Haematology) with 2 years teaching experience of special training in the Deptt. of Immuno-Haematology & Blood Transfusion.
27.	Analyst Grade-II (Rs. 6675-10550) Pre -revised	01	ST-01	1) Degree in Pharmacy or Pharmaceutical Chemistry (B.Pharma) 2) Not less than one year exp. In analysis of all classes drugs in all laboratory.
28.	Analyst Grade-III (Rs. 11070-18450)	02	SC-02	1) Degree in Pharmacy or Pharmaceutical Chemistry (B.Pharma) 2) Not less than one year exp. In analysis of all classes drugs in all laboratory.

29.	Medical Officer (Unani) (Rs. 8000-13500) (Pre Revised)	04	SC-04	Degree in Unani (B.U.M.S.)
30.	Medical Officer (Homeopathy) (Rs. 8000-13500) (Pre Revised)	23	SC-01, ST-03	Degree or diploma in homeopathy from any recognised University/ Homeopathy Council constituted under the Statue
31.	Dental Surgeon (Rs. 8000-13500) (Pre Revised)	8	OBC-04	Dental qualifications recognised under section -10 of Dentists' Act, 1948
32.	Asstt. Professor (Neuro Genetics) (Rs.10000-18000)	1	SC-01	FROM MEDICAL FIELD: (1)M.D. Biochemistry/ Dedicine/ Microbiology. (2) Minimum 3 research publications in indexed journals; and 2 years post Doctoral teaching and research experience in recognised molecular and Genetics Laboratory. FROM NON - MEDICAL FIELD: (1) M.Sc. with a minimum 55% marks or its equivalent grade in any branch of Life Science or Biochemistry or Biotechnology or or Molecular Biology or Microbiology or Neurobiology; (2) Ph.D. in concerned speciality; (3)Minimum three research publications in indexed journals; and two years Post doctoral teaching and research experience in recognised Molecular and Nenetics Laboratory.
33.	Medical Officer (Rs. 8000-13500)	40	SC-08, OBC-04, PH-01, Ex-Sm-02	1) Graduate in medicine and surgery or equivalent from any University/ Institution recognised by the Medical Council of India. 2) Must be recognised with Haryana or Punja Medical Council or with any other duly constituted medical council in India. 3) Adequate knowledge of Hindi/Sanskrit

34.	Laboratory Assistant, (Rs.5200-20200)+GP 2400	1	OBC-01	Inter with diploma in Lab. Technician.
35.	Clinical Psychologist (Rs. 5000-8000)	01	-	M.A. in Social Psychology. Desirable: M.Phil(Psychology) and 2 years experience as a Clinical Psychologist in a reputed hospital.
36.	Assistant Professor (Pharmacology) (Rs. 16350-20100)	01	-	M.D. (Pharmacology)/ MBBS with Ph.D (Medical Pharmacology) /M.Sc. (Medical Pharmacology) with D.Sc. (Medical Pharmacology).
37.	Assistant Professor (Physiology) (Rs. 16350-20100)	01	SC-01	M.D. (Physiology)/MBBS with M.Sc.(Physiology)/ M.Sc. (Medical Physiology) with Ph.D (Medical Physiology)/ M.Sc (Medical Physiology) with D.Sc. (Medical Physiology).
38.	Assistant Professor (Community Medicine) (Rs. 16350-20100)	02	SC-01, OBC-01	M.D. (Social & Preventive Medicine) from Speciality Board of Social & Preventive Medicine (U.S.A.).
39.	Assistant Professor (OBG) (Rs. 16350-20100)	01	OBC-01	M.D. or M.S.(Obstetrics and Midwifery) & M.S. (Gynecology) Specialty Board of Obsterics and Gynecology (U.S.A.).
40.	Assistant Professor (Anatomy) (Rs. 16350-20100)	03	SC-01	M.S. (Anatomy)/ M.D.(Anatomy)/ M.Sc. (Anatomy)/ M.Sc. (Medical Anatomy) with Ph.D (Medical Anatomy)/ M.Sc. (Medical Anatomy) with D.Sc.(Medical Anatomy).
41.	Drug Inspector (Rs. 6400-10640)	01	Ex-SM-01	Bachelor's Degree in Pharmacy or Pharmaceutical Chemistry or a Post-Graduate Degree in Chemistry with Pharmaceutics as essential subject or its equivalent qualification. The Associateship Diploma of the Institution of Chemists (India) obtained by passing the Examination with " Analysis of Drugs and Pharmaceuticals" as one of the subject.

42.	Professor (Community Dentistry) (Rs. 18600-22100)	01	-	BDS Degree or its equivalent from a recognise Indian university and having post graduation degree of its equivalent in the concerned speciality and possess at least five years teaching experience as Reader/ Asst. Prof.(Dentistry) after three years teaching experience as lecturer(Dentistry) in a Dental Council of India in the concerned speciality.
43.	Professor (Orthodontics) (Rs. 18600-22100)	01	-	-do-
44.	Dental Assistant Surgeon (Rs. 11755-26300)	01	ST-01	BDS with permanent registered Medical Practitioner Certificate.
45.	Staff Nurse (Rs. 5000-8000)	07	SC-01, ST-01, OBC-01	Candidates should possess Certificate as registered Nurse and Midwife having passed 3 years course in general Nursing and Midwifery from a school or Nursing / other Institution recognised by the Indian Nursing Council or B.Sc. (Nursing)
50.	Assistant Professor (Immunohaematology and Blood Transfusion) (Rs. 16350-20100)	01	-	D.M.(Immunology) or M.D.(Immuno-Haematology & Blood Transfusion) / M.D.(Pathology or Bacterology or Haematology) with 2 years teaching experience of special training in the Deptt. Of Immuno- Haematology & Blood Transfusion.
51.	Analyst Grade-II (Rs. 6675-10550) Pre -revised	01	ST-01	1) Degree in Pharmacy or Pharmaceutical Chemistry (B.Pharma) 2) Not less than one year exp. In analysis of all classes drugs in all laboratory.
52.	Analyst Grade-III (Rs. 11070-18450)	02	SC-02	1) Degree in Pharmacy or Pharmaceutical Chemistry (B.Pharma) 2) Not less than one year exp. In analysis of all classes drugs in all laboratory.

53.	Medical Officer (Unani) (Rs. 8000-13500) (Pre Revised)	04	SC-04	Degree in Unani (B.U.M.S.)
54.	Medical Officer (Homeopathy) (Rs. 8000-13500) (Pre Revised)	23	SC-01, ST-03	Degree or diploma in homeopathy from any recognised University/ Homeopathy Council constituted under the Statue
55.	Dental Surgeon (Rs. 8000-13500) (Pre Revised)	8	OBC-04	Dental qualifications recognised under section -10 of Dentists' Act, 1948
56.	Asstt. Professor (Neuro Genetics) (Rs.10000-18000)	1	SC-01	FROM MEDICAL FIELD: (1) M.D. Biochemistry/ Medicine /Microbiology. (2) Minimum 3 research publications in indexed journals; and 2 years post Doctoral teaching and research experience in recognised molecular and Genetics Laboratory. FROM NON - MEDICAL FIELD: (1) M.Sc. with a minimum 55% marks or its equivalent grade in any branch of Life Science or Biochemistry or Biotechnology or or Molecular Biology or Microbiology or Neurobiology; (2) Ph.D. in concerned speciality; (3) Minimum three research publications in indexed journals; and two years Post doctoral teaching and research experience in recognised Molecular and Nenetics Laboratory.
57.	Medical Officer (Rs. 8000-13500) (Pre Revised)	40	SC-08, OBC-04, PH-01, Ex-Sm-02	1) Graduate in medicine and surgery or equivalent from any University/ Institution recognised by the Medical Council of India. 2) Must be recognised with Haryana or Punja Medical Council or with any other duly constituted medical council in India. 3) Adequate knowledge of Hindi / Sanskrit

58.	Laboratory Assistant, (Rs.5200-20200)+GP 2400	1	OBC-01	Inter with diploma in Lab Technician
59.	Clinical Psychologist (Rs. 5000-8000)	01	-	M.A. in Social Psychology . Desirable: M.Phil (Psychology) and 2 years experience as a Clinical Psychologist in a reputed hospital.
60.	Assistant Professor (Pharmacology) (Rs. 16350-20100)	01	-	M.D. (Pharmacology) / MBBS with Ph.D (Medical Pharmacology) / M.Sc. (Medical Pharmacology) with D.Sc. (Medical Pharmacology)
61.	Senior Lecturer (Anatomy) (Rs. 10000-15000)	03	-	-do-
62.	Senior Lecturer (Biochemistry) (Rs. 10000-15000)	05	ST-01	-do-
63.	Senior Lecturer (Community Medicine) (Rs. 10000-15000)	03	SC-01, ST-01	-do-
64.	Senior Lecturer (Dermatology & Venerology) (Rs. 10000-15000)	01	-	-do-
65.	Senior Lecturer (ENT) (Rs. 10000-15000)	01	-	-do-
66.	Senior Lecturer (Forensic Medicine) (Rs. 10000-15000)	01	-	-do-
67.	Senior Lecturer (Microbiology) (Rs. 10000-15000)	01	-	-do-
68.	Senior Lecturer (Obstetrics & Gynaecology) (Rs. 10000-15000)	02	-	-do-
69.	Senior Lecturer (Ophthalmology) (Rs. 10000-15000)	01	-	-do-

70.	Senior Lecturer (Paediatrics) (Rs. 10000-15000)	02	-	-do-
71.	Senior Lecturer (Pathology) (Rs. 10000-15000)	06	SC-04	-do-
72.	Senior Lecturer (Pharmacology) (Rs. 10000-15000)	02	ST-01	-do-
73.	Senior Lecturer (Physiology) (Rs. 10000-15000)	02	-	-do-
74.	Senior Lecturer (Psychiatry) (Rs. 10000-15000)	01	-	-do-
75.	Senior Lecturer (Radiodiagnosis) (Rs. 10000-15000)	01	-	-do-
76.	Senior Lecturer (Radiotherapy) (Rs. 10000-15000)	03	SC-01	-do-
77.	Senior Lecturer (Surgery) (Rs. 10000-15000)	03	-	-do-
78.	Ophthalmologist (Rs. 10000-15200)	7	ST-04	1) PG degree/ Diploma in relevant specialisation from any recognised University. 2) Two years experience after passing PG Degree or 4years experience after passing PG Diploma.
79.	Specialist in Surgery (Rs. 10000- 15200)	13	ST-08	-do-
80.	Principal (B.Pharma College) (Rs. 18400-22400)	01	-	Ph.D Degree with first class either at UG / PG level in the appropriate branch or specialization in Pharmacy with 10 years experience in Teaching/ Industry/Research out of which 05 years must be at the level of Professor

81.	Medical Officer (Rs. 7880-13500) with initial start of Rs.8000/-	11	Ex-SM: SC-02, ST-01, OBC-01 PH-02	Recognised Medical qualification included in the first or second schedule or Part-II of the third schedule (other than licentiate qualification) to the Indian Medical Council Act,1956.
IV. TEACHING (ARTS, SCIENCE & COMMERCE)				
1.	Lecturer in Govt. Pharmacy College (Degree) (Rs. 15600-39100) + Rs. 5400/- GP	4	ST-01	(1) Bachelor's Degree in First Class in a appropriate branch of Pharmacy or its equivalent qualification. (2) Adequate knowledge of Gujarati or Hindi or both.
2.	Lecturer in Govt. Pharmacy College (Diploma) (Rs. 15600-39100)+ Rs.5400/- GP	8	ST-01	-do-
3.	Assistant Professor of Training and Placement (Rs.16400-22400)	1	-	(1) Directorate degree with a first class degree at Bacheor's or Master's Level in the appropriate branch of Engineering / Technology; (2) Ten years' experience in Teaching/Research/Industry out of which five years must be at the level of Assistant professor or equivalent.
4.	Professor of Computer Science & Engineering (Rs.16400-22400)	10	SC-02, OBC-01	-do-
5.	Professor of Electronics & Communication Engineering (Rs.16400-22400)	1	ST-01	-do-
6.	Professor of Information Technology (Rs.16400-22400)	8	SC-04	-do-
7.	Professor of Leather Technology (Rs.16400-22400)	1	-	-do-
8.	Professor of Textile Technology (Rs.16400-22400)	5	SC-02, OBC-01, PH-01	-do-

9.	Lecturer in Geography (Rs. 15600-39100)+ Rs5400/- GP	1	OBC-01	(1) Good academic record with at least 55% marks or at the Master degree level in the relevant subject and at least a second class, 3 years Honours degree in the relevant subject. (2) Should have passed NET/SLET/CSIR.
10.	Lecturer in Hindi (Rs. 15600-39100)+ Rs5400/- GP	2	ST-01, OBC-01	-do-
11.	Lecturer in Instrumentation (Rs. 15600-39100)+ Rs.5400/- GP	1	OBC-01	-do-
12.	Lecturer in Mathematics (Rs. 15600-39100)+ Rs.5400/- GP	3	SC-01, ST-02	-do-
13.	Lecturer in Microbiology (Rs. 15600-39100)+ Rs.5400/- GP	3	SC-01, OBC-02	-do-
15.	Lecturer in Production (Rs.10000-15200)	6	ST-01	-do-
16.	Lecturer in Sanskrit (Rs. 15600-39100)+ Rs.5400/- GP	8	SC-07	-do-
17.	Head of Department Computer Aided Costume Design and Dress Making (Rs.12000-18300)	4	-	(1) Ph.D Degree in Home Science (with Textile & Clothing) or its equivalent qualification from recognized University. (2) Five years experience in teaching, Industry and research and (3) Adquate knowledge of Gujarati.
18.	Asstt. Professor (Pharmacy) (Rs.12000-18300)	5		(1) 1 st class Master's Degree in Pharmacy or its equivalent qualifications. (2) Two years experience in teaching or in Industry or Research.

19.	Principal in Govt. Polytechnic (Rs.16400-20000)	13	ST-01	(1) Master's Degree in 1st class in any branch of Engg. or Tech. or its equivalent qualifications. (2) 10 years experience in teaching or in Industry or in Research, out of which 5 years experience should be administrative experience.
20.	Asstt. Master in Bengali (B.M.) (Rs.6000-12000)	2	SC-01, ST-01	(1) Second Class Honours or Second Class Master's Degree in relevant subject; (2) knowledge in Bengali.
21.	Asstt. Master Chemistry (B.M.) (Rs.6000-12000)	2	OBC-01	-do-
22.	Asstt. Master English (B.M.) (Rs.6000-12000)	1	-	-do-
23.	Asstt. Master Life Science (B.M.) (Rs.5500-11325)	1	PH-01	-do-
24.	Assistant Professor (Civil) (Rs. 4500-7300) (Pre-Revised)	02	SC-01	1) Ph.D with 1st Class at Bachelor's or Master's level in Engineering/Technology and 3 years of teaching experience in Civil Engineering. 2) 10 years experience in Teaching/Industry/Research out of which 5 years must be at the level of Assistant Professor or equivalent.
25.	Lecturer Information Technology (Rs.10000-15200)	7	ST-01	1st class Bachelor's Degree in concerned branch of Engineering/Technology or its equivalent qualification of a recognised University.
26.	Lecturer Information Technology (Rs. 15600-39100)+ Rs. 5400/- GP	8	SC-01, ST-01	-do-
27.	Lecturer Instrumentation & Control (Rs.10000-15200)	9	ST-02	-do-

28.	Lecturer Instrumentation & Control Engineering (Rs. 15600-39100)+ Rs. 5400/- GP	11	ST-02	-do-
29.	Lecturer Mathematics (Rs. 15600-39100)+ Rs. 5400/- GP	7	ST-01	-do-
30.	Reader-Ayurvedic (Rs.10000-15200) Old Pay Scale	01	SC-01	B.A.M.S. and 7 yearsrs teaching experience in relevant subject.
31.	Prof. Dravya Gur (Rs.12000-16500) Old Pay Scale	01	SC-01	B.A.M.S. and 10 yearsrs teaching experience in relevant subject.
32.	Prof. Organon of Medicine (Rs.12000-16500) Old Pay Scale	01	SC-01	-do-
33.	Lecturer Applied Mechanics (Rs. 15600-39100)+ Rs. 5400/- GP	10	SC-01, ST-01	First class Bachelor's Degree in concerned branch of Engineering / Technology or its equivalent qualification of recognised University.
34.	Lecturer Applied Mechanics (Rs. 15600-39100)+ Rs. 5400/- GP	11	ST-03	-do-
35.	Lecturer Architectural Assistantship (Rs. 15600-39100)+ Rs. 5400/- GP	8	SC-01, ST-01	-do-
36.	Lecturer Chemical Engineering (Rs.10000-15200)	4	ST-01	-do-
37.	Lecturer Chemistry Engineering (Rs. 15600-39100)+ Rs. 5400/- GP	9	SC-01, ST-01	-do-

38.	Lecturer Civil Engineering (Rs. 15600-39100)+ Rs. 5400/- GP	21	SC-02, ST-05	-do-
39.	Lecturer Civil Engineering (Rs. 15600-39100)+ Rs. 5400/- GP	16	SC-01, ST-03	-do-
40.	Lecturer Computer Aided Costume Design & Dress Making (Rs. 15600-39100)+ Rs. 5400/- GP	9	SC-01, ST-01	-do-
41.	Lecturer Computer Applications (Rs. 15600-39100)+ Rs. 5400/- GP	1	ST-01	-do-
42.	Lecturer Computer Engineering (Rs. 15600-39100)+ Rs. 5400/- GP	22	SC-02, ST-03	-do-
43.	Lecturer Computer Engineering (Rs. 15600-39100)+ Rs. 5400/- GP	11	ST-01	-do-
44.	Lecturer Electrical Engineering (Rs. 15600-39100)+ Rs. 5400/- GP	35	SC-02, ST-05	-do-
45.	Lecturer Electronics & Communication (Rs.10000-15200)	19	SC-01, ST-04	-do-
46.	Lecturer Electronics & Communication (Rs. 15600-39100)+ Rs. 5400/- GP	4	ST-01	-do-
47.	Sr. Lecturer English (Rs.10000-15200)	18	SC-01, ST-03	-do-

48.	Lecturer Mechanical Engineering (Rs. 15600-39100)+ Rs. 5400/- GP	49	SC-04, ST-07	-do-
49.	Lecturer Mechanical Engineering (Rs. 15600-39100)+ Rs. 5400/- GP	42	SC-02, ST-06	-do-
50.	Assistant Professor (Zoology) (Rs. 15600-39100)+ Rs. 5400/- GP	22	SC-02, ST-10	Good academic record with atleast 55% (50% for SC/ST) marks at Master's Degree level in the relevant subject. Besides, candidates should have cleared NET/ SLET or Ph.D.
51.	Assistant Teacher (English Medium) (Rs. 4500-7000)	01	-	1) Higher Secondary with JBT (2 years) or equivalent or intermediate / Sr. Secondary with JBT (1yr) or equivalent or Higher education with B.Ed / D.Ed. 2) He/She should have acquired education through English medium and should be competent to teach in English medium.
52.	Assistant Teacher (Hindi Medium) (Rs. 4500-7000)	01	-	-do-
53.	Lecturer (Mathematics) (Rs. 15600-39100)+ Rs. 5400/- GP	03	SC-03	1) M.A. / M.Sc. (Maths) with minimum 50%, 2) B.A./B.Sc with minimum 45%. 3) NET/SLET/Ph.D/M.Phill in anyone.
54.	Lecturer (Ayurvedic/ Yunani/ Homoeopathy) (Rs. 15600-39100)+ Rs. 5400/- GP	15	SC-15	M.D. in Ayurvedic / Yunani / Homoeopathy and three years teaching experience.
55.	Lecturer (School Education Department) (Rs. 15600-39100)+ Rs. 5400/- GP	07	SC-03, ST-02	Master's Degree.

56.	Higher Sr. Sec. Teacher (Junior) Arabic (Rs. 9190-15510)	32	SC-07, ST-01, OBC-03	PG Degree in concerned subject with not less than 50% marks and B.Ed & SET in the concerned subject.
57.	Higher Sr. Sec. Teacher (Junior) Chemistry (Rs. 9190-15510)	17	SC-13, ST-04	-do-
58.	Higher Sr. Sec. Teacher (Junior) English (Rs. 9190-15510)	06	SC-05, ST-01	-do-
59.	Higher Sr. Sec. Teacher (Junior) Kannada (Rs. 9190-15510)	01	-	-do-
60.	Higher Sr. Sec. Teacher (Junior) Mathematics (Rs. 9190-15510)	15	SC-10, ST-04	-do-
61.	Higher Sr. Sec. Teacher (Junior) Tamil (Rs. 9190-15510)	01	-	-do-
62.	Higher Sr. Sec. Teacher (Junior) Urdu (Rs. 9190-15510)	04	SC-01	-do-
63.	Lecturer Sanskrit (Rs. 15600-39100)+ Rs. 5400/- GP	19	SC-02, ST-17	Post Graduate with 55%, passing NET / SLET. Ph.D holders exempted from passing NET/SLET.
64.	Lecturer (Higher Education Department) (Rs. 15600-39100)+ Rs. 5400/- GP	62	SC-08, ST-09	-do-
V. SCIENTIFIC AND TECHNICAL (INCLUDING TEACHING)				
1.	Assistant Geologist (Rs. 10830/- p.m. fixed)	01	VH-01	M.Sc. Degree in Geology or Applied Geology or its equivalent or Diplom in Applied Geology from the Indian School of Mines, Dhanbad with 2 years practical experience in the field.
2.	Assistant Geologist (Rs. 8000-13500)	8	ST- 03	Master degree in Geology or M.Tech in Applied Geology.

3.	Assistant Statistical Officer (Rs. 6505-15025)	03	PH-03	Second Class Degree B.A./B.Sc with any two of the followings: 1) Economics, 2) Statistics, 3) Mathematics, 4) Computer Science.
4.	Assistant Surgeon (Anaesthesiology) (Rs. 14050-25050)	01	SC-01	MBBS degree and a Degree / Diploma in Anaesthesiology recognised by Medical Council of India / Karnataka Medical Council.
5.	Driller (Rs. 5500-8000)	07	SC-02, OBC-02	1) High Shool or its equivalent. 2) Practical experience of at least 08 years in Diamond Core, Drilling in various rock formation. 3) Experience of preparation of drilling machine and related equipment. 4) must have a good knowledge of Hindi in Devnagri Script.
6.	Gujarat Statistical Service Class-I (Rs. 8000-14050)	09	ST-02	A Post Graduate Degree in Arts or Science or Commerce from a recognised University with minimum 55% marks with Statistics/Mathematics/Economis Exp.: Five years experience or equivalent post involving collection, compilation, analysis and interpretation of statistical data or conducting and organizing large scale sample surveys research studies in any field of Agriculture, Animal Husbandary, Forestry, Fisheries, Applied Economics. Labour, Industries, Education, Health, Medicine or Sociology involving use of modern statistics methods.
7.	Head (Fashion Technology) (Rs.12000-16500) Old Pay Scale	02	SC-01	1) Degree with 55% marks in respective discipline of engineering or technology. 2) Eight years professional experience out of which five years must be on the post of Lecturer. 3) Knowledge of Hindi.

8.	Head (Sales & Marketing Management) (Rs.12000-16500) Old Pay Scale	01	SC-01	-do-
9.	Head (Textile Technogy) (Rs.12000-16500) Old Pay Scale	01	SC-01	-do-
10.	Investigator/ Computer (Rs. 4500-7000)	01	OBC-01	Bachelor's Degree in Statistics or Mathematics from any recognised university.
11.	Investigator/ Computer (Rs. 3200-3900)	31	SC-07, ST-01, OBC-04, PH-01	1) Graduate in Statistics or Mathematical Statistics or Mathematics. 2) Knowledge of Computer.
12.	Junior Stenographer (English) (Rs. 5200-20200) + GP of Rs.2400/-	01	SC-01	Matric with English from a recognised Board and minimum speed @ 80 wpm in Shorthand in English & @ 40 wpm in Typing in English. Note: Candidates have to qualify in Stenographer Skill Test.
13.	Lecturer (Sound & T.V.) (Rs. 15600-39100)+ Rs. 5400/- GP	01	SC-01	First class degree in Sound & T.V. Engineering/Sound Recording & Engineering. Or Degree with minimum 55% marks from a recognised University with first class Diploma in Sound & T.V. Engineering/Sound Recording & Engineering.
14.	Lecturer (Rubber Technology) (Rs. 15600-39100)+ Rs. 5400/- GP	01	SC-01	First class degree in Rubber Technology or first class B.E. in Polymer Technology along with first class diploma in Rubber Technology.
15.	Lecturer (Tamil) (Rs. 11400-21600)	04	SC-03, ST-01	Master's Degree or its equivalent in the concerned subject with a minimum 3 years teaching experience as High School Teacher.
16.	Lecturer (Telecommunication) (Rs. 15600-39100)+ Rs. 5400/- GP	03	SC-02, ST-01	First class Bachelor's Degree in Machine Tool Technology. Or First class B.E. in Mechanical Engineering along with first class Diploma in Machine Tool Technology.

17.	Mining Officer (Rs. 6400-10640) (Consolidated Fixed contractual amount of Rs.9600/-)	02	VH-01	M.Sc. Degree in Geology or Applied Geology or B.Sc. (Hons.) in Geology or Applied Geology from a recognised University/Institution or its equivalent.
18.	Senior Planning Draughtsman (Rs. 6400-10640)	01	VH-01	B.Tech Degree in Urban / City / Town / Regional Planning or its equivalent.
19.	Stenographer Grade-III (English) (Rs. 4000-6000) (Pre-Revised)	04	SC-01, ST-01	SSLC or its equivalent with a minimum proficiency in English Shorthand as under: Speed Duration Transcription 80 wpm; 10 min; 65 min; 100 wpm; 07 min; 35 min; 120 wpm; 05 min; 32 min;
20.	Technical Assistant (Rs. 6195-13945)	02	ST-01, BC-01	1) B.Sc in Geology; 2) One year experience in investigation of Mineral Deposits and Geological Mapping/ Ground Water resources shall be given preference.
21.	Technical Assistant (Geo-Physics) (Rs. 5500-8000)	01	SC-01	1) Master's Degree with atleast 50% marks in Geophysics, Applied Geophysics, Geology or Applied Geology (with Physics, Mathematics of B.Sc. Level). 2) Candidate must have a good knowledge of Hindi in Devnagri Script.
22.	Technician-III (Electrical Fitter) (Rs. 3050-4590) (Pre-Revised)	01	OBC-01	Course completed Act Apprentice / ITI in Fitter Trade.
23.	Technician-III (Train Lighting) (Rs. 3050-4590) (Pre-Revised)	03	OBC-01	Course completed Act Apprentice / ITI in Electrician/Instrument Mechanic / Mechanic (Radio & TV) / Wireman / Armature 7 Coil Winder / Electronics Mechanic Trades.
VI. LAW (INCLUDING TEACHING)				
1.	Assistant District Prosecutor Planning Officer (Rs. 5500-9000)	200	ST-01	Degree in Law or equivalent.

2.	Assistant Distt. Attorney (Rs. 7000-10980) Pre-revised	02	Ex- SM(SC)-01	Professional degree in Law or its equivalent from a recognised University and at least two years experience as an advocate.
3.	Assistant Public Prosecutor (Rs. 15600-39100)+ Rs. 5400/- GP	242	SC-15, ST-36	(1) A Degree in Law of the University or possess an equivalent qualification reconised as such by the Government. (2) Three years continuous and regular practice and experience on the criminal side of the the Bar.
4.	Civil Judge (Jr. Division) (Rs. 9000-14550) Pre-revised	09	ST-01, OBC-03	Degre in Law as recognised by the Bar Council of India
5.	Civil Judge (Jr. Division)/Judicial Magistrate (Rs.9000-14550)	7	ST-01, PH-01	A degree in Law from any University or any Institution affiliated to a University recognised by the State Or (1) Central Govt. The candidate must be enrolled as an Advocate in the roll of Bar Council of any State or Union Territory in India. (2) Ability to read, write and speak in Bengali.
6.	Civil Judge Junior Division (Rs. 27700-44700)	28	-	1) Must hold a Degree in Law 2) Must have practiced as an Advocate in the High Court for not less than three years or must be a fresh Law Graduate who has secured the degree in law in the first attempt or has secured not less than 55% in the final year examination of the Master's Degree or must have worked as Public Prosecutor or Government Advocate for not less than three years. 3) Knowledge of Marathi is must.

7.	Civil Judges (Rs. 6500-10500)	77	SC-12(4-w), ST-17(6-w)	1) Graduate in Law from any University/ Institution recognised by Govt. 2) A Superintendent or a Ministerial Officer in the High Court or any Civil or Criminal Court sub-ordinate to the High Court or an Assistant Law Officer or Translator or the Law Department or Govt. 3) He/She has approved service in the high Court or in any Civil or Criminal Court sub-ordinate to the High Court or in the Law Department of not less than seven years.
8.	Civil Servant (JB) (Rs. 9000-14550)	28	BC-01, PH-04, Ex-Sm-06	Degree in Law
9.	Director of Prosecution Group-A (Rs. 14150-20000) (Pre-Revised)	01	-	1) Candidate must possess a Law Degree. 2) He/She must be practicing advocate for not less than 15 years.
VII. MISCELLANEOUS				
1.	Accounts Officer (Rs.5500-11325)	1	PH-01	(1) Bachelor's Degree in Commerce of a recognised University or Membership of the Institute of Chartered Accounts of India or Membership of the Institute of Costs and Works Accountants of India. (2) Ability to read, write and speak in Bengali.
2.	Audit & Accounts Service (Rs. 15600-39100)+ Rs. 5400/- GP	9	SC-04, PH-05	-do-
3.	Deputy Director (Hydrolics) (Rs.10000-15525)	1	-	(1) First class degree in Civil Engineering or a First class M.Sc. Or Doctorate degree in Applied Mathematics or in any branch of Physics; (2) Five years experience of research or of practical work in irrigation or "Hydraulic Engineering."

4.	Lower Dvosopm Clerk/Lower Division Assistant (Rs.3350-6325)	85	SC-59, ST-24, PH-02	(1) Pass in Madhyamik Examination of the W.B. Board of Secondary Education or its equivalent. (2) Ability to read, write and speak in Bengali.
5.	Sergeant in Kolkata Police (Rs.4500-9700)	223	SC-59, ST-24, PH-02	-do-
6.	Divisional Fire Officer (Rs.9000-40500)	4	SC-01, ST-01	(1) A Degree in Science with Physics, Chemistry and Matchmatics of a recognised University; (2) Certificate of having passed with the Divisional and Asstt. Divisional Officers' Course of the National Fire Service College, Nagpur, Govt. of India, or Associate Membership of the Institute of Fire Engineers, London; (3) Five years' experience in the rank of StationOfficer.
7.	Asstt. Controller of Correctional Service (Rs.3800-7775)	2	SC-02	(1) A degree of a recognised University. (2) Ability to read, write and speak in Bengali.
8.	Asstt. Labour Commissioner/Supervising Inspector (Rs. 15600-39100)+ Rs. 5400/- GP	1	PH-01	-do-
9.	Asstt. Programme Officer (Rs.4000-8850)	26	SC-26	-do-
10.	Asstt. Registrar of Co-op. Societies (Rs. 15600-39100)+ Rs. 5400/- GP	1	PH-01	-do-
11.	Auditor of Co-operative Societies (Rs.4000-8850)	29	SC-29	-do-
12.	Block Welfare Officer/Welfare Officer (Rs.4800-10925)	1	PH-01	-do-
13.	Controller of Correctional Service (Rs.4000-8850)	2	SC-02	-do-

14.	Inspector of Agricultural Income Tax (Rs.4000-8850)	1	SC-01	-do-
15.	Inspector of Co-operative Societies (Rs.5500-11325)	16	OBC-06, SC-10	-do-
16.	Inspector of Labour Service (Rs.4000-8850)	8	SC-8	-do-
17.	Inspector Backward Classes Welfare (Rs.4000-8850)	1	PH-01	-do-
18.	Junior Social Welfare Officer (Rs.5500-11325)	3	PH-01	-do-
19.	Panchayat Accounts & Audit Officer (Rs.4000-8850)	8	SC-08	-do-
20.	Panchayat Development Officer (Rs.4500-9700)	5	OBC-01, SC-04	-do-
21.	Rehabilitation Officer (Rs.4500-9700)	3	SC-02, OBC-01	-do-
22.	Revenue Officer (Rs.5500-11325)	6	PH-01	-do-
23.	Sub-Divisional Controller of Food & Supplies (Rs. 15600-39100)+ Rs. 5400/- GP	2	PH-01	-do-
24.	Sub-Inspector (Armed) W.B. Police (Rs.4500-9700)	176	SC-46, ST-06, OBC-15	-do-
25.	Sub-Inspector (Unarmed) W.B. Police (Rs.4500-9700)	419	SC-131, ST-37, OBC-51	-do-
26.	Sub-Inspector Kolkata Police (Rs.4500-9700)	24	SC-04, ST-19	-do-
27.	English Reporter (Rs. 15600-39100)+ Rs. 5400/- GP	1	ST-01	(1) Degree (2) Possess adequate knowledge of Gujarati and Hindi. (3) Be able to take verbatim speeches delivered in the Assemble or Committee in English and shall possess a speed of not less than 140 words per minute in shorthand and a speed of not less than 40 words per minute in English Typing.

28.	Gujarati Reporter (Rs. 15600-39100)+ Rs. 5400/- GP	1	ST-01	-do-
29.	Assistant Public Relations Officer (Rs. 6400-10640)	01	Ex-SM-01	1) Bachelor's Degree or its equivalent from a recognised University. 2) Bachelor of Journalism and Mass Communication/ Public Relations/ or its equivalent or in Post-Graduate Diploma in Journalism and Mass Communication/Public Relations from a recognised University.
30.	District Public Relations Officer (Rs. 7220-11660)	01	VII-01	-do-
31.	Welfare Officer (Women) (Rs. 6500-10500)	01	-	1) Graduate from a recognised University with Economics or Public Administration or Commerce or Sociology Psychology or law degree with Labour Laws as one of the subject. 2) Degree/ Diploma in Social Work Labour welfare or its equivalent from any recognised University/ Institution. 3) Adequate knowledge of Hindi/Sanskrit is required.
32.	Industrial Development Officer (Rs.4500-9700)	2	PH-02	A degree of a recognised University OR a Diploma in Engineering or Technology of a recognised University/Institution.
33.	Chief Officer Class-III (Rs. 5500-9000)	10	ST-01	1) A Degree of a recognised University. 2) Adequate knowledge of Gujarati, Hindi and English.
34.	Sr. Stenographer (Rs. 6675-15500)	25	SC-06, ST-02, BC-08, OC-08	Any Degree with typewriting & short-hand higher grade in English, lower grade in Telugu.
35.	Compiler (Rs.4000-6000) (Pre-Revised)	1	OH-01	Bachelor's Degree with Economics / Statistics / Mathematics from any recognized University.
36.	Accounts Officer (Rs. 15600-39100)+ Rs. 5400/- GP	18	SC-15	Chartered Accountant Or Cost Accountant.

37.	Technician Gr-III (Painter) (Rs. 5200-20200) + GP of Rs.1900/-	06	SC-01, Ex-SM-01	Course completed Act Apprentice/ ITI in the trade of Painter recognised by SCVT/NCVT.
38.	Registrar (Rs. 3200-4875)	2	SC-1	Degree and 15 years experience in any higher education institution.
39.	Assistant Sports Officer (Rs. 9300-34800)+ Rs. 4200/- GP	02	SC-02	1) Degree and Diploma in Coach Training from NIS. 2) One year experience in Sports Meet Organisation and have participated in inter college team. 3) Two years experience as coach trainee.
40.	District Sports Officer (Rs. 6500-10500)	01	SC-01	-do-
41.	Assistant Instructor (Rs. 4500-7000)	05		-do-
42.	Junior Accounts Assistant cum Typist (Rs. 5200-20200) + GP of Rs.2800/-	02	ST-01, Ex-SM-01	Degree and typing skill @ 30 wpm in English or @ 25 wpm in Hindi.
43.	Assistant Station Master (Rs. 5200-20200) + GP of Rs.2800/-	12	SC-05, ST-03, Ex-SM-04	Degree from a recognised University. Note: Candidates have to qualify in Aptitude Test.
44.	Traffic Assistant (Rs. 5200-20200) + GP of Rs.2000/-	04	ST-02, Ex-SM-01	-do-
45.	Extension Officer Grade-I (Rs. 6675-15500)	02	ST-02	Degree in Home Science/ Social Work.
46.	Clerk Grade-I (Rs. 4500-7000)	08	ST-08	Degree or its equivalent in any subject from a recognised University and proficiency in typing with 30 wpm in English or 25 wpm in Hindi.
47.	Manager (Rs. 6500-10500)	04	SC-01, W-01	1) Degree with diploma in Hotel Management & Catering. 2) Experience on the post of supervisor in any govt. or non- govt. canteen.

48.	Company Prosecutor Gr.III (Rs.5500-9000) (Pre-Revised)	1	OBC-01	Graduate in Law
49.	Upper Division Clerk-cum- Storekeeper (Rs.5200-20200)	1	-	Graduate with 3 years experience in Storekeeping in any Govt. or semi Govt. organisation.
50.	Assistant (Rs.9300-34800)+GP 4600	1	OBC-01	Graduation
51.	Auditor (Rs.4500-7000) (Pre-Revised)	18	ST-14, OBC-01	-do-
52.	Divisional Accountant (Rs.5500-9000) (Pre-Revised)	3	SC-01, ST-02	-do-
53.	Field Assistant (Rs.9300-34800)+GP 4200	5	SC-01, ST-01, OBC-02	-do-
54.	Head Clerk (Rs.5200-20200)+GP 2400	1	-	-do-
55.	Investigator (Language) (Rs.9300-34800)+GP 4200	8	SC-01, OBC-03	-do-
56.	Jr. Account Assistant (Rs. 4500-7000)	05	ST-04	1) Graduation in any discipline or equivalent. 2) Typing proficiency of 30 wpm in English or 25 wpm in Hindi.
57.	Treasury Officer (Rs. 7000-10980) Pre-revised	01	VH-01	Graduation of a recognised University.
58.	UDC (Rs.4000-6000)	1	-	-do-
59.	Assistant Personnel Officer (Rs. 5755-8905)	01	ST-01	1) Graduation of a recognised University. 2) MSW with specialization in Personnel Management, Industrial Relations and labour welfare/M.A.(Sociology) from a recognised University or LL.B with specialisation in Labour laws.
60.	Junior Hindi Translator (Rs.5500-9000) (Pre-Revised)	15	OBC-03	Graduation with Diploma in Hindi Translation
61.	Library & Information Assistant (Language) (Rs.9300-34800)+GP 4200	3	SC-02	Graduation with Diploma in Library Science

62.	Library & Information Assistant (Reprography) (Rs.9300-34800)+GP 4200	1	-	-do-
63.	Hindi Typist (Rs.5200-20200)+GP 1800	7	OBC-03	Graduation with Hindi Typing speed 30 wpm
64.	Steno. Gr. II (Rs.9300-34800)+GP 4200	6	SC-01, OBC-01	Graduation with Shorthand
65.	English Reporters (Rs. 8235-21550)	03	SC-02, ST-1	Intermediate with shorthand (English Lower and Telugu Higher), Typewriting Higher (English and Telugu).
66.	Rajbhasha Assistant Gr-II (Rs. 5200-20200) + GP of Rs.2800/-	01	SC-01	Master Degree/Bachelor's Degree in Hindi &/or English as a main subject.
67.	Sr. Technical Assistant (Chemical) (Rs.6500-10500) (Pre-Revised)	1	VH-01	Master's Degree in Chemistry or Soil Science with two years experience in Ground Water Analysis & Ground Water Chemistry.
68.	Librarians (Rs. 15600-39100)+ Rs. 5400/- GP	09	SC-06, OC-02	Masters Degree in Library Science with 55% and above and NET/SLET cleared.
69.	Statistical Investigator Gr.III (Rs.9300-34800)+GP 4200	13	OBC-02, OH-01	Master's Degree in Statistics/Mathematics/Economics from any recognized University or equivalent.
70.	Clerk (Rs.3050-4590)	23	ST-11, OBC-06	Matriculation
71.	Clerk (Rs.3050-4590)	15	SC-03, ST-06, OBC-03	-do-
72.	Library Clerk (Binding) (Rs.3050-4590) (Pre-Revised)	1	-	-do-
73.	Library Clerk (Laboratory) (Rs.3050-4590) (Pre-Revised)	1	-	-do-

74.	Library Clerk (Mending) (Rs.3050-4590) (Pre-Revised)	2	OBC-01	-do-
75.	Commercial Clerk (Rs. 4000-6000)	32	SC-06, ST-03	-do-
76.	Stenographer(Hindi) (Rs. 4000-6000)	30	SC-05, ST-06, Ex-Sm-03	1) Matriculation or its equivalent. 2) Shorthand in Hindi 80 wpm for a duration time 10 minutes and transcription time 75 minutes.
77.	Junior Clerk cum Typist (Rs. 3050-4590)	13	SC-05, ST-02, Ex-Sm-06	-do-
78.	Junior Clerk cum Typist (Rs. 3050-4590)	07	ST-07	-do-
79.	Deputy Director (Rs. 18150-26925)	01	ST-01	Must be a holder of a Certificate of competency having validity throughout the Commonwealth as Master Foreign Going and must have served as Chief Officer.
80.	Jr. Stenographer (Rs.3050-4590)	7	SC-03, ST-03	SSLC OR Equivalent.

List of State Public Service Commissions/Railway Recruitment Boards ☆

1.	The Secretary, Andhra Pradesh Public Service Commission, M.J. Road, Nampally, Hyderabad, Andhra Pradesh - 500 001
2.	The Secretary, Assam Public Service Commission, Jawaharnagar, Khanapara, Guwahati, Assam - 781 022
3.	The Secretary, Kerala Public Service Commission, Pattom, Thiruvananthapuram, Kerala - 695 004
4.	The Secretary, Karnataka Public Service Commission, Udyoga Soudha, Bangalore, Karnataka - 560 001
5.	The Secretary, Manipur Public Service Commission, Manipur
6.	The Secretary, Meghalaya Public Service Commission, Horse-Shoe Building, Lower Lachumiere, Shillong, Meghalaya - 793 001
7.	The Secretary, Nagaland Public Service Commission, Kohima, Nagaland - 797001
8.	The Secretary, Orissa Public Service Commission, 19, DR. P.K. Parija Road, Cuttack, Orissa - 753 001
9.	The Secretary, Tamil Nadu Public Service Commission, No. 1, Greams Road, Commercial Tax Annexure Building, Nungambakkam, Chennai-600 006
10.	The Secretary, Tripura Public Service Commission, Old Assembly Building, Akhuara Road, Agartala, Tripura - 799 001

11.	The Secretary, Public Service Commission, West Bengal, 161A, S.P. Mukherjee Road, Kolkata, West Bengal - 700 026
12.	The Secretary, Gujarat Public Service Commission, 1st Floor, B-Block, Multi Storeyed Building, Lal Darwaja, Ahmedabad, Gujrat - 380 001
13.	The Secretary, Haryana Public Service Commission (H PSC) Bays No.1-10, Block-B, Sector-4, Panchkula, Haryana
14.	The Secretary, Himachal Pradesh Public Service Commission Shimla, Himachal Pradesh - 171 002
15.	The Secretary, J & K Public Service Commission, Sri Nagar, Jammu & Kashmir
16.	The Secretary, Madhya Pradesh Public Service Commission, Residency Area, Daulti College Road, Indore, Madhya Pradesh - 452 001
17.	The Secretary, Maharashtra Public Service Commission, 3rd Floor, Bank of India Building, Mahatma Gandhi Road, Fort, Mumbai, Maharashtra - 400 001
18.	The Secretary, Punjab Public Service Commission, Fatima, Punjab - 147 001
19.	The Secretary, Rajasthan Public Service Commission, Ghooghra Ghati, Jaipur Road, Ajmer, Rajasthan - 305 001
20.	The Secretary, Uttar Pradesh Public Service Commission, Allahabad, Uttar Pradesh-211013

21.	The Secretary, Chhattisgarh Public Service Commission Shankar Nagar Road, Bhagat Singh Square Raipur (Chhattisgarh), Pin - 492001
22.	The Secretary, Mizoram Public Service Commission, Mizoram
23.	The Secretary, Uttarakhand Public Service Commission, Haridwar, Uttarakhand
24.	The Secretary, Railway Recruitment Board, Metro Railway A.V. Complex, Chitpur, Opp. To R.G. Kar Medical Collage & Hospital, R.G. Road, Kolkata- 700 037
25.	The Secretary, Railway Recruitment Board, Station Road, Pan Bazar, Gwahati, Assam - 781 001
26.	The Secretary, Railway Recruitment Board, 5 Dr. P.V. Cherian Crescent Road, (Near Ethiraj College), Egmore, Chennai, Tamilnadu - 600 008
27.	The Secretary, Railway Recruitment Board, 18, Millers Road, Bangalore, Karnataka - 560 046
28.	The Secretary, Railway Recruitment Board, D-79/80, Rail Vihar, B.D.A, Rental Colony, Chandrasekharpur, Bhubaneswar, Orissa - 751 023
29.	The Secretary, Malda Railway Recruitment Board Kalibari Railway Colony, P.O. Jhaljhalia, Malda, West Bengal - 732102

30.	The Secretary, Railway Recruitment Board, Thampanoor, Thiruvananthapuram, Kerala - 695 001
31.	The Secretary, Secundrabad Railway Recruitment Board South Lallaguda, Secunderabad, Andhra Pradesh - 500017
32.	The Secretary, Ahmedabad Railway Recruitment Board 1st Floor, Meter Guage Building, Railway Station, Kalupur, Ahmedabad, Gujarat - 380 002
33.	The Secretary, Railway Recruitment Board, East Railway Colony, Bhopal, Madhya Pradesh - 462 010
34.	The Secretary, Ranchi Railway Recruitment Board Railway Offices Complex, Chutia, Ranchi, Jharkhand -834001
35.	The Secretary, Muzaffarpur Railway Recruitment Board, Lichi Bagan, Muzaffarpur, Bihar - 842 001
36.	The Secretary, Patna Railway Recruitment Board, Mahendrughat, Patna, Bihar - 800 004

☆ State PSCs/RRBs /ASRB from where information received for this publication.

