



BULLETIN ON JOB OPPORTUNITIES IN INDIA

2019-20



**GOVERNMENT OF INDIA
MINISTRY OF LABOUR & EMPLOYMENT
DIRECTORATE GENERAL OF EMPLOYMENT
SURVEY & STUDY DIVISION
SHRAM SHAKTI BHAWAN, NEW DELHI**

2022



सत्यमेव जयते



National Career Service
सही अवसर, सही समय
Right Opportunities, Right Time

भारत सरकार
श्रम और रोजगार मंत्रालय
रोजगार महानिदेशालय
Government of India
Ministry of Labour & Employment
Directorate General of Employment
Shram Shakti Bhawan
New Delhi-110001

DR. SHASHANK GOEL
ADDITIONAL SECRETARY

P R E F A C E

The Directorate General of Employment has been conducting, Studies on job profiles in India from time to time. The present issue of "Bulletin on Job-Opportunities in India" is one of the important initiatives for making better and reliable database on the job-opportunities available in India during 2019-20.


2. In this publication, an attempt has been made to compile and analyze the data relating to job opportunities that were available to job seekers holding post-graduate, graduate degrees in disciplines of engineering, technology, agriculture, medicine, natural sciences, social sciences, teaching and other miscellaneous subjects according to the pay level ranges with or without experience etc. Deputation opportunities to service personnel have been included in the issue. Further, job-opportunities for Middle School, High School, Senior Secondary School and Diploma holders/ITI pass job seekers have also been analyzed and explained in this Report. Similarly, space has been added on vacancies by Staff Selection Commission. Demand and supply have been analyzed by adding employment through various employment generation schemes run by Govt. of India through various Ministries/Departments. Even though job-opportunities in private sector are partially covered, the compilation does not reflect total picture of available employment. However, factual information provides useful insights on employment opportunities available in various sectors and sub-sectors of economy across the country.

3. I hope, this publication would be of great help to job-seekers, Vocational Guidance Officers, Employment Officers, Counselors, service personnel and others who are engaged in the counseling under vocational field.

4. I place on record my appreciation of the work done by team of officers and staff under the valuable guidance and supervision of Shri Amit Nirmal, Deputy Director General (Employment) for providing new facet to the analysis of job opportunities sector-wise, discipline wise pay level wise etc.

5. I also express thanks to various Recruiting Agencies, Employment Exchanges, Universities, Railway Recruitment Boards, State Public Service Commissions and other related agencies all over the country for making available the requisite information.

Dated: 14/10/2022


(Dr. Shashank, Goel)
14/10/2022

BULLETIN ON JOB-OPPORTUNITIES IN INDIA

(Directorate General of Employment)

STUDY TEAM

- 1. Shri Amit Nirmal : Deputy Director General (Employment)**
- 2. Dr. Shikha Anand : Director of Employment**
- 3. Sh. Raj Muni : Deputy Director of Employment**
- 4. Smt. Reeta : Deputy Director of Employment**
- 5. Smt. Minakshi : Sr. Statistical Officer**
- 6. Smt. Geeta Devi : Assistant Section Officer**
- 7. Smt. Ranjana : Junior Computer**
- 8. Sh. Vinod Kumar : Junior Computer**
- 9. Sh. Vikas Verma : Junior Computer**

CONTENTS

Contents	Page No.
Preface	(i)
Study Team	(ii)
List of Statistical Tables	(iv)-(v)
Introduction (Scope, Coverage, Limitations)	(vi)-(vii)
Key Highlights of Job Bulletin 2019-20	(viii-ix)
Job Bulletin 2019-20 - An Overview	(x)-(xvii)
Chapters:	
I Job-opportunities for Engineers	1-2
II Job-opportunities for Technologists	3-4
III Job-opportunities for Agricultural Scientists	5-6
IV Job-opportunities for Medical Personnel	7-8
V Job-opportunities for Natural Scientists	9-10
VI Job-opportunities for Social Scientists & Teachers	11-12
VII Job-opportunities in Miscellaneous Disciplines	13-14
VIII Summary of Previous Chapters	15-16
IX Job-opportunities for Diploma Holders	17-18
X Job-opportunities for Non Graduates	19-20
XI Job-opportunities for Service Personnel	21-23
XII Analysis of Vacancies	24-27
XIII Union Public Service Commission Vacancies	28-31
XIV Staff Selection Commission Vacancies	32-37
XV Vacancies which could not be filled-up by UPSC, State Public Service Commissions, SSC and Railway Recruitment Boards	38
XVI National Career Service Project	39-41
XVII Various Employment Generation Schemes/Employment Promotion programme	42-50
Statistical Tables (Table No. 1A-14)	51-171
List of State Public Service Commissions/Railway Recruitment Boards	172-177

LIST OF STATISTICAL TABLES

Table No.	Title	Page No.
1A	Vacancies for Graduate & above in the Various Branches of Engineering by Pay Levels during 2019-20	51-53
1B	Vacancies for Graduate & above in the Various Branches of Engineering according to Work-Experience during 2019-20	54
1C	State-wise and Sector-wise Vacancies in the Various Branches of Engineering for Graduate & above during 2019-20	55
2A	Vacancies for Graduate & above in the Various Branches of Technology by Pay Levels during 2019-20	56-58
2B	Vacancies for Graduate & above in the Various Branches of Technology according to Work-Experience during 2019-20	59
2C	State-wise and Sector-wise Vacancies in the Various Branches of Technology for Graduate & above during 2019-20	60
3A	Vacancies for Graduate & above in the Various Branches of Agricultural Science by Pay Levels during 2019-20	61-63
3B	Vacancies for Graduate & above in the Various Branches of Agricultural Science according to Work- Experience during 2019-20	64
3C	State-wise and Sector-wise Vacancies in the Various Branches of Agricultural Science for Graduate & above 2019-20	65
4A	Vacancies for Graduate & above in the Various Branches of Medicine by Pay Levels (2019-20)	66-68
4B	Vacancies for Graduate & above in the Various Branches of Medicine according to Work Experience (2019-20)	69
4C	State-wise and Sector-wise Vacancies in the Various Branches of Medicine for Graduate & above during 2019-20	70
5A	Vacancies for Graduate & above in the Various Branches of Natural Science by Pay Levels during 2019-20	71-73
5B	Vacancies for Graduate & above in the Various Branches of Natural Science according to Work-Experience during 2019-20	74
5C	State-wise and Sector-wise Vacancies in the Various Branches of Natural Science for Graduate & above during 2019-20	75
6A	Vacancies for Graduate & above in the Various Branches of Social Science including Education/Teaching by Pay Levels during 2019-20	76-78
6B	Vacancies for Graduate & above in the Various Branches of Social Science including Education/Teaching according to Work-Experience during 2019-20	79
6C	State-wise and Sector-wise Vacancies in the Various Branches of Social Science including Education/Teaching for Graduate & above during 2019-20	80
7A	Vacancies for Graduate & above in Other Miscellaneous Disciplines by Pay Levels during 2019-20	81-83
7B	Vacancies for Graduate & above in Other Miscellaneous Disciplines according to Work-Experience during 2019-20	84
7C	State-wise & Sector-wise Vacancies in Other Miscellaneous Disciplines for Graduate & above during 2019-20	85

Table No.	Title	Page No.
8A	Distribution of Vacancies for Graduates & above by Branches of Study & Sectors of Establishments during 2019-20	86
8B	Distribution of Vacancies for Graduates & above according to Grade Pay Levels during the year 2019-20	87
8C	Distribution of Vacancies for Graduates & above according to Experience during the year 2019-20	88
8D	Distribution of vacancies for Graduates & above State-wise and Branches of Study-wise during 2019-20	89
8E	Distribution of Vacancies for Graduates & above by Nature of the Employment during 2019-20	90
9A	Distribution of Vacancies for Diploma Holders by Branches of Study & Sector of Establishments during 2019-20	91
9B	Distribution of vacancies for Diploma Holders according to Branches of Study and Grade Pay Ranges during 2019-20	92
9C	Distribution of Vacancies for Diploma Holders according to Experience during the year 2019-20	93
9D	Distribution of Vacancies for Diploma holders State-wise and Branches of Study-Wise during 2019-20	94
9E	Distribution of Vacancies for Diploma holders by Nature of the Employment during 2019-20	95
10	State-wise Dispersion of Various Vacancies for Non-Graduates including ITIs during 2019-20	96
11A	Distribution of Deputation Vacancies by Branches of Study & Sector of Establishments during 2019-20	97
11B	Distribution of Deputation Vacancies according to Branches of Study and Grade Pay Ranges during 2019-20	98
11C	Distribution of Deputation Vacancies according to Experience during the year 2019-20	99
11D	Distribution of Deputation Vacancies State-wise and Branches of Study-Wise during 2019-20	100
11E	Distribution of Deputation Vacancies according to Various Subjects during 2019-20	101-105
12A	Discipline-wise vacancies notified for Diploma holders & Graduates during 2018-19 & 2019-20	106
12B(i)	Discipline-wise out-turn of Graduates/Post Graduates during the year 2018-19 & 2019-20	107
12B(ii)	Discipline-wise Out-turn of Doctorate Degree awarded during the year 2018-19 & 2019-20	108
12C	Distribution of vacancies for Graduates, Post Graduates, and Diploma holders notified according to Various Subjects during the year 2018-19 and 2019-20	109-114
13	Type of vacancies for which suitable candidates could not be found by UPSC during the year 2019-20	115-123
14	Vacancies which could not be filled by State Public Service Commissions, Railway Recruitment Boards, Staff Selection Commission and ASRB for want of suitable applicants during the year 2019-20	124-171

INTRODUCTION

(Scope, Coverage, Limitations)

This publication, the 41th issue in the series of "Bulletin on Job-Opportunities in India" brought out by Directorate General of Employment (DGE) in Ministry of Labour & Employment. The study contains information about Job-opportunities that were available during 2019-20 for job-seekers holding graduate post-graduate, Doctorates in disciplines of engineering, technology, agriculture, medicine, natural sciences, social sciences including teaching and other miscellaneous subjects/disciplines. Moreover, Job opportunities for Diploma holders, Middle school, High School and Senior Secondary and ITIs pass job seekers have been analyzed. Furthermore, deputation for service personnel has been reported as well.

2. All possible efforts were made to collect information about Job-opportunities during 2019-20, advertised by employers both in public and private sector through major recruiting agencies, such as Union Public Service Commission (UPSC), State Public Service Commission (SPSCs), Railway Recruitment Boards (RRBs) and Staff Selection Commission as well as those notified by Employment Exchanges including Central Employment Exchange, New Delhi. However, vacancies, which might have occurred but were not notified to either of the above agencies, could not be taken into account in this study.

3. The information presented in this study has been analyzed according to various disciplines of studies and sectors of employment, namely Central Government, State Governments, Quasi-Government, Local Bodies and Private Sector. Vacancies have also been analyzed according to three pay level ranges viz., per-mensem level-1 up-to level-5, level-6 to level-9 and level-10 & above. The vacancies, which could not be filled up by UPSC & State Public Service Commissions & Railway Recruitment Boards in India for want of suitable candidates, have also been highlighted in Chapter- XV.

4. The information pertaining to opportunities for diploma holders has been given in Chapter- IX and the opportunities in respect of middle school, high school & senior secondary school and ITIs has been analyzed and presented in Chapter-X. Thus, the study presents a factual scenario of job opportunities all over India.

5. The information pertaining to deputation opportunities has been analysed and presented at Chapter-XI of this publication. It includes analysis of deputation opportunities according to various pay level ranges, sectors of economy, branches of study, etc., and thus, depicts in nutshell a crisp view of deputation opportunities available across the country.

6. State/Union Territory-wise vacancies have been identified based on State/Union Territory of concerned Department/agency by which vacancies have been notified; if vacancies appeared in advertisements have not been specifically categorized place of posting.
7. The information on Universities/Institutions of national importance is collected through Annual Reports, All India Survey on Higher Education 2019-20 by Department of Higher Education. The information is based on 1019 (97.70%) out of 1043 Universities/Institutions of national importance during 2019-20.
8. The information received from Employment Exchanges through Career Planning Information (CP-I) return has also been incorporated along-with vacancies compiled through Employment News for the year, 2019-20. The response from Employment Exchanges all over the country remained 45%.
9. The information received on category of vacancies/occupations which could not be filled up by the UPSC, SSC, SPSCs and RRBs during the year 2019-20 mainly relates to UPSC, 29 State Public Service Commissions, 21 Railway Recruitment Boards and Indian Council of Agricultural Research. The response position had been of the order of 65%.
10. Reference period was taken from 1st April, 2019 to 31st March, 2020 for compiling of the data. Most of the information/data presented in this Bulletin is based on actual responses.
11. The totals shown in the write up as well as in different tables may not tally due to rounding off.
12. Data covered under the Bulletin has been based on real matrices. It is expected that the information contained in this Bulletin will prove to be of immense value not only to students, Vocational Guidance Officers, Counselors, Career Masters, Universities/Research Institutions, Job-seekers and others interested in the various aspects of careers but also to various categories of service personnel/professionals interested to serve other Departments/Ministries on transfer on deputation for gaining varied experience and other benefits.

KEY HIGHLIGHTS OF JOB OPPORTUNITIES 2019-20

Coverage of Job opportunities:

❖ This Job Bulletin covers all the vacancies/job opportunities notified through Employment Exchanges including Central Employment Exchange, Union Public Service Commission, State Public Service Commissions, Railway Recruitment Boards and Agricultural Scientists Recruitment Board etc. during 2019-20.

❖ The vacancies/job opportunities are categorized in 4 broad categories; 1) **Graduates/Post-Graduates/Ph.D. holders** 2) **Diploma holders** 3) **Non-Graduates** and 4) **Vacancies for transfer on deputation**. During 2019-20, a total of **3,80,185** vacancies were notified, out of which **3,01,733** vacancies were for Graduates/Post-Graduates/Ph.D. holders, **35,927** for Diploma holders, **35,513** vacancies for Non-Graduates including ITIs and total **7,012** vacancies were available for deputation from all calculate sources e. g. vacancies published in the employment newspapers and by all Employment Exchanges in India.

Job-opportunities by Sectors:

❖ The analysis of all vacancies notified during 2019-20 according to various sectors of employment shows that 61% of the vacancies were notified by private establishments followed by 20.10% in Quasi-Government, 12.70% in Central Government, 5.96% in State Government and 0.23% in Local Bodies.

Job-opportunities by Disciplines:

❖ The distribution of vacancies notified during 2019-20 by faculties shows that the maximum 63.54% vacancies were notified for Miscellaneous Disciplines (pass graduates in Science, Arts & Commerce, Business Management & Administration, Banking, Music, Company Secretaryship, Hotel Management & other unspecified vacancies), followed by 21.15% for Engineers & Technologists, 7.70% for Social Scientists including Teaching, 3.61% for Natural Scientists, 3.30% for Medical Personnel and 0.79% for Agricultural & Allied Scientists

Job-opportunities by Pay-Levels:

❖ About 44.74% of the vacancies were notified in the pay level 10 & above during 2019-20 followed by 41.29% of jobs offered in the pay levels 1-5 and 13.97% in the pay levels 6-9.

Job-opportunities by Experience:

❖ Almost 82.13% of the vacancies were open to freshers and 17.87% vacancies were offered to persons having some experience during 2019-20 notified for all categories.

Job-opportunities by Nature of Employment:

❖ Almost 55.35% of the vacancies were published on contractual/temporary basis followed by 42.77% offered on regular basis and 1.88% vacancies were offered to service personnel on deputation basis during 2019-20 notified for all categories.

Job-opportunities by States/UTs:

❖ Among States/UTs, all vacancies notified during 2019-20 the maximum share was of Maharashtra with 53.8% vacancies followed by 10.2% vacancies in Delhi, 6.8% in Gujarat, 2.7% in Himachal Pradesh. The vacancies which could not be classified by location are 14.63%. Rest of the vacancies shared by other States/UTs.

Job opportunities through NCS Portal

As per the data available total number of vacancies uploaded on NCS portal for the period 2019-20 were 30,00,492. Besides these, 3,83,696 job vacancies were available through job fairs conducted under NCS (online as well as offline) and 6,66,573 vacancies were available through job fairs organized by all State Employment Exchanges in the country.

Out-turn from Universities:

Out-turn of Graduates/Post-Graduates from universities during the year 2019-20 was 75, 71,085 as against 79, 74,779 in the year 2018-19.

The number of persons awarded Doctorate Degree in various disciplines during 2019-20 was 38,986 as against 40,813 during 2018-19.

However, imbalance between passed out candidates and job opportunities available in the economy may have often re-directed the youth towards higher education/training for further enhancement of educational/professional qualifications and taking up self-employment ventures. Bulk of them have higher aspirations/expectations as their life goals and remained to continue preparation for various competitive examinations/achieving the desired results.

JOB BULLETIN 2019-20 - AN OVERVIEW

One of the major concerns of Job-seekers; Vocational Guidance Officers; Employment Officers and Manpower Planners in the present economic scenario is to find out areas/disciplines which have significant employment potential as also those areas/occupations in which shortage of manpower is experienced by employers so as to guide youth coming out of Schools/Universities into productive channels of employment.

This Job Bulletin covers all the vacancies/job opportunities notified through Union Public Service Commission, State Public Service Commissions, Railway Recruitment Boards, Employment Exchanges including Central Employment Exchange and Agricultural Scientists Recruitment Board, etc. during 2019-20.

Classification of Vacancies:

In this bulletin the vacancies notified during 2019-20 have been classified under 208 heads under 7 different field's i.e. (i) Engineering, (ii) Technology, (iii) Agriculture, (iv) Medicine, (v) Natural Sciences, (vi) Social Sciences including teaching and (vii) other Miscellaneous subjects/disciplines.

Segregation of all vacancies:


The analysis of vacancies/job opportunities are categorized in 4 broad categories; 1) **Graduates/Post-Graduates/Ph.D. holders**, 2) **Diploma holders**, 3) **Non-Graduates including ITIs** and 4) **Vacancies for transfer on Deputation Basis**.

The details of vacancies notified for **Graduates/Post-Graduates/Ph.D. holders** have been given in Chapter-I to Chapter-VII & its summary in Chapter-VIII. Chapter-IX highlights the vacancies for Diploma holders. The vacancies notified for Non-graduates including ITIs are presented in Chapter-X and the vacancies for deputation personnel are covered in Chapter-XI. The Chapter-XII presents overall scenario of all vacancies notified during 2019-20 as well as out-turn of Graduates/Post-Graduates/Ph.D. holders from Universities.

Over all Scenario of vacancies:

As per present study 3,80,185 various kind of vacancies emerged in the economy during 2019-20. These vacancies include 3,01,733 vacancies notified for graduates/post-graduates/doctorates, 35,927 for diploma holders, 35,513 for non-graduates including ITIs and 7,012 deputation vacancies.

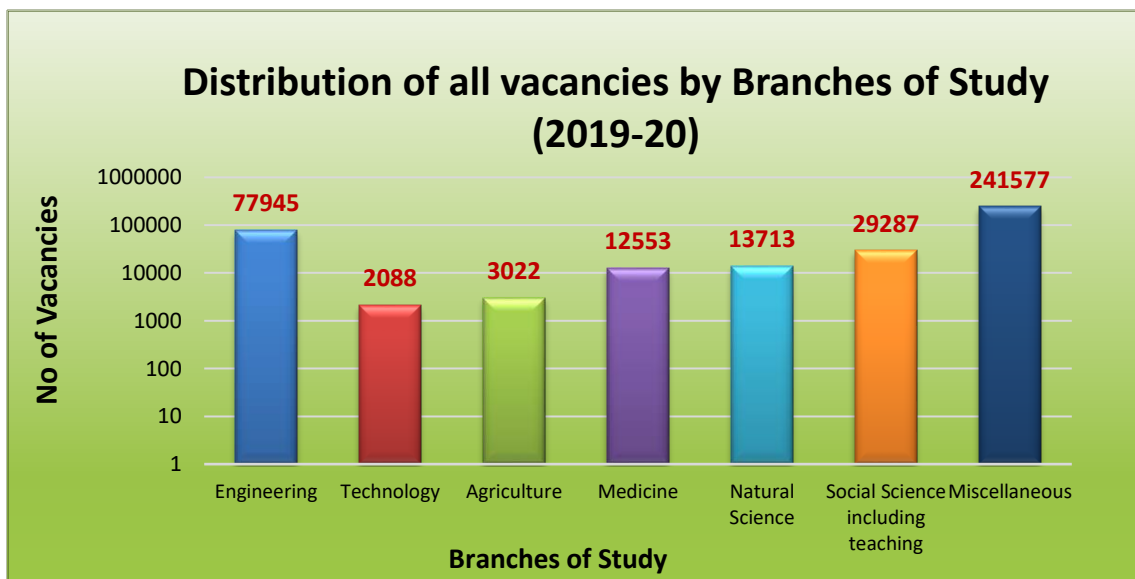
Figure-1



Branch wise distribution:

In 2019-20, maximum 2,41,577 vacancies were offered in miscellaneous disciplines (pass graduates in Science, Arts & Commerce, Business Management & Administration, Banking, Music, Company Secretaryship, Hotel management & other unspecified vacancies) having 63.54% share in total vacancies. Rest of the vacancies notified under Engineering & Technology taken together were 80,033, Social Science including Education/Teaching 29,287, Natural Science 13,713, Medicine 12,553 and Agriculture shared 3,022 vacancies.

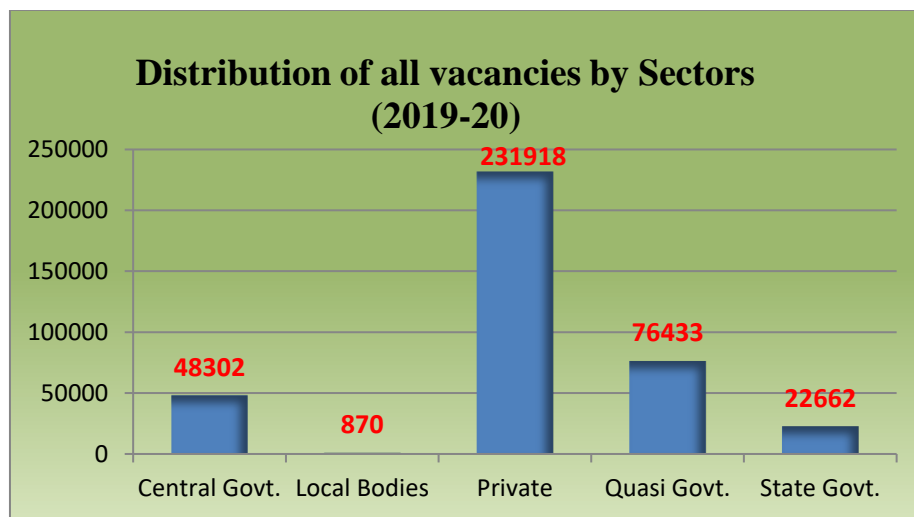
Figure-2



Sector-wise break up:

Sector-wise break up of all vacancies notified in 2019-20 shows that 2,31,918 vacancies were from Private Establishments, and 76,433 from Quasi-Government followed by 48,302 from Central Government, 22,662 from State Government and 870 from Local Bodies.

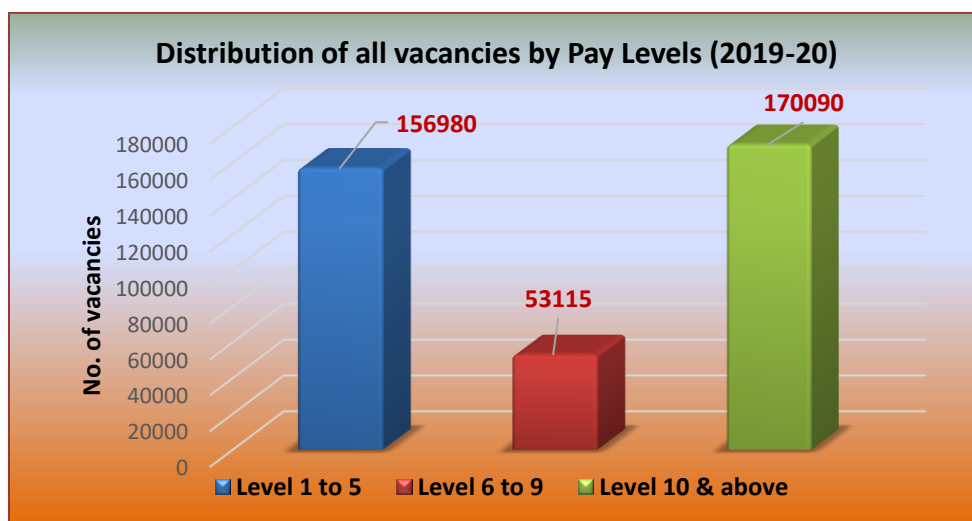
Figure-3



Pay levels wise distribution:

All the vacancies available in 2019-20 under three pay levels ranges reveals that there were 1,56,980 vacancies in the pay levels 1-5 followed by 1,70,090 vacancies in the pay level 10 & above and 53,115 in the pay levels 6-9.

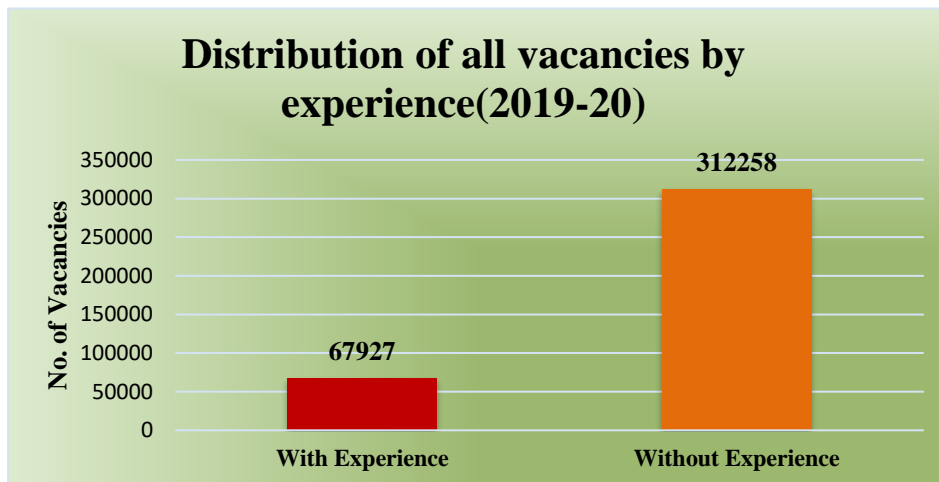
Figure-4



Distribution of vacancies by Experience:

The majority of jobs during 2019-20 were open to freshers. Out of total jobs, opportunities (82.13%) jobs did not require any previous work experience during 2019-20.

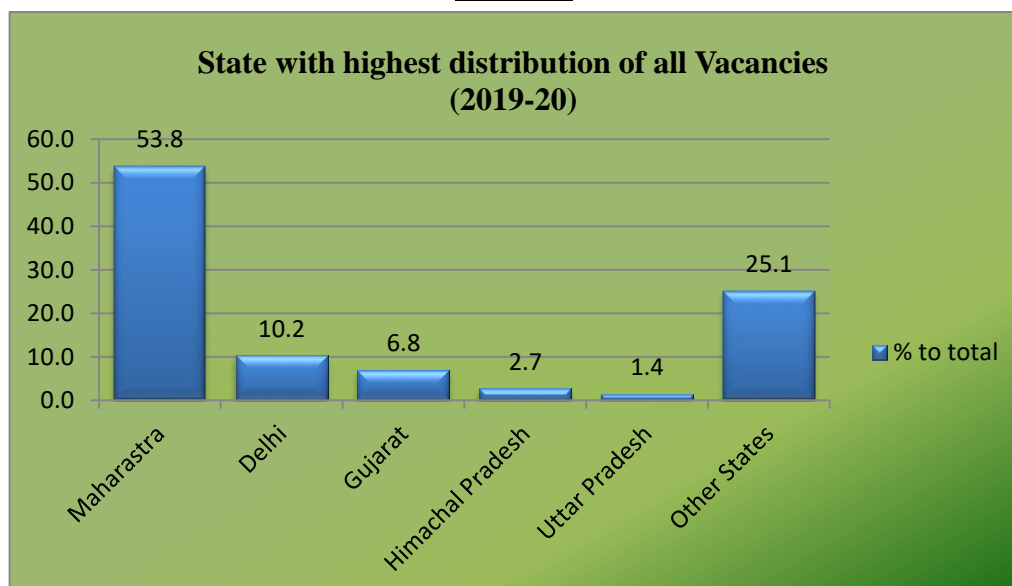
Figure-5



State-wise break up of all vacancies:

Analysis of total vacancies according to States/UTs shows that Maharashtra had maximum share with 53.76% vacancies followed by 14.63% of the vacancies could not be classified by location, 10.22% vacancies in Delhi, 6.85% in Gujarat, 2.68% in Himachal Pradesh , 1.48% in Uttar Pradesh and the residual of 9.03% job opportunities were shared by other States/Union Territories. The State with highest distribution of all vacancies during 2019-20 may be seen in the following Figure.


Figure-6



Distribution of vacancies by Nature of Employment:

Almost 55.35% of the vacancies were published on contractual/temporary basis followed by 42.77% offered on regular basis and 1.88% vacancies were offered to service personnel on deputation basis during 2019-20 notified for all categories.

Figure -7

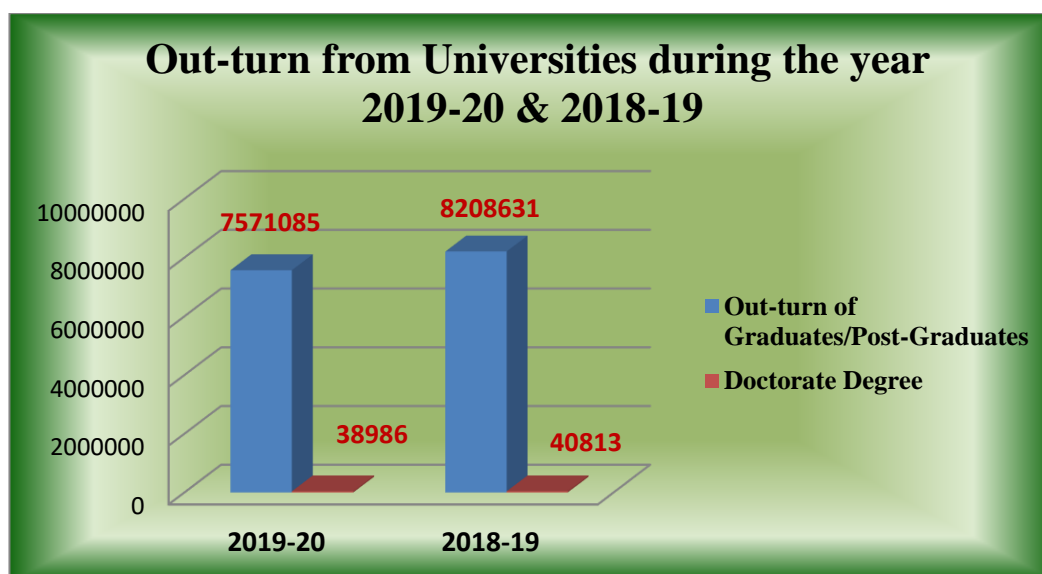


Out-turn from Universities:

Out-turn of Graduates/Post-Graduates from universities during the year 2019-20 was 75,71,085 as against 82,02,631 in the year 2018-19.

The number of persons awarded Doctorate Degree in various disciplines during 2019-20 was 38,986 as against 40,813 during 2018-19.

Figure-8



Union Public Service Commission vacancies:

The Union Public Service Commission looks after the task of recruitment for Government of India. Employing departments of Central Government send proposals related to personnel requirement to U.P.S.C. The UPSC conducts recruitment through examination as well as interview method. In 2019-20, UPSC conducted total 15 examinations, 11 for recruitment of civil services/posts and 4 for defence services. A total of 4,351 candidates were recommended for appointment to various posts. Of these 2,892 candidates (including 2765 + 127 through reserve list) for Civil services/posts and 1,459 candidates for Defence Services/posts were recommended.

Union Public Service Commission issued advertisement for 1,310 posts through direct recruitment. Out of which 962 posts were finalized, recommending 879 candidates for various posts and could not find suitable candidates for 83 posts as a result of interviews under direct recruitment by selection. The details are given in Chapter-XIII.

Staff Selection Commission vacancies:

The Commission is mandated with the task of making recruitment of all Group 'B' (Non-Gazetted) and Group 'C' (Non-Technical) posts in various Ministries/ Departments of the Government of India and their Attached and Subordinate Offices except those posts which are specifically exempted from the purview of the Commission. The Staff Selection Commission has a nationwide network of nine Regional/Sub-Regional Offices. The Commission nominated 14,594 candidates, out of which 14,098 for appointment to various posts through 4 All India Open Examinations and 496 candidates against Selection Posts during the year 2019-20. The details may be seen in Chapter-XIV.

Shortage areas/occupations:

Acquaintance about trends in national and emerging global labour market is the need of the hour. Therefore, chapters- XV of this study present shortage areas/occupations as reported by various recruiting agencies. The details/reasons regarding vacancies which could not be filled up by UPSC, State Public Service Commissions, Staff Selection Commission, Railway Recruitment Boards are spell out in this chapter.

National Career Service Project:

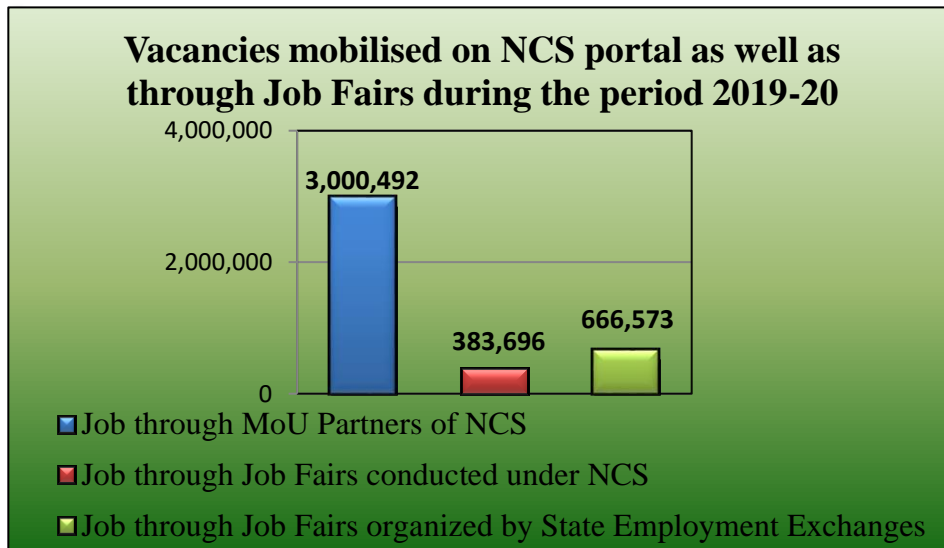
Employment generation, job creation and skill development directly impact the economic growth of a nation. Ministry of labour and Employment drives policy formulation and its implementations thus impacting various stake holders namely jobseekers and job providers and employment players such as industry associations, academia, employers, job portals as well as other ministries, state government etc. which call for the need of real time data on employments and wages.

The Ministry of Labour & Employment is implementing the National Career Service (NCS) Project as a Mission Mode Project for transformation of the National Employment Service to provide a variety of employment related services like job matching, career counseling, vocational guidance, information on skill development courses, apprenticeship, internships etc. The NCS Project has envisaged setting up of Model Career Centre’s (MCCs) in collaboration with States and other institutions to deliver employment related services. The interlinking of all employment exchanges with the NCS Portal has been evolved on the latter stage of implementation of NCS. The portal has also a rich career information repository.

Job opportunities through NCS Portal:

NCS portal has a job fair module to streamline the process of job fair activity on a single online platform by engaging all stakeholders i.e. career centers, nodal officers, job seekers and employers. As per the data available total number of vacancies uploaded on NCS portal for the period 2019-20 were 30,00,492 through MoU partners of NCS, other employers and placement organizations.

Figure-9



The total 3,83,696 job vacancies were available through 2004 job fairs conducted under NCS (online as well as offline) and 6,66,573 vacancies were available through 3085 job fairs organized by all State Employment Exchanges in the country. The details may be seen in Chapter-XVI.

Various employment generation schemes as well as employment promotion programmes have been launched by Govt. of India through various Ministry/Department for generating employment and improving employability are given in brief in Chapter-XVII. The details of these schemes/programmes are available on the website of concerned Ministry/Department.

The tables 1-14 relating to different chapters may be referred for detailed information.

CHAPTER-I

JOB-OPPORTUNITIES IN THE VARIOUS BRANCHES OF ENGINEERING

Classification of Vacancies:

1.1 Engineering vacancies notified during 2019-20 have been classified under 35 heads (Table 1A-1C). It may, however, be pointed out that such vacancy notifications, where employing establishments failed to mention specific qualifications required, and left them in non-classifiable category, have been shown and classified under the head "Engineers- Unspecified". Vacancies meant for combination of two or more allied subjects have been suitably grouped as Architecture-Civil, Electrical-Mechanical & Mechanical-Metallurgical, etc. Pay levels 1 to 5 of the 7th CPC includes posts like Technical Assistant, Project Associate, Technician, Supervisors etc.

1.2 Out of total 3,01,733 job-opportunities identified during 2019-20 in category Graduates and above 38,307 vacancies for engineers were notified as against 24,463 during 2018-19.

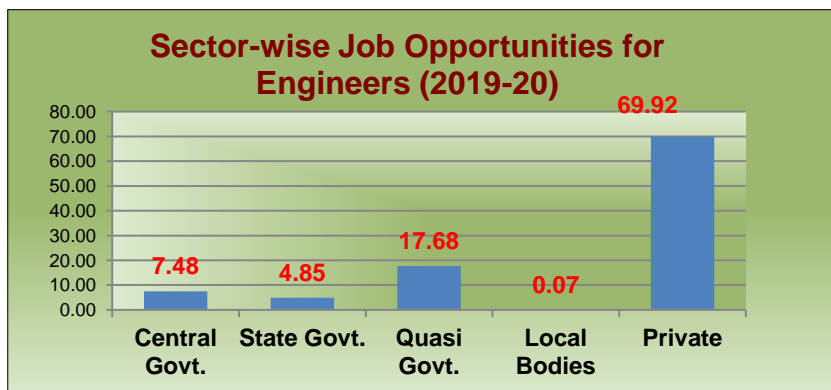
Job-opportunities by Branch of Engineering:

1.3 The study of vacancies notified during 2019-20 according to various branches of engineering indicates that out of 38,307 vacancies, 74.68% for Civil (including Municipal), 5.87% for Computer Engineering, 3.69% each for Mechanical Engineering, 2.57% falls under the head "Engineers- Unspecified", 2.82% for Electronics & Electrical Microwave/Communication (including Radio), 2.19% for Architecture/Civil Engineering, 1.72% for Electrical Engineering, 1.34% for Chemical Engineering, 1.25% Mining, Production (Method, Safety, Planning & Industrial etc.) and rests of the opportunities were shared by other subjects.

Engineering Vacancies by Sector of Employers:

1.4 An analysis of engineering vacancies notified during 2019-20 according to sector of employing establishments has revealed that 69.92% in private establishments, 17.68% in Quasi-Govt., 7.48% of total vacancies arose in Central Govt., 4.85% in State Govt., and 0.07% in local bodies.

Figure-10



Engineering Job offers by Pay-Ranges:

1.5 Analysis of Job-offers made to engineers during 2019-20 according to pay level ranges reveals that majority of the vacancies i.e. 83.32% of jobs offered in the pay levels 10 & above, 14.21% were carrying Job-offers in the pay levels 6-9 and the rest 2.47% in the pay levels 1-5.

Job opportunities for Fresh Engineers:

1.6 It is interesting to note that out of all the vacancies meant for engineers during 2019-20, 80.71% vacancies were offered to freshers. Most of these fresh job openings belonged to Mechanical/Electrical, Computer, Electrical/ Microwave/ Communications (including Radio), Electrical, Mechanical, Civil (including Municipal), Mining, Mechanical/Metallurgical, Production (Methods, Safety, Planning, and Manufacturing & Industrial etc.), Architecture/Civil, Telecommunication/Line Communication and Chemical Engineering. The Box-1 indicates distribution of percentage of vacancies for engineering degree holders with or without work experience.

Box-1: Distribution of Vacancies for Engineers by Experience		
Work experience	Number of vacancies notified	
	2018-19	2019-20
With experience	5,118 (20.92%)	7390 (19.29%)
Without experience	19,345 (79.08%)	30917 (80.71%)
Total	24,463	38,307

State-wise dispersion of Job opportunities:

1.7 The study of job opportunities made out of vacancy notifications of 2019-20 meant for engineering personnel according to the location of employing establishments, showed that 70.79% came from Maharashtra followed by 11.83% from Delhi, 4.04% from Gujarat, 3% from West Bengal and about 1.65% each from Uttar Pradesh, Uttarakhand, Karnataka and Kerala. Others are from rest of the states.

Distribution of vacancies by Nature of Employment:

Almost 62.27% of the vacancies were published on contractual/temporary basis followed by 35.68% offered on regular basis and 2.04% vacancies were offered to service personnel on deputation basis during 2019-20 notified for all categories.

Note: Statistical details of this Chapter have been given in **Table no. 1A, 1B & 1C.**

CHAPTER- II

JOB-OPPORTUNITIES IN THE VARIOUS BRANCHES OF TECHNOLOGY

Classification of Vacancies:

2.1 The vacancies notified for various technological areas have been classified under 26 heads (Table 2A-2C). The last head of vacancies includes such of the vacancies, where employing establishments either prescribed certain combination of qualifications or no specific qualifications. Pay levels 1 to 5 of the 7th CPC includes posts like Food Service Instructor, Food Inspector, Alcohol Technologists, Manager Cluster Quality, Glass Replacement Technician, Glass Furnace operators, fashion developer, wholesaler, merchandiser, garment manufacturer, deal associate, fashion importer, and exporter, product director etc.

2.2 During 2019-20, out of total 3,01,733 vacancies notified with qualification graduates and above, 369 under the various branches of Technology.

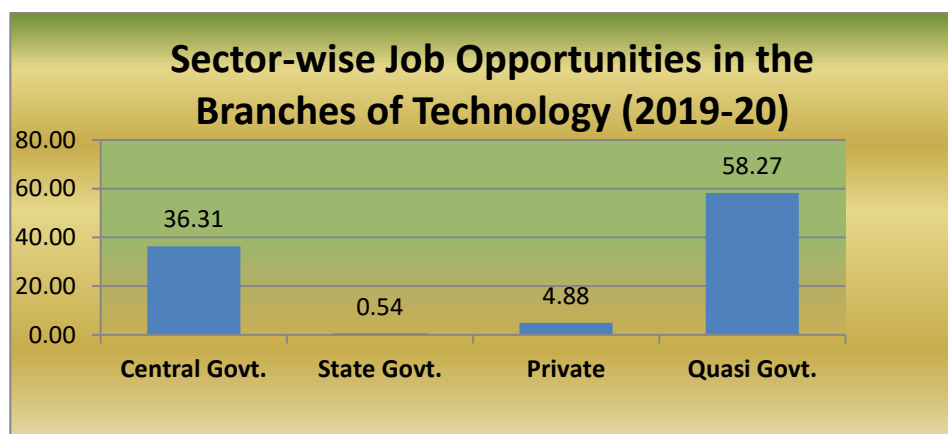
Job opportunities by Branches of Technology:

2.3 The study of vacancies notified in 2019-20 according to various technological areas shows that 44.44% of job-opportunities offered under head Other (unspecified) Technological Subjects, followed by 14.63% in Textile, 8.67% in Food Technology, 8.13% for Plastic, 5.42% in Chemical, 4.88% in Pharmaceutical & Fine Chemicals, 4.61% for Printing 2.98% for Petroleum, 2.44% for Textile, Dyeing & Printing . Remaining opportunities were shared by all other technological subjects.

Vacancies of Technologists by Sector of Employers:

2.4 Analysis of vacancies offered to technologists during 2019-20 according to sector of employing establishments has revealed that 58.27% of these job-opportunities belonged to Quasi Government followed by 36.31% to Central Government, 0.54% to State Government and 4.88% shared by Private Establishments.

Figure -11



Job offers according to Pay-Ranges:

2.5 Analysis of job offers made to technologists in 2019-20 according to the pay levels shows that 45.26% vacancies belonged to the level-10 & above followed by 34.14% job opportunities offered to the pay levels 6-9 and 20.60% job-offered in the pay levels 1-5.

Job-opportunities for Fresh Technologists:

2.6 Analysis of Job-offers made to technologists during 2019-20 according to work experience shows that 82.66% vacancies were offered to persons having some previous experience whereas 17.34% vacancies were offered to freshers. The following Box gives distribution of vacancies for degree holder technologists with or without work experience.

Box-2: Distribution of Vacancies in the Branches of Technology by Experience	
Work experience	Number of vacancies notified
With experience	305 (82.66%)
Without experience	64 (17.34%)
Total	369

State-wise Dispersion of Job-opportunities:

2.7 The study of job opportunities offered during 2019-20 through vacancy notifications meant for technologists by location of employing establishments reveals that 40.65% from Delhi followed by 13.55% from Maharashtra, 9.76% from Haryana, 7.32% from Uttar Pradesh and 7.32% goes to vacancies not specified with location followed by 4.34% from Madhya Pradesh, 3.25% from Karnataka, 2.17% from Punjab and approx 2% each shared by Jammu & Kashmir, Kerala, Meghalaya, Telangana and Tripura and. Remaining States/UTs shared the residual of job-opportunities for technologists.

Note: Statistical details of this Chapter have been given in **Table no. 2A, 2B & 2C.**

CHAPTER- III

JOB OPPORTUNITIES IN THE VARIOUS BRANCHES OF AGRICULTURAL SCIENCE

Classification of Vacancies:

3.1 The vacancies notified in the various branches of agricultural science have been classified into 30 broad categories (Table 3A-3C). The 30th category, namely "Other Agricultural Subjects" takes care of all such vacancy notifications where employing establishments did not mention their specific qualification requirements. Pay levels 1 to 5 of the 7th CPC includes post like Environmental specialists, Agriculture science teachers, Agricultural journalists, Agricultural Economists, Pest control managers, Farm managers, Agronomists, Fishery biologists, Animal scientists, Agricultural veterinarians etc.

3.2 During 2019-20, out of the total 3,01,733 job-opportunities with qualification graduates and above, 2,863 were notified under the branches of Agriculture Science.

Job-opportunities by Branches of Agricultural Science:

3.3 The study of vacancies notified in 2019-20 according to branches of agriculture & allied science reveals that out of a total of 2,863 vacancies, 33.11% by Agronomy 21.20% job-opportunities were from Agricultural Botany, 11.04% from Veterinary Science & Animal Husbandry, 10.83% from Agriculture Bacteriology, 4.92% from Agriculture Sociology, 4.16% shared by Other Agricultural Subjects, 3.81% from Horticulture, 1.57% by Agriculture Marketing, 1.29% from Agriculture Economics and rest of the vacancies shared by Poultry Farming, Plant Breeding and Genetics etc.

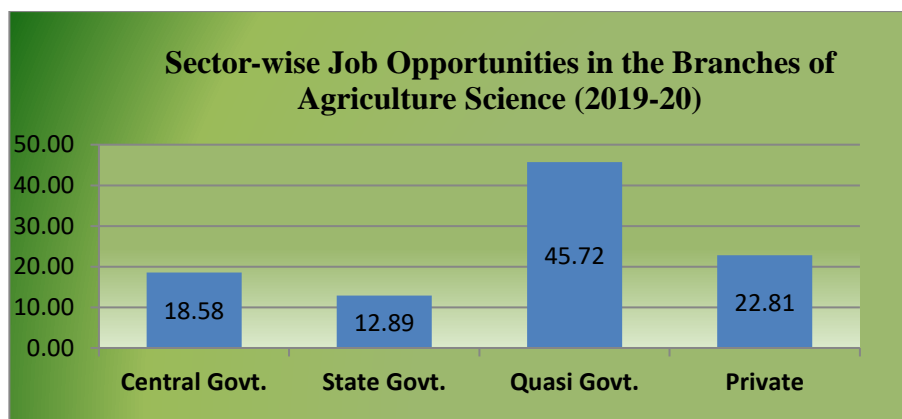
Job offers according to Pay-Ranges:

3.5 The study of job-opportunities notified for agricultural & allied scientists according to the pay levels reveals that 46.63% of total vacancies notified during 2019-20 belonged to the pay level-10 & above, 41.04% belonged to the pay levels 6-9 and remaining 12.33% jobs fell in the pay levels 1-5.

Job opportunities to Agricultural Scientists by Sector of Employers:

3.4 During 2019-20, analysis of vacancies according to Sector of employing establishments indicates that a significant proportion of i.e. 45.72% of total job-opportunities were offered by Quasi Government, 22.81% by Private Sector, 18.58% by Central Government and remaining 12.89% shared by State Governments.

Figure-12



Job openings for Freshers:

3.6 It is interesting to find that out of all vacancies, among those meant for scientists in the field of agriculture & allied disciplines in 2019-20, a total of 79.32% job openings were meant for those having no work experience. Such job-opportunities belonged to branches of Agronomy, Agriculture Marketing, Agriculture Botany, Horticulture, Mycology & Plant Pathology, Other agriculture subjects (Unclassified) have major share. The distribution of vacancies work experience wise is indicated in the following Box:

Box-3: Distribution of Vacancies in the Branches of Agriculture Science by experience	
Work experience	No. of vacancies offered
With experience	592 (20.68%)
Without experience	2,271 (79.32%)
Total	2,863

State-wise Dispersion of Job-opportunities:

3.7 Analysis of Job-opportunities offered during 2019-20 through vacancy notifications meant for agricultural & allied scientists according to location of employing establishments shows that 38% of jobs belonged to Maharashtra, a major share of 32.66% goes to vacancies which could not be classified by States & UTs, 7.16% to Delhi, 5.80% to Uttar Pradesh, 5.41% to Kerala, 3.70% to Himachal Pradesh and 1.36% to Telangana, 1.01% to Andaman & Nicobar and remaining shared by other states and UTs.

Note: Statistical details of this Chapter have been given in Table no. 3A, 3B & 3C.

CHAPTER – IV

JOB OPPORTUNITIES IN THE VARIOUS BRANCHES OF MEDICINE

Classification of Vacancies:

4.1 The vacancies notified in the various branches of medicine have been classified into 38 categories (Table 4A-4C). The last category namely; "Medical Specialists & Unspecified Others" represents all such vacancies for which employing establishments did not mention specific specialization & qualification requirements. Pay levels 1 to 5 of the 7th CPC includes posts like Laboratory Technician, Radiographer, Senior Laboratory Assistant and Patient Care Manager (PCM) etc.

4.2 During 2019-20, 10,047 job opportunities pertained medical personnel out of total 3,01,733 vacancies notified with qualification Graduate and above.

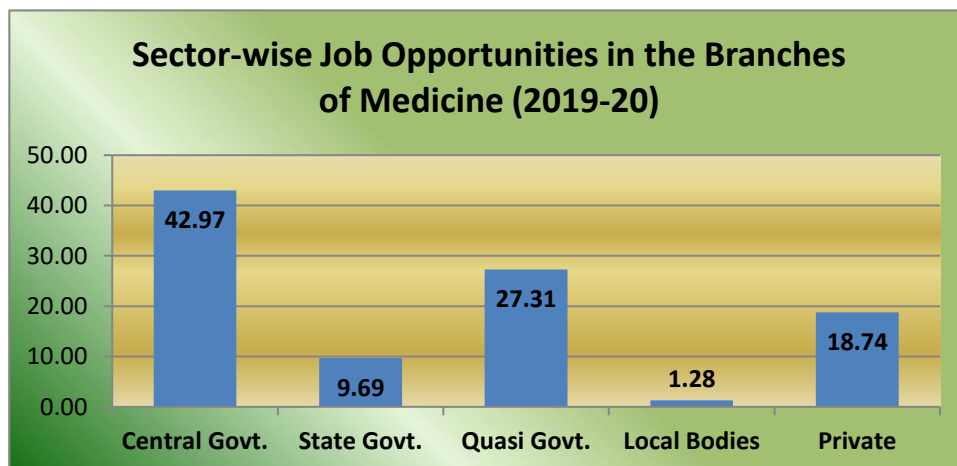
Job-opportunities by Branches of Medicine:

4.3 The study of vacancies notified in 2019-20 according to branches of medical science reveals that out of total 10,047 job opportunities meant for medical personnel, 36.04% belonged to Nursing, 35.27% belonged to Allopathic Medicine (MBBS), 10.62% vacancies goes to Medical Specialists and Unspecified Others (MD/MS/Ph. D), 2.74% to Clinical Pathology and Bacteriology, 1.57% to Pharmacy, 1.34% to Ayurveda, 1.20% to Medical Radiology & Electrology, 1.02% each to Anesthesia & General Surgery. Rest of the vacancies shared by other medical branches.

Job opportunities by Sector of Employers:

4.4 Analysis of vacancies notified in 2019-20 according to sector of employing establishments shows that 42.97% job-opportunities for medical personnel came from Central Government, 27.31% from Quasi Government, 18.74% from establishments of Private Sector and 9.69% from State Governments and Local Bodies offered 1.25% of the total job opportunities for medical personnel.

Figure -13



Job offers according to Pay-Ranges:

4.5 The study of job offers made to medical personnel according to the pay levels reveals that 57.65% of total vacancies notified during 2019-20 belonged to the pay level 10 & above, the share of pay levels 6-9, is 27.52% and remaining 14.83% belonged to the pay levels 1-5.

Job Openings for Freshers:

4.6 Analysis of job offers made to medical personnel according to work experience shows that during 2019-20 66.88% were meant for those having some previous work experience and 33.12% vacancies were offered to freshers. Such job opportunities related to areas of Allopathic Medicine (MBBS), Medical Pharmacology, Ophthalmic Medicine & Surgery, Nursing, Pharmacy, Medical Bio-Chemistry, Medical Radiology & Electrology, etc. The distribution of vacancies with or without experience is indicated in the following Box:

Box-4: Distribution of Vacancies in the Branches of Medicine by Experience	
Work experience	No. of vacancies offered
With experience	6,719 (66.88%)
Without experience	3,328 (33.12%)
Total	10,047

State-wise Dispersion of Job-opportunities:

4.7 Analysis of job-opportunities offered during 2019-20 through vacancy notifications for medical personnel according to location of employing establishments reveals that 30.96% of job-opportunities originated from Delhi, followed by 24.33% from Maharashtra, 9.70% from Himachal Pradesh, 5.98% from Bihar, 5.06% from Odisha, 5.05% from Uttarakhand, 3.76% from Uttar Pradesh, 3.11% from Puducherry, 1.64% each from Rajasthan and Kerala, 1.27% each from West Bengal, Meghalaya and Gujarat. Remaining States/UTs shared the residual job opportunities whereas 0.91% of the vacancies could not be classified by States/UTs.

Note: Statistical details of this Chapter have been given in **Table no. 4A, 4B & 4C.**

CHAPTER- V

JOB OPPORTUNITIES IN THE VARIOUS BRANCHES OF NATURAL SCIENCE

Classification of Vacancies:

5.1 The vacancies notified in the various branches of Natural Science have been classified under 24 heads (Table 5A-5C). The last head "Combination of Natural Science Subjects" includes such vacancies wherein employing establishments have not precisely mentioned required qualifications. Pay levels 1 to 5 of the 7th CPC includes posts like Environmental Science and Protection Technicians, Geological and Petroleum Technicians, Natural Sciences Managers, Geoscientists, Zoologists and Wildlife Biologists etc.

5.2 A total of 13,080 job-opportunities under the branches of Natural Science with qualification Graduate and above were notified during 2019-20.


Job-opportunities by Branches of Natural Science:

5.3 The study of vacancies notified according to branches of natural science in 2019-20 reveals that out of a total of 13,080 job-opportunities, 78.88% of the opportunities belonged to the combination of Natural Science Subjects, 4.75% to Physics, Chemistry and Mathematics, 3.82% to Physics, 3.49% to Chemistry, 2.19% to Geology, 1.36% to Botany, 1.13% to Zoology, 0.97% to Biology, 0.63% to Geophysics, 0.54% each to Microbiology and Chemistry.

Job opportunities by Sector of Employers:

5.4 Analysis of vacancies according to sectors of employing establishments shows that 78.14% of the total vacancies during 2019-20 were shared by Private Sector, 9.81% shared by Central Government, 9.33% of jobs were contributed by Quasi-Government, 2.71% by State Governments and remaining 0.01% by Local Bodies.

Figure-14



Job offers according to Pay-Ranges:

5.5 The study of Job-offers made to natural scientists according to the pay levels in 2019-20 reveals that 87.55% offered in the pay level 10 above, 8.28% of the total vacancies carried pay levels 6-9 and remaining 4.17% vacancies offered to the pay levels 1-5.

Job-opportunities for Freshers:

5.6 A total of 84.25% of total job-opportunities during 2019-20 meant for natural scientists went to fresh entrants into the world of work and 15.75% vacancies were offered to person having some experience. Such jobs had arisen in field of combination of Physics, Chemistry and Mathematics (PCM), Chemistry, Geology Physics, Biology, various combinations of Natural Science Subjects, Botany etc. The distribution of vacancies with or without experience is indicated in the following Box:

Box-5: Distribution of Vacancies under the Branches of Natural Science by experience	
Work experience	No. of vacancies offered
With experience	2,060 (15.75%)
Without experience	11,020 (84.25%)
Total	13,080

State-wise Dispersion of Job-opportunities:

5.7 The job-opportunities notified for natural scientists during 2019-20 according to location of employing establishments, analyzed State-wise, show that Gujarat had a maximum share of 77.65%, followed by Delhi 7.40%, Maharashtra 2.35%, Uttar Pradesh 2.22%, Uttarakhand 2.06%, Kerala 1.45%, West Bengal 0.69%, 0.72% vacancies could not be classified by location. Other States & Union Territories shared residual job-opportunities.

Note: Statistical details of this Chapter have been given in **Table no. 5A, 5B & 5C.**

CHAPTER- VI

JOB OPPORTUNITIES IN THE VARIOUS BRANCHES OF SOCIAL SCIENCE & TEACHERS

Classification of Vacancies:

6.1 The vacancies notified in the various branches of Social Science & Teachers have been classified into 30 heads (Table 6A-6C). The last category shown as 'other social science subjects' includes all such vacancies, which were not classifiable under a specific category, as vacancy notifications did not mention a single & precise qualification requirement for the post. Pay levels 1 to 5 of the 7th CPC includes posts like Sociologist, Economist, Social Worker, Content Developer-social science, Research Associate/Manager and Statistician etc.

6.2 Out of total 3,01,733 job-opportunities identified with qualification Graduate and above during 2019-20, social science branches & teachers enjoyed a share of 8.52% (25,699).


Job opportunities by Branches of Social Science:

6.3 The study of job-opportunities for year 2019-20 according to branches of social science shows that 38.62% of vacancies were meant for branch of Psychology, 22.22% for Education/Teaching, 4.77% for Law, 4.26% for Cost & Works Accountancy, 4.19% to Hindi, 3.27% for Mathematics, 2.70% for English, 2.49% for Language, 2.43% for Chartered Accountancy, 2.25% shared by Other Social Science Subjects, 2.07% for Accountancy and rest of the vacancies shared by other remaining Social Science branches.

Job opportunities by Sector of Employers:

6.4 Analysis of vacancies according to sector of employing establishments shows that 50.82% of total job-opportunities in 2019-20 meant for social scientists and teachers came from Private Sector, 22.11% from Central Government, 15.96% from Quasi Government, 10.83% from State Governments and remaining 0.28% shared by Local Bodies.

Figure-15



Job offers according to Pay-Ranges:

6.5. The study of job offers made to social scientists during 2019-20 according to the pay levels reveals that 70.99% of total vacancies were notified for the pay level 10 & above, 4.65% belonged to the pay levels 1-5 and remaining 24.37% vacancies offered to the pay levels 6-9.

Job-opportunities for Freshers:

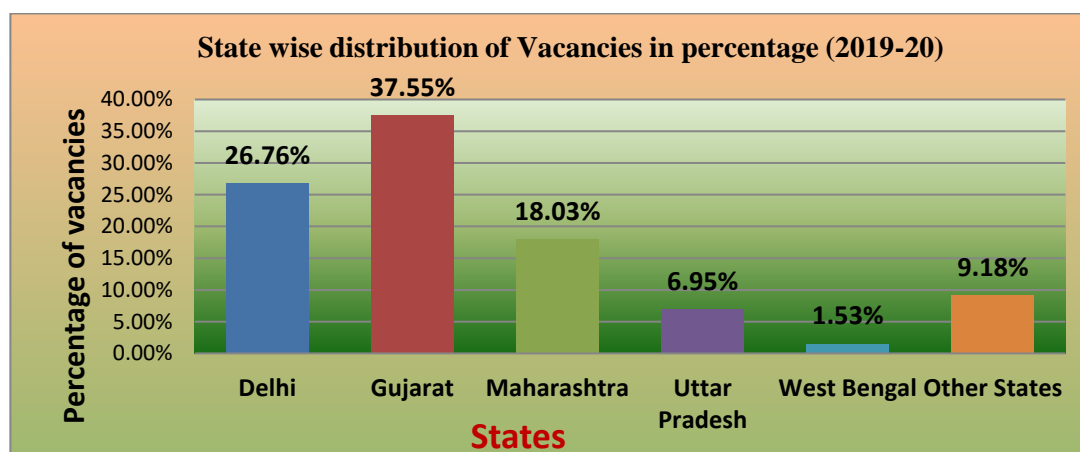
6.6. The jobseekers desirous of entering into world of work may be encouraged to find that bulk of Job-opportunities i.e. 61.22% were offered in 2019-20 to freshers having no previous work experience requirement. Such job openings for freshers in 2019-20 arose in Accountancy Management, Education/Teaching, Law, Accountancy, Chartered Accountancy, English, Accountancy, Cost & work, Hindi, Other Social Science Subjects, The distribution of vacancies with or without experience is shown in the following Box:

Box-6: Distribution of Vacancies under the Branches of Social Science by experience	
Work experience	No. of vacancies offered
With experience	9,965 (38.78%)
Without experience	15,734 (61.22%)
Total	25,699

State-wise Dispersion of Job-opportunities:

6.7 The job-opportunities notified in 2019-20 for social scientists and teachers according to location of employing establishments show that 37.55% of job-opportunities were shared by Gujarat, followed by 26.76% Delhi, 18.03% by Maharashtra, 6.95% by Uttar Pradesh, 1.53% by West Bengal, 1.40% of vacancies could not be classified by location, 0.84% by Telangana, 0.77 by Madhya Pradesh and remaining jobs were shared by other States & Union Territories.

Figure-16



Note: Statistical details of this Chapter have been given in **Table no. 6A, 6B & 6C.**

CHAPTER – VII

JOB OPPORTUNITIES IN MISCELLANEOUS DISCIPLINES

7.1 This chapter provides a review of Job-opportunities that emerged out of vacancy notifications meant for Honors & Pass-course Graduates in residual disciplines (Arts, Science & Commerce) including Post Graduates/ Ph.D holders in miscellaneous disciplines. An attempt has, therefore, been made to give a complete account of all Job-opportunities through coverage of even miscellaneous vacancies as identified from various sources mentioned in the introductory part of this Bulletin. These miscellaneous areas, inter-alia, include Job-opportunities in disciplines such as commercial art, journalism, library science, company secretary-ship, banking, hotel management, catering & nutrition, physical education & music etc. It is worth to mention here that Graduates can improve their job prospects by acquiring Post Graduates/ Ph.D Degrees in either of fields enumerated above. Out of total 3,01,733 job-opportunities identified with qualification Graduate and above during 2019-20, 2,11,368 vacancies (70.05%) goes to miscellaneous disciplines.

Classification of vacancies in miscellaneous disciplines:

7.2 This chapter presents vacancies notified for Graduates/Post Graduates/Ph.D. holders which were not classifiable under a specific category as vacancy notifications did not clearly mention precise qualifications required for the posts. These vacancies have been classified under 25 heads (Table 7A-7C). Hence, the last head includes all such combined nature of unspecified vacancies.

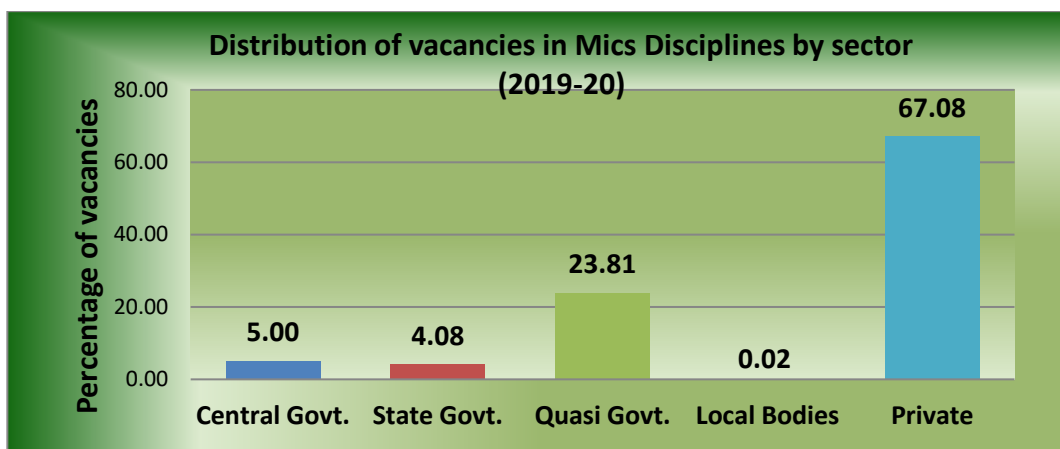
Job opportunities by Branches:

7.3 The study of job-opportunities during 2019-20 according to branches/disciplines reveals that many of vacancies 91.82% pertained to Pass Graduates in Arts, Science and Commerce suitable for office work, 6.05% to Industrial Management/Business Management & Administration, 0.53% to Physical Education, 0.51% to other vacancies (unspecified), 0.24% to Library Science and 0.23% shared by Research Methodology.

Job-opportunities by Sector of Employers:

7.4 Analysis of vacancies according to sectors of employing establishments indicates that nearly 67.08% of total job-opportunities in miscellaneous disciplines during 2019-20 were offered by Private Establishments, followed by 23.81% by Quasi Government, 5.00% by Central Government, State Governments contributed 4.08%, where as Local Bodies shared 0.02% of the vacancies.

Figure-17



Job-opportunities-according to Pay Levels:

7.5 The study of job offers in vacancies in miscellaneous disciplines during 2019-20 under the pay levels reveals that 49.24% of total vacancies were for the pay levels 1-5, 37.23% for the pay level 10 & above, 13.53% of job offers carried Only in the pay levels 6-9.

Job-opportunities for Freshers:

7.6 **89.29%** of total job-opportunities in miscellaneous disciplines during 2019-20, did not require any previous work experience as out of a total of 2,11,368 job-opportunities as many as 1,88,741 were offered to fresh entrants. These opportunities belonged to Graduates in Arts, Science and Commerce suitable for office work, Industrial Management/Business Management & Administration, Arts Commercial, Arts, Fine, Secretarial and Commercial Work & Practices and Library Science. A chunk of 1,94,077 vacancies covered under Pass-Graduates group which incorporates various combinations of subjects.

Box-7: Distribution of Vacancies in Miscellaneous Disciplines by experience	
Work experience	No. of vacancies offered
With experience	22,627 (10.71%)
Without experience	1,88,741 (89.29%)
Total	2,11,368

State-wise Dispersion of job-opportunities:

7.7 The job-opportunities notified in 2019-20 by employing establishments in miscellaneous disciplines according to location indicate that job-seekers in-Maharashtra enjoyed maximum 65.27% of total job-opportunities notified with qualification Graduate and above. The vacancies which could not be classified by location are 21.86%. Other employers who contributed belonged to States of Delhi 4.12%, Gujarat 2.05% and Bihar & Himachal Pradesh 1.08%. Remaining States/UTs shared rest of the job-opportunities.

Note: Statistical details of this Chapter have been given in **Table no. 7A, 7B & 7C.**

CHAPTER -VIII

SAMMARY OF PREVIOUS CHAPTERS

8.1 This chapter presents the overall analysis of vacancies notified for Graduates/ Post Graduates/Ph. D. holders, besides, presenting principle findings of all discipline/faculties discussed in Chapter-1 to Chapter-7. The demand in terms of all vacancies for Graduates/ Post Graduates/Ph. D. holders has been analyzed, wherein scanning of these vacancies culminated through the out-turn from Universities/Institutions.

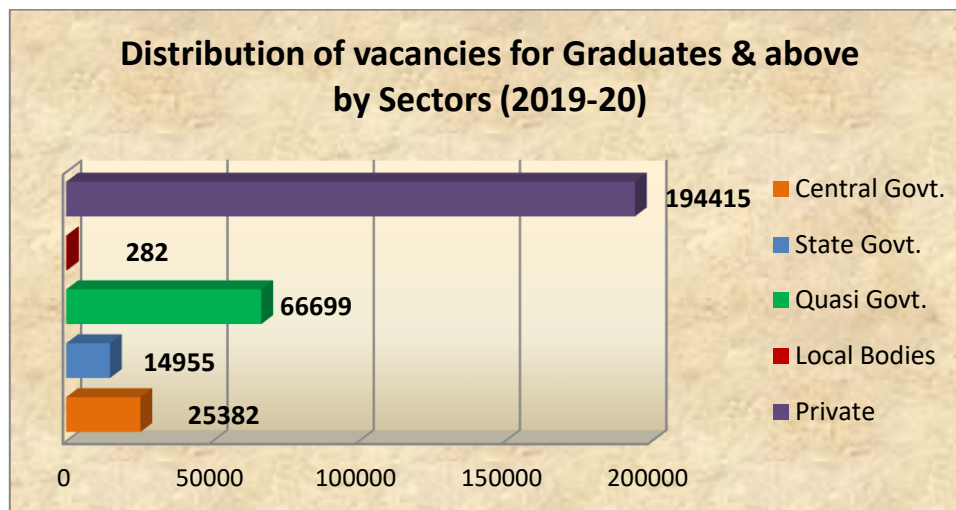
Job Opportunities by Branches:

8.2 Analysis of vacancies for Graduates/ Post Graduates/Ph. D. holders by branches of study suggests that out of total 3,01,733 vacancies, a chunk of vacancies 2,11,368 (70.05%) were covered under Vacancies in Miscellaneous Disciplines, 12.70% vacancies were covered by Engineers, 8.52% by Social Science including Education/Teaching, 4.33% by Natural Science and rest of the vacancies were shared by Technologist, Medicine and Agriculture Branches.

Job Opportunities by Sector of Employers:

8.3 Major portion of vacancies for Graduates/ Post Graduates/Ph. D. holders during 2019-20 was 1, 94,415 (64.43%) from Private Sector, followed by 22.11% from Quasi Government, 8.41% by Central Government, 4.96% from State Government and Local Bodies shared 0.09%.

Figure-18



Job Opportunities According to the Pay Levels:

8.4 The study of job offers made in respect of Graduates/ Post Graduates/Ph. D. holders during 2019-20 under three pay levels reveals that 48.92% of total vacancies carried by the pay level 10 & above, 36.02% carried by the pay levels 1-5 and remaining 15.06% were offered to pay level 6-9.

Job-opportunities for Freshers:

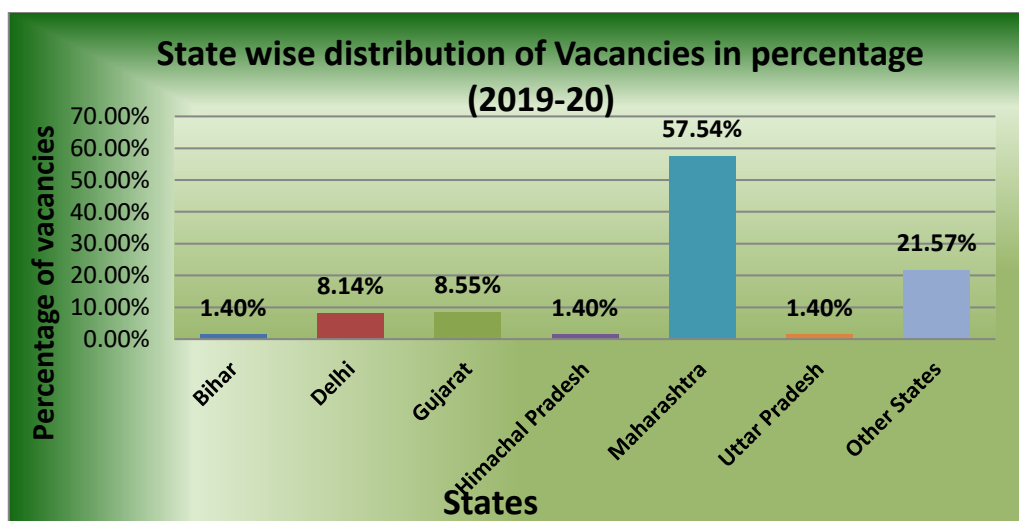
8.5 83.54% of total job-opportunities for Graduates/ Post Graduates/Ph. D. holders offered during 2019-20, did not require any previous work experience as out of a total of 3,01,733 job-opportunities as many as 2,52,075 were offered to fresh entrants.

Box-8: Distribution of Vacancies by experience	
Work experience	Number of vacancies notified
With experience	49,658 (16.46%)
Without experience	2,52,075 (83.54%)
Total	3,01,733

State-wise Dispersion of Vacancies:

8.6 The opportunities for Graduates/ Post Graduates/Ph. D. holders notified in 2019-20 by employing establishments according to locations indicate that a bulk of these vacancies 57.54% originated in Maharashtra followed by 15.88% of these could not be classified by location, 8.55% in Gujarat and 8.14% followed by Delhi, approx 1.4% each in Bihar, Himachal Pradesh and Uttar Pradesh. Remaining of the residual opportunities was shared by other States/Union Territories.

Figure-19



Distribution of vacancies by Nature of Employment:

8.7 62.27% of total job-opportunities offered to graduate and above candidates on contractual/Temporary basis followed by 35.68% jobs recruited on regular basis and remaining 2.04% offered to service personnel on deputation basis.

Note: Statistical details of this Chapter have been given in **Table no. 8A, 8B, 8C, 8D & 8E.**

CHAPTER -IX

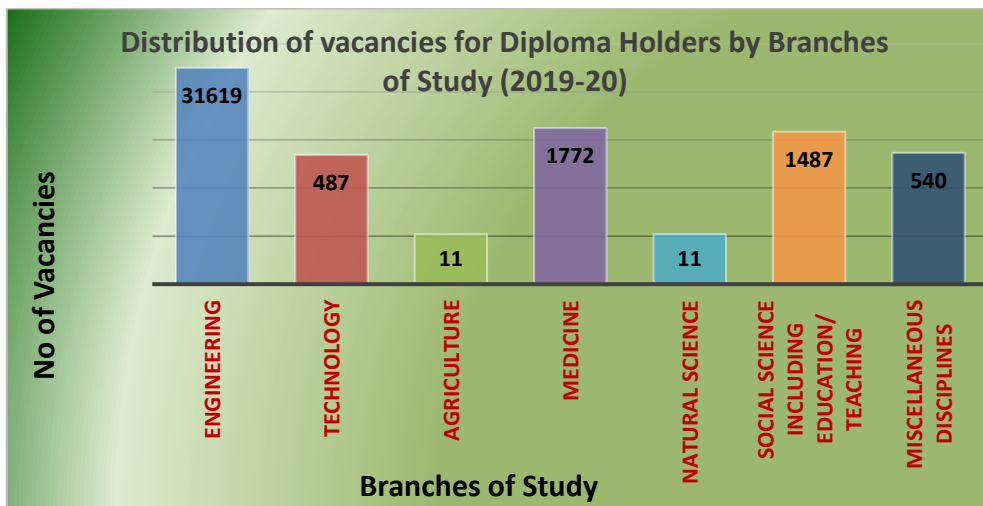
JOB-OPPORTUNITIES FOR DIPLOMA HOLDERS

9.1 In this chapter, vacancies meant for unemployed jobseekers having qualification of Diploma holders have been covered. These technical/functional/operational vacancies were meant for diploma holder job-seekers and covered variety of vacancies like Junior Engineer, Computer Operators, Cashier and Data Entry Operators etc. These major portion of vacancies are meant for Group 'B' & 'C'.

Job Opportunities for Diploma holders by Branches:

9.2 Analysis of vacancies for diploma holders by branches of study suggests that out of total 35,927 vacancies, a chunk of vacancies 31,619 (88.01%) were covered by Engineers, 1,772 (4.93%) under Vacancies in Medicine, 1,487 (4.14%) vacancies by Social Scientists including Education/Teaching, 540 (1.5%) vacancies were covered under Miscellaneous Disciplines and rest of the vacancies were shared by Technologist, Natural Scientists and Agriculture.

Figure-20

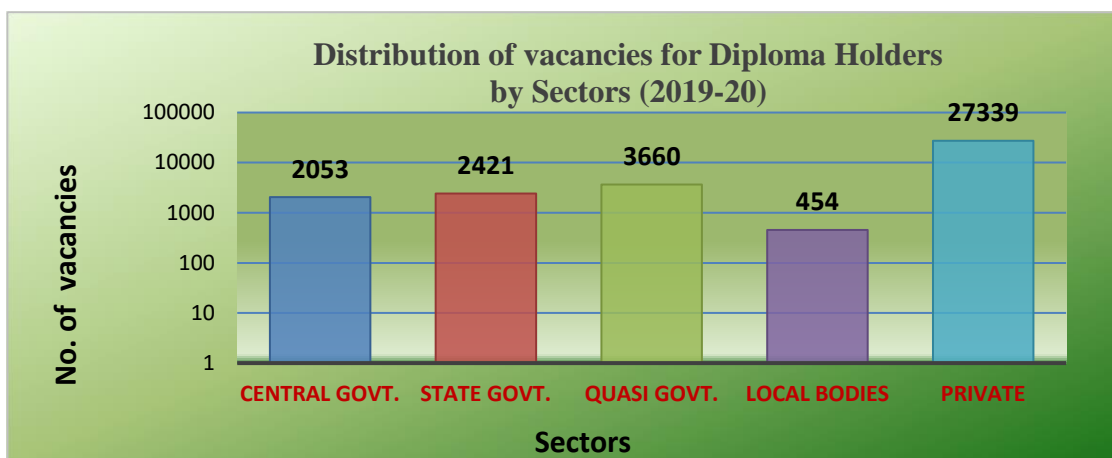


9.3 Further, insight of subject-wise distribution of vacancies for diploma holders suggests that maximum share 77.42% has been attributed to Civil Engineers (including Municipal), followed by 4.11% to Education/Teaching, 2.64% to Nursing, 2.19% to Engineers Unspecified. Remaining portion is shared by other subjects in different branches of study amongst 208 subjects identified for the study.

Job Opportunities for Diploma holders by Sector of Employers:

9.4 Major portion of vacancies for diploma holders during 2019-20 was 76.10% from Private Sector, followed by 10.19% from Quasi Government, 6.74% from State Government, 5.71% from Central Government and Local Bodies shared 1.26%.

Figure-21



Job Opportunities for Diploma holders according to the Pay Levels:

9.5 The study of job offers made in respect of diploma holders during 2019-20 under three pay levels reveals that 19,573 (54.48%) of total vacancies carried by the pay level 10 & above, pay levels 1-5 carried 11,995 (33.39%) the and remaining 4359 (12.13%) were offered by pay levels 6-9.

Job-opportunities for Freshers:

9.6 89.97% of total job-opportunities for diploma holders offered during 2019-20, did not require any previous work experience as out of a total of 35,927 job-opportunities as many as 32,323 were offered to fresh entrants.

Box-9: Distribution of Vacancies for Diploma holders by Experience	
Work experience	Number of vacancies notified
With experience	3,604 (10.03%)
Without experience	32,323 (89.97%)
Total	35,927

State-Wise Dispersion of Job Vacancies:

9.7 The opportunities for diploma holders notified in 2019-20 by employing establishments according to locations indicate that a bulk of these vacancies 77.31% originated in Maharashtra followed by 5.57% in Delhi, 3.99% in Bihar, 2.06% in Himachal Pradesh and around 1.5% each was offered by Karnataka Telangana, West Bengal & unspecified Location. Remaining of the residual opportunities for diploma holders were shared by other States/Union Territories.

Distribution of vacancies by Nature of Employment:

9.8 89.56% of total job-opportunities offered to Diploma holders offered on regular basis followed by 9.78% on contractual/Temporary basis and remaining 0.66% offered to service personnel on deputation basis.

Note: Statistical details of this Chapter have been given in Table no. 9A, 9B, 9C, 9D & 9E.

CHAPTER -X

JOB-OPPORTUNITIES FOR NON-GRADUATES INCLUDING ITIs

10.1 In this chapter, vacancies meant for unemployed jobseekers having qualification of Middle School, High School, (10+2)/Senior Secondary School and ITI passed out have been covered. These vacancies are meant for Group 'C' including ITI back ground.

10.2 Vacancies covered for Middle School pass include Peon, Chowkidar, Majdoor, Farash, Coolie, Mali etc. whereas vacancies for High School pass cover Driver, Clerks, Office Attendant, Dispatch Rider, Store Keeper, Box Potter, Gang-man etc. Similarly, vacancies for Senior Secondary School pass comprised of Office Assistants, Clerks (Typist), Computer Operators, Supervisors, Warden, and Court Masters etc.

10.3 Group "C" technical functional/operational vacancies were meant for ITI pass Job seekers, and covered variety of vacancies like Fitter, Tool Maker, Die Maker, Motor Mechanic, Electrician, Pump Operator, Technician and Plumber etc.

Job Opportunities by Branches:

10.4 Analysis of various vacancies by branches suggests that out of total (35,513) vacancies, a bulk of vacancies (41.56%) were offered to High School pass followed by 34.98% Sr. Secondary School and rest of the opportunities were offered to Middle School pass and ITI pass out.

Job-opportunities for Freshers:

10.5 It may further be inferred that under these categories of opportunities, major share (78.32%) of the job opportunities was available for freshers, and 21.68% opportunities were meant for experienced. The branch & experience-wise details of vacancies are given in the following Box.

Box-10A: Distribution of Vacancies by Branches & Experience				
S. No.	Qualification	With Experience	Without Experience	Total
1	Middle School	153	529	682
2	High School	2634	12124	14758
3	Sr. Sec. School	3370	9053	12423
4	ITIs	1543	6107	7650
	Total	7700	27813	35513

Job Opportunities According to Grade Pay:

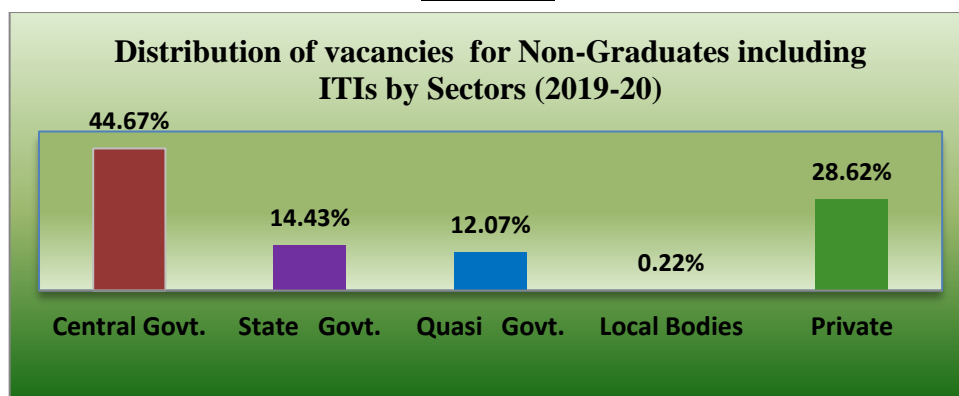
10.6 99.32% vacancies offered under these categories fell within the pay levels 1-6.

Job Opportunities to Non Graduates by Sector of Employment:

10.7 Major portion of vacancies to non-graduates offered by various sector of employment were 44.67% from Central Govt., 28.62% followed by Private Sector, 14.43% by State Govt., 12.07% Quasi Government, and 0.22% by Local Bodies. The details are given in Box-10B.

Box-10B: Distribution of Opportunities for Non-Graduates by Sectors							
S. No	Qualification	SECTORS					Total
		CG	SG	QG	LB	PVT.	
1	Middle School	215	148	152	43	124	682
2	High School	6794	1209	1599	29	5127	14758
3	Sr. Sec. School	6576	3752	646	5	1444	12423
4	ITIs	2277	15	1889	-	3469	7650
	Total	15862	5124	4286	77	10164	35513
		44.67%	14.43%	12.07%	0.22%	28.62%	

Figure-22



State-wise Dispersion of Vacancies:

10.8 Taking all qualifications together, major share was offered by Delhi (21.60%) followed by Delhi followed by 19.13% vacancies could not be classified by States/UTs, 16.86% by Himachal Pradesh, 10.58% Rajasthan, 7.90% by Maharashtra and remaining was shared by other States/UTs.

Qualification-wise Dispersion of Vacancies:

10.9 Qualification-wise dispersion of vacancies showed scattered pattern. In case of Middle School, Haryana offered 148 vacancies followed by 111 in Uttar Pradesh, 100 in Rajasthan, Kerala and Tamil Nadu. High School qualified persons were offered maximum vacancies by Delhi 3142, followed by 2781 in Himachal Pradesh, 2217 vacancies of this category could not be classified by States/UTs, 1936 in Maharashtra, 624 in West Bengal and remaining by rest of the States/UTs. Similarly, Senior Secondary School pass 4248 vacancies could not be classified by States/UTs, followed by 3188 in Himachal Pradesh and 3032 in Delhi. For Technicians job offers varied from that of others qualified above. Rajasthan notched up the first place by offering 3532 jobs followed by 1482 by Delhi. The details are given in **Table 10**.

CHAPTER – XI

JOB OPPORTUNITIES FOR SERVICE PERSONNEL

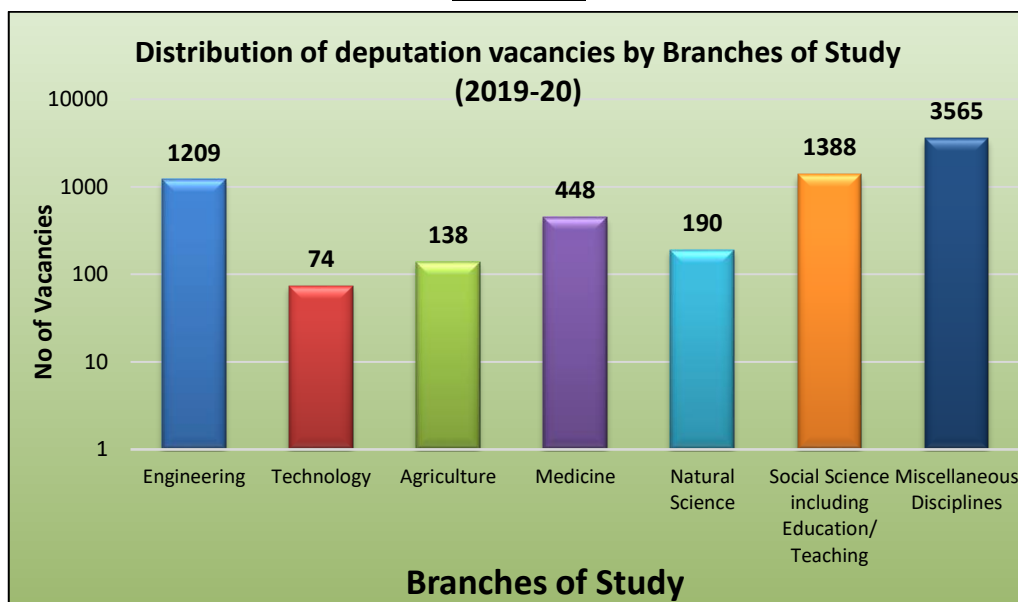
11.1 In this chapter, vacancies meant for civil servants/working service personnel/persons with regular employment have been covered. These vacancies have been termed as deputation vacancies. Deputation means the services of a Government servant, with the sanction of the competent authority, borrowed by other Department/Ministry/Undertaking etc., for a period of minimum one year extendable to a maximum period of three years. Under certain circumstances, period can be extended beyond 3 years too. While in service, the Government servant is allowed the pension and leave benefits, if he continued in Government Service.

11.2 In the present chapter, deputation covers only those appointments/circulations that are made by transfer on deputation on a temporary/absorption basis provided the transfer is outside the normal field of deployment and is in the public interest. Deputation vacancies (7,012) covered in this chapter pertained to those vacancies which have either been circulated or published in Employment News during 2019-20.

Deputation Opportunities by Branches & Subjects:

11.3 Analysis of deputation vacancies by branches of study suggests that out of total 7,012 vacancies, a chunk of vacancies 3,565 (50.84%) were covered under Miscellaneous Vacancies for Graduates, (19.79%) vacancies by Social Scientists including Education/Teaching, (17.24%) vacancies were covered by Engineers. Rest of the deputation vacancies were shared by Medicine (6.39%), Natural Scientists (2.71%), Agriculture (1.97%) and Technologist (1.06%).

Figure-23

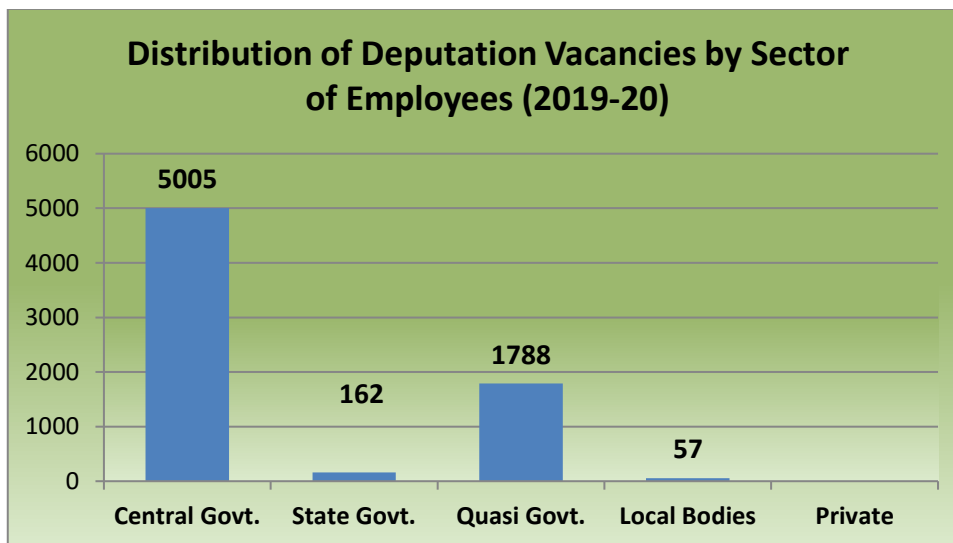


11.4 Further, insight of subject-wise distribution of deputation opportunities suggests that maximum share (32.50%) has been attributed to pass Graduates suitable for office work followed by (10.18%) Other Unspecified Vacancies, 4.34% to Civil (including Municipal), 3.34% to Secretarial and Commercial Work Practices, 3.08% to Accountancy, 2.95% to Law, 2.92% each from Computer & Nursing, 2.88% to Mathematics, 2.75% to Industrial Management/Business Management & Administration, 2.47% to Cost & Works Accountancy, 1.95% to Engineers Unspecified, 1.85% to Physics-Chemistry & Mathematics, 1.58% each to Chartered Accountancy, Architecture Civil and Aircraft Maintenance. 1.25% each from Allopathic Medicine (MBBS), Sociology/Social Work/Social Science and Statistics. Remaining portion is shared by other subjects in different branches of study amongst 208 subjects identified for the study.

Deputation Opportunities by Sector of Employers:

11.5 Major portion of deputation vacancies during 2019-20 was from Central Government 5,005 (71.38%) followed by Quasi Government 1,788 (25.50%). State Government 162 (2.31%) and Local Bodies shared 57 (0.81%). Private Sector had no role to play in such vacancies.

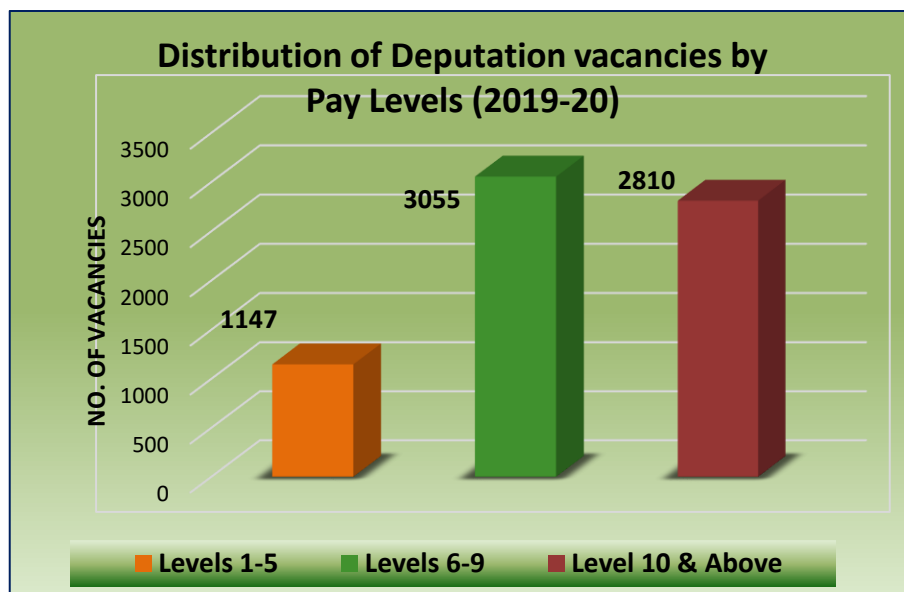
Figure-24



Deputation Opportunities According to the Pay Levels:

11.6 The study of job offers made in respect of transfer on deputation during 2019-20 under pay levels reveals that (43.60%) of total deputation vacancies carried by pay levels 6-9, (40.10%) by the pay level 10 & above and remaining (16.40%) were in between pay level-1-5.

Figure -25



Job-opportunities by Experience:

11.7 99.33% of total job-opportunities for deputation offered to the persons having previous work experience during 2019-20, as out of a total of 7,012 job-opportunities as many as 6,965 were offered to experienced.

Box-11: Distribution of Deputation Vacancies by experience	
Work experience	Number of vacancies notified
With experience	6,965 (99.33%)
Without experience	47 (0.67%)
Total	7,012

State-wise Dispersion of Deputation Vacancies:

11.8 The deputation opportunities notified in 2019-20 by employing establishments according to locations indicate that a bulk of deputation vacancies 66.19% originated in Delhi followed by 7.49% vacancies could not be classified by location, 3.58% in Uttarakhand, 2.88% in Maharashtra, 2.80% in Madhya Pradesh, 2% in Tamil Nadu, 1.93% in West Bengal, about 1.61% each in Haryana, Meghalaya & Uttar Pradesh. Remaining of the residual deputation opportunities were shared by other States/Union Territories.

Note: Statistical details of this Chapter are given in **Table no. 11A, 11B, 11C, 11D & 11E.**

CHAPTER – XII

ANALYSIS OF VACANCIES

12.1 One of the major concerns of Job-seekers; Vocational Guidance Officers; Employment Officers and Manpower Planners in the present economic scenario is to find out areas/disciplines which have significant employment potential as also those areas/occupations in which shortage of manpower is experienced by employers so as to guide youth coming out of Schools/Universities into productive channels of employment. Acquaintance about trends in national and emerging global labour market is the need of the hour. Therefore, chapter-XIII contains the information about the vacancies notified by UPSC through different All India Examinations and direct recruitment by selection. Chapter-XIV of this study present shortage areas/occupations as reported by various recruiting agencies such as Union Public Service Commission, State Public Service Commissions, Staff Selection Commission Railway Recruitment Boards and ASRB, etc. It is expected that information contained in these chapters would be valuable to job seekers, planners, trainers, educational institutions, employers, counselors, Vocational Guidance/Employment Officers, etc. and others who wish to extend helping hand to the people through social and other means.

Analysis of Demand as whole:

12.2 The present chapter presents a study of demand and supply in the context of job opportunities notified in the country, besides, presenting principal findings of all faculties discussed in the previous chapters. The demand in terms of vacancies in the fields of engineering & technology, agricultural science, medical science, natural science, social science and miscellaneous groups has been analyzed with respect to Graduates/Post-Graduates/Doctorates, Non-Graduates and also for deputation vacancies.

12.3 The study of demand side has been made on the basis of number of vacancies notified by employers for graduates, post-graduates, doctorate awardees, diploma holders, non-graduates etc., to various recruiting agencies. This study has taken into account all such vacancies, which were notified in 2019-20 to Union Public Service Commission, State Public Service Commissions, Railway Recruitment Boards, Institute of Banking Personnel Services, Agricultural Scientists Recruitment Board and Employment Exchanges including Central Employment Exchange under the provisions of Employment Exchanges (Compulsory Notifications of Vacancies) Act, 1959. The coverage, though narrow, obviously provides milestones/markers on demand in the labour market.

Over all scenario of Vacancies:

12.4 As per present study 3,80,185 various kind of vacancies emerged in the economy during 2019-20. These vacancies include 3,01,733 vacancies notified for graduates/post-graduates/doctorates, 35,927 for diploma holders, 35,513 for non-graduates including ITIs and 7,012 deputation vacancies.

Branch wise Distribution:

12.5 In 2019-20, maximum 2,41,577 vacancies were offered in miscellaneous disciplines (pass graduates in Science Arts & Commerce, Business Management & Administration, Banking, Music, Company Secretaryship, Hotel management & other vacancies (unspecified)) having 63.54% share in total vacancies. Rest of the vacancies notified under Engineering & Technology taken together were 21.15%, Social Science including Education/Teaching 7.70%, Medicine 3.30%, Natural Science and Agriculture shared 4.38% together. The details are given in Box following:

Box-12A :Distribution of all vacancies by Categories & branches of study							
Sl. No.	Categories						
	Branches of Study	Graduates PG & Ph.D.	Diploma holders	Non Graduates	Deputation	Total	% of total Vacancies
1	Engineering	38307	31619	6810	1209	77945	20.50
2	Technology	369	487	1158	74	2088	0.55
3	Agriculture	2863	11	10	138	3022	0.79
4	Medicine	10047	1772	286	448	12553	3.30
5	Natural Science	13080	11	432	190	13713	3.61
6	Social Science	25699	1487	713	1388	29287	7.70
7	Misc. Disciplines	211368	540	26104	3565	241577	63.54
	Total	301733	35927	35513	7012	380185	
	%	79.36	9.45	9.34	1.84		

Sector-wise break up:

12.6 Sector-wise break up of all vacancies notified in 2019-20 shows that 61.00% vacancies were from Private Establishments followed by 20.10% from Quasi-Government and 12.70% from Central Government followed by 5.96% from State Government and 0.23% from Local Bodies. The details are given in **Box-12B**.

Box-12B: Distribution of vacancies by Sectors							
Sl.No	Categories	CG	SG	QG	LB	PVT.	Total
1.	Graduates, PG & Ph. D.	25382	14955	66699	282	194415	301733
2.	Diploma holders	2053	2421	3660	454	27339	35927
3.	Non Graduates	15862	5124	4286	77	10164	35513
4.	Deputation	5005	162	1788	57	-	7012
	Total	48302	22662	76433	870	231918	380185
	%	12.70	5.96	20.10	0.23	61.00	

Pay levels wise Distribution:

12.7 All the vacancies available in 2019-20 under three pay levels ranges reveals that there were 49.13% vacancies in the pay levels 1-5, 36.86% vacancies in the pay level 10 & above and 14.01% in the pay levels 6-9. The details may be seen in **Box-12C**.

Sl No	Box-12C: Distribution of vacancies by Pay Levels				
	Categories	1-5	6-9	10 & above	Total
1.	Graduates, PG & Ph. D.	138478	45604	117651	301733
2.	Diploma holders	11995	4359	19573	35927
3.	Non Graduates	35161	253	99	35513
4.	Deputation	1147	3055	2810	7012
	Total	186781	53271	140133	380185
	%	49.13	14.01	36.86	

Distribution of vacancies by Experience:

12.8 Analysis of the data further shows that majority of jobs during 2019-20 were open to freshers. Out of total jobs, opportunities (82.13%) jobs did not require any previous work experience during 2019-20. For details refer following Box.

Box-12D: Distribution of vacancies by experience				
Sl No	Categories	With Experience	Without Experience	Total
1.	Graduates, PG & Ph D.	49658	252075	301733
2.	Diploma holders	3604	32323	35927
3.	Non Graduates	7700	27813	35513
4.	Deputation	6965	47	7012
	Total	67927	312258	380185
	% to Total	17.87	82.13	

State-wise break up of all vacancies:

12.9 Analysis of total vacancies according to States/UTs shows that Maharashtra had maximum share with 54.72% vacancies followed by 14.77% of the vacancies could not be classified by location, 9.17% vacancies in Delhi, 6.96% in Gujarat, 2.73% in Himachal Pradesh, 1.49% in Bihar and the residual of 10.16% job opportunities were shared by other States/Union Territories.

Analysis of Supply:

12.10 In order to obtain information on out-turn of Graduates and Post Graduates during 2019-20, the data of 1019 Universities/Institutions out of a total of 1043 were taken from report All India Survey on Higher Education (AISHE 2019-20) published by M/o HRD. During 2019-20 the no. of persons passed out in Graduate Degree/Post Graduates from 1043 Universities is 75,71,085 as against 82,02,631 from 944 Universities in 2018-19 with overall increase in various Disciplines. **Table-12B(i)**.

12.11 Further analysis shows that there was an overall increase in out-turn for graduates/post-graduates in all disciplines of Engineering, Technology, Agriculture, Medicine, Natural Science, Social Science including Teaching and Miscellaneous Disciplines. Engineering and Medicine may be attributed to Government's thrust on easy access to engineering & medical education to common man in the country.

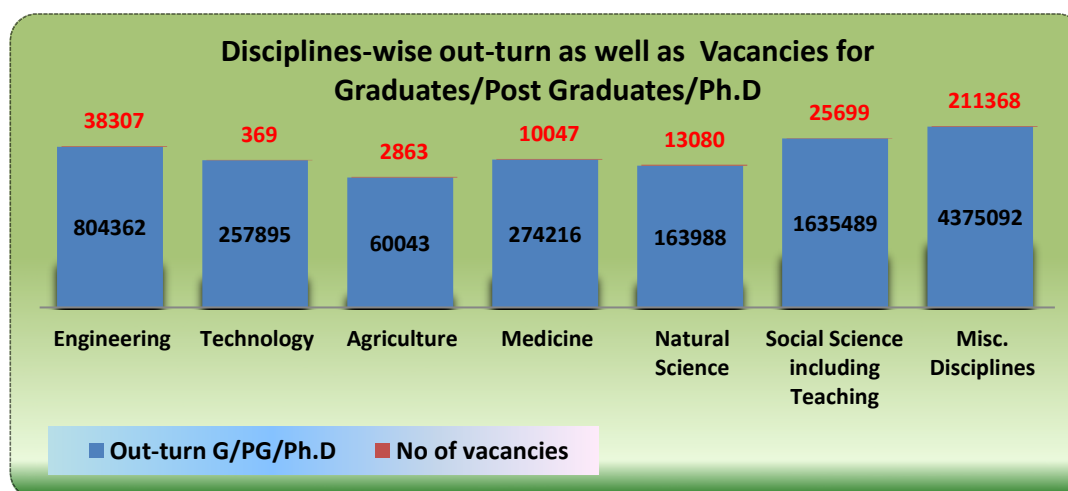
12.12 To analyze the supply side for super specialty jobs, out-turn of persons awarded Doctorate Degrees during 2019-20 was studied based on the information from the report AISHE 2019-20. The number of persons awarded Doctorate Degrees in various disciplines during 2019-20 was 38,986 as against 40,813 during 2010.

12.13 Further analysis of information also shows that there was an overall increase in out-turn of Doctorate Awardees registered in all disciplines over the year. **Table-12B (ii)**

12.14 Lastly, during the period under reference, demand in vacancies registered a mixed trend. Job-opportunities for Graduates, Post Graduates holders in labour market during the period under reference were 3,01,733 as compared to 75,71,085 out-turn from Universities/Institutions. The details are given in following Box.

Sl No.	Box-12E: Discipline-wise out-turn as well as Vacancies for Graduates/PG (2019-20)		
	Branches of study	Out-turn G/PG	No of vacancies
1.	Engineering	804362	38307
2.	Technology	257895	369
3.	Agriculture	60043	2863
4.	Medicine	274216	10047
5.	Natural Science	163988	13080
6.	Social Science including Teaching	1635489	25699
7.	Misc. Disciplines	4375092	211368
	Total	7571085	301733

Figure-26



CHAPTER – XIII

UNION PUBLIC SERVICE COMMISSION VACANCIES

13.1 The Union Public Service Commission, located in New Delhi, looks after the task of recruitment for Government of India. Employing departments of Central Government refer their requirement of personnel to U.P.S.C. The posts are advertised in "Employment News" and other leading newspapers as deemed fit by Commission. The advertisements appear on every second/fourth Saturday of the month. Selection against the posts is based on tests and/ or interviews

13.2 Under recruitment through examination method, the Union Public Service Commission conducted 15 examinations, 11 for recruitment to civil services/posts and 4 for defence services; a total of 30,41,246 applications were received and processed; 5,234 candidates interviewed for civil services/posts and 4,351 candidates recommended for appointment to various posts, 2,892 for civil services/posts (including 127 candidates through reserve list) and 1,459 for defence services/ posts

13.3 During the period under Report, 94,065 applications were received against the direct recruitment cases; 3,608 candidates were called for interview, 2,915 candidates were interviewed. The number of candidates recommended during the period under report was 879.

13.4 For 83 direct recruitment posts, none was found suitable out of the candidates who applied. Most of such posts required specialized medical, engineering or scientific qualifications.

13.5 The Commission recommended 140 candidates belonging to the Scheduled Castes, 55 from Scheduled Tribes and 118 from Other Backward Classes to fill 86.9 percent of the posts reserved for them through direct recruitment by interview. This figure does not include 33 candidates belonging to the Scheduled Castes, 06 candidates to the Scheduled Tribes and 75 candidates to the Other Backward Classes who were recommended against unreserved posts.

Highlights of Civil Services

13.6 The result of the Civil Services (Main) Examination, 2018 was declared on April 5, 2019. In the result, the Commission recommended a total number of 759 candidates. The Reserve List of Civil Services (Mains) Examination, 2018 was released on October 11, 2019. From the Reserve List, the Commission recommended a total number of 53 candidates.

Box-13A: Details of posts, applicant and candidates Recommended during 2019-20 through various examinations					
Name of the Examination	Number of Posts	Number of Applicants	Number of Recommended Candidates	APR	RPR
Civil Services (Main) Examination, 2018	812	*1065552	812	1312.3	1.00
Indian Forest Service (Main) Examination, 2019	90	**291757	88	3241.7	0.98
Engineering Services Examination ,2019	553	***288294	494	521.3	0.89
Indian Economic Service/ Indian Statistical Service Examination, 2019	65	19451	64	299.2	0.98
Combined Geo-Scientists and Geologists, Examination, 2019	82	19003	83	231.7	1.01
Combined Medical Services Examination,2019	919	36415	798	39.6	0.87
Central Armed Police Forces (AC) Examination, 2018	466	307296	416	659.4	0.89
Central Industrial Security Forces Assistant Commandants (Exec.) Limited Departmental Competitive Examination, 2019	10	727	10	72.7	1.00
Total	2997	2028495	2765	676.8	0.92

*No of applicants in CS(P), 2018 (including) IFoS (P),2018)

** No. of applicants of IFoS(P), 2019

***No. of applicants of ESE(P), 2019

APR : Applicants to Post Ratio

RPR : Recommended to Post Ratio

Women candidates

13.7 The number of women candidates appeared, interviewed and recommended in Civil Servicers (Main) Examination during 2017 and 2018 are given in following Box:

Box-13B			
Year	Appeared	Interviewed	Recommended
2017	1641	467	254
2018	1362	364	193

Physically challenged candidates

13.8 The number of physically challenged candidates recommended for appointment on the basis of Civil Services (Main) Examination, 2018 was 36.

Direct recruitment by Selection

13.9 During the year 2019-20, recruitment was finalized in respect of 117 cases for 962 posts involving 94065 applications for which 3608 candidates were called for interview, 2915 candidates were interviewed and 879 candidates recommended for various categories of posts. Broad discipline-wise number of posts finalized, number of applicants and candidates recommended are given in Box-13C.

Box-13C: Broad discipline-wise number of posts finalized and candidates Recommended during 2019-20					
Broad Discipline	Number of Posts	Number of Applicants	Candidates Recommended	APR	RPR
Engineering	194	52490	190	271	0.98
Scientific and Technical (excluding	208	24180	177	116	0.85
Non-Technical	188	12313	158	65	0.84
Medical	372	5082	354	14	0.95
Total	962	94065	879	98	0.91

Notes:

1. Applicants to Post Ratio=Number of applicants divided by number of posts.
2. Recommended to Post Ratio=Number of candidates recommended divided by number of posts.

Persons with disabilities recommended for appointment

13.10 28 persons with disabilities were recommended for appointment by the Commission against the 39 posts reserved for them through direct recruitment by interview during the year 2019-20. Discipline-wise number of posts reserved for persons with disabilities and such candidates recommended in direct recruitment cases, are given in **Box-13D**.

Table - 13D: Broad Discipline-wise number of posts reserved for persons with disabilities and such candidates recommended during the year 2019-20

Sl. No.	Discipline	Number of posts reserved for persons with disabilities	Number of such candidates recommended
1	Engineering	7	5
2	Scientific and Technical	13	8
3	Non-Technical	6	3
4	Medical	13	12
	Total	39	28

13.11 The success rates of candidates in the examination by their academic qualifications (instead of broad stream of disciplines) are given in Box below:

Box-13E: Success Rate vis-à-vis Broad Stream of Disciplines-Civil Services (Main) Examination, 2018

Sl. No.	Educational Qualification	Number of Candidates		Success Rate (Percent)
		Interviewed	Recommended	
I	Bachelor Degrees	1550	609	39.3%
(i)	Humanities	189	81	42.9%
(ii)	Science	68	25	36.8%
(iii)	Medical Science	106	41	38.7%
(iv)	Engineering	1187	462	38.9%
II	Higher Degrees	442	203	45.9%
(i)	Humanities	253	118	46.6%
(ii)	Science	69	31	44.9%
(iii)	Medical Science	17	7	41.2%
(iv)	Engineering	103	47	45.6%
	Total	1992	812	40.8%

CHAPTER- XIV

STAFF SELECTION COMMISSION VACANCIES

14.1 The Commission is mandated with the task of making recruitment to all Group 'B' (Non-Gazetted) and Group 'C' (Non-Technical) posts in various Ministries/ Departments of the Government of India and their Attached and Subordinate Offices except those posts which are specifically exempted from the purview of the Commission. In addition, the Commission, from the year 2016 has been assigned the additional responsibility of making recruitment to Group 'B' (Gazetted) posts of Assistant Accounts Officer and Assistant Audit Officer for the Indian Audit and Accounts Department.

14.2 The task of conducting Departmental Examinations for promotion from (i) Group 'D'/ MTS(NT) to LDC grade, (ii) LDC grade to UDC grade and (iii) Stenographer grade 'D' to Stenographer grade 'C' has been entrusted to Staff Selection Commission. The Commission also holds periodical typewriting tests in English and Hindi. The SSC holds competitive examinations for recruitment to various posts which may be seen in table at **page 36-37** of this chapter.

14.3 The Staff Selection Commission has a nationwide network of nine Regional/ Sub-Regional Offices. Regional Offices are located at Prayagraj, Bangalore, Chennai, Guwahati, Kolkata, Mumbai, New Delhi, and Sub-Regional Offices are located at Chandigarh and Raipur. The regional network has been of particular relevance in the conduct of Commission's examinations at different Centres. The details of its regional offices with their jurisdiction are given as under:

Sl. No.	Region	Jurisdiction (States/UTs)
1	Central Regional Office Prayagraj	Bihar, Uttar Pradesh.
2	Eastern Regional Office Kolkata	Odisha, West Bengal, Sikkim, Jharkhand, Union Territory of Andaman & Nicobar Islands.
3	Kerala-Karnataka Regional Office Bangaluru	Karnataka, Kerala and Union Territory of Lakshadweep.
4	North Regional Office New Delhi	NCT of Delhi, Rajasthan and Uttarakhand.
5	North-Eastern Regional Office Guwahati	Arunachal Pradesh, Assam, Manipur, Mizoram, Meghalaya, Nagaland & Tripura
6	Southern Regional Office Chennai	Andhra Pradesh, Tamil Nadu and Union Territory of Puducherry
7	Western Regional Office Mumbai	Gujarat, Maharashtra, Goa, Union Territories of Dadra & Nagar Haveli and Daman & Diu
8	Madhya Pradesh Sub-Regional Office Raipur	Madhya Pradesh and Chhattisgarh
9	North-Western Sub-Regional Office Chandigarh	Jammu & Kashmir, Himachal Pradesh, Haryana, Punjab and UT of Chandigarh

14.4 During the year 2019-20, 10 All India Open Examinations were held. Besides recruitment through All India Open Competitive Examinations, the Staff Selection Commission makes recruitment to Group 'C' Non-Technical and Group 'B' Non-Gazetted Posts, which are not covered by any open Examination conducted by the Commission. Such vacancies are generally small in number and qualifications for such posts vary from Department to Department. These posts were earlier filled through interviews only. As interviews for lower level posts have been dispensed with by the Government of India w.e.f. 01.01.2016, the said posts are now being filled through written examinations, conducted in the format of Objective Type Multiple Choice Questions in the Computer Based Mode.

14.5 Ten All India Open Competitive Examinations (conducted in stages) were conducted by the Commission during the year 2019-20. A total of 1,41,66,957 candidates applied /qualified for different stages of various examinations. This includes 1,35,76,004 candidates for the All India Open Competitive Examinations and 5,90,953 candidates for Selection Posts Examinations.

14.6 During the year 2019-20, results of the three examinations which were declared are given in Table(s)

Sl. No.	Name of Examination	Candidates Called	Candidates recommended
1.	Combined Graduate Level Examination, 2017	35990	8120
2.	Combined Higher Secondary (10+2) Level Examination, 2017	33966	5874
3.	Junior Hindi Translator, Junior Translator, Senior Hindi Translator and Hindi Pradhyapak Examination, 2018	715	104
4.	Selection Posts Examination, 2018	-	496
	Total		14,594

14.7 During the year 2019-20, the Commission conducted Multi Tasking (Non-Technical) Staff Examination, 2019 as **its largest examination** for 38,69,446 candidates at 337 venues located in 146 Examination centres (i.e. cities) across the country.

14.8 The Commission made concerted efforts to promote the participation of women candidates in the Commission's examinations. The Commission allowed fee exemption to women candidates cutting across all the categories with effect from 21.7.2009 to motivate them to participate in examinations conducted by it. During the year, out of 1,22,98,827 candidates who registered for various All India Open Competitive Examinations of the Commission, 37,53,096 were women candidates. In percentage terms, the share of women candidates was 30.52 %.

14.9 The Commission makes a conscious effort to provide Persons with Disabilities (DIVYANGJAN) candidates, an easy, safe and hassle free access to the venues of examination. The Commission also extends the facility of providing Scribes, Passage Readers and compensatory time of 20 minutes per hour to the eligible PwD candidates. Further, alternate questions are given to the PwD (VH) candidates in place of questions with graphs and diagrams.

14.10 With a phenomenal increase in the number of candidates applying for various examinations conducted by the Commission, the task of conducting free and fair examinations poses as a major challenge. During the year 2019-20, the Commission took all possible precautions and measures to ensure the conduct of free and fair examinations. Some of the prominent measures taken in this regard inter-alia include:-

- Careful selection of examination venues,
- Biometric registration of candidates,
- Conduct of Computer Based Examinations under CCTV Camera surveillance,
- Thorough frisking of candidates with the use of Hand Held Metal Detectors (HHMD),
- Randomized seating arrangements of the candidates,
- Intensive invigilation and inspection – including deployment of Inspecting Officers and Flying Squads,
- Deployment of Quick Response Teams to the selected examination venues by the Service Provider.
- Detailed briefing of Invigilators, Inspecting Officers (IOs) and other examination functionaries before the examination.
- Document Verification wherein finger prints of candidates are taken for verifying candidates in Skill Tests, etc.
- A three tier security system is deployed at examination venues, in accordance with the following scheme:-
 - a) The security arrangement inside the examination venues is ensured through a Private Professional Security Agency engaged by the Service Provider. These security personnel also undertake a thorough physical frisking of candidates and meticulously regulate their entry into the examination venues.
 - b) Peripheral security at the examination venues is provided by the State Police.
 - c) The Commission, wherever required, with the assistance of the Ministry of Home Affairs, deploys Para Military Forces at the sensitive/hyper sensitive examination venues.

- All security personnel on duty at the examination venues are required to strictly adhere to a dress code with a valid ID card displayed on their person for easy identification.
- Issuance of a Notification regarding prohibited items which is strictly implemented during the examination,
- Stringent action is taken against candidates found indulging in malpractices. Under this dispensation FIRs are lodged against the delinquent candidates, their candidature is cancelled and they are debarred from appearing in future examinations of the Commission for a specified period.
- For the first time, the Commission installed jammers at all the venues of Computer Based Examinations.
- A state of the art 'Command Centre' has been set up in the SSC Headquarter, with latest IT infrastructure having reliable and real time pan-India remote monitoring system.

14.11 The most important item of work of the Commission is holding of Examinations as per schedule. The process requires meticulous planning and elaborate prioritization of the work which takes into consideration the minutest details and close and effective monitoring of various items of the work besides taking care of examination schedule of various other Recruiting Organizations. The main examination related activities, such as receipt of Applications, issue of Admit Cards and declaration of results have been made online. Besides, the Commission has also made the online collection of vacancies mandatory.

14.12 With the rapid increase in the number of candidates applying for various examinations of the Commission, the number of examination centre's (cities) has been increasing over the years. In July, 1976 when the Commission started functioning, there were only 09 examination centre's. Since then, the number of examination centres has increased substantially. From the year 2016, with the transition from the conventional mode of examination i.e. Optical Marks Reader (OMR) Mode to the Computer Based Mode (CBM) of examination, the availability of examination venues with computer nodes has become an essential requirement. This has necessitated shifting of the examination venues from Government schools to well-equipped computer labs and technical/ professional institutes.

14.13 In order to ensure that the quotas reserved for SC/ST/OBC candidates are filled up to the required extent and SC/ST/OBC candidates take advantage of SSC Examinations, the following steps were taken:

i) The Commission ensured that there is a wide dissemination of information regarding various recruitments conducted by publishing advertisements in the Employment News and Regional Newspapers with a wide circulation.

ii) Examination centers are opened in areas having concentration of SC/ST population. A Sub-Regional office of the Commission is also located at Raipur, a belt predominately inhabited by tribal population. These steps were devised to encourage and assist the reserved category candidates to come forward and compete with others belonging to urban and semi-urban areas.

14.14 Staff Selection Commission had set up an Information & Facilitation Counter in October, 1999 in its Headquarters for public-interface, transparency in administration, easy and speedy access to information by candidates and others in respect of services and activities of the Commission. Since then, it has been providing the following facilities to the candidates/others:-

- General assistance to all visiting candidates regarding various queries on examinations already held and forthcoming apart from providing integral link between officers of SSC and candidates.
- Receipt of application forms for all examinations for Northern Region and issuing acknowledgements for the same.
- Issue of duplicate admission certificates to candidates within the jurisdiction of Northern Region.
- Information through Telephone No installed at the facilitation counter.
- Information relating to declared results across the counter for all examinations of SSC.
- Provision of drop box for applications after office hours/holidays.
- Seating arrangements for candidates waiting for information and for writing applications.
- Receipt of applications/fee under Right to Information Act.

ALL INDIA OPEN EXAMINATIONS 2019-20

Sl No.	Name of the Examination	Date of Exam.	Registered Candidates	No. of Candidates Appeared
1.	Junior Hindi Translator, Junior Translator, Senior Hindi Translator and Hindi Pradhypak Examination, 2018 (Paper-II)	26.05.2019	2,006	1,607
2.	Combined Graduate Level Examination, 2018 (Tier-I)	04.06.2019 to 13.06.2019	25,97,431	8,36,501
3.	Combined Higher Secondary (10+2) Level Examination, 2018 (Paper-I)	01.07.2019 to 11.07.2019	29,68,655	13,16,486

4	Multi Tasking (Non Technical) Staff Examination, 2019 (Paper-I)	02.08.2019 to 22.08.2019	38,69,446	19,19,326
5	Combined Graduate Level Examination, 2018 (Tier-II)	11.09.2019 to 14.09.2019	1,50,419	1,22,368
6	Combined Higher Secondary (10+2) Level Examination, 2018	29.09.2019	45,101	36,112
7	Junior Engineer (Civil, Mechanical, Electrical and Quantity Surveying & Contracts) Examination, 2018 (Paper-I)	23.09.2019 to 27.09.2019	8,13,622	3,77,206
8	Sub-Inspector in Delhi Police, CAPFs and ASI in CISF Examination, 2018 (Paper-II)	27.09.2019	4,750	4,541
9	Selection Posts Examination (Phase-VII) (Matriculation Level), 2019	14.10.2019 to 16.10.2019	2,58,118	57,849
10	Selection Posts Examination (Phase-VII) (Higher Secondary Level), 2019	14.10.2019 to 16.10.2019	1,21,572	27,649
11	Selection Posts Examination (Phase-VII) (Graduation Level), 2019	14.10.2019 to 16.10.2019	2,11,263	50,646
12	Multi Tasking (Non-Technical) Staff Examination, 2019 (Paper-II)	24.11.2019	1,20,713	96,460
13	Junior Hindi Translator, Junior Translator, Senior Hindi Translator and Hindi Pradhyapak Examination, 2019 (Paper-I)	26.11.2019	89,821	12,359
14	Sub-Inspector in Delhi Police, CAPFs and ASI in CISF Examination, 2019 (Paper-I)	09.12.2019 to 13.12.2019	6,73,292	2,63,171
15	Junior Engineer (Civil, Mechanical, Electrical and Quantity Surveying & Contracts) Examination, 2018 (Paper-II)	29.12.2019	10,635	9,092
16	Combined Graduate Level Examination, 2018 (Tier-III)	29.12.2019	50,293	42,570
17	Junior Hindi Translator, Junior Translator, Senior Hindi Translator and Hindi Pradhyapak Examination, 2019 (Paper-II)	16.02.2020	1,977	1,565
18	Combined Graduate Level Examination, 2019 (Tier-I)	03.03.2020 to 09.03.2020	21,77,843	9,79,215
	Total		1,41,66,957	61,54,723

CHAPTER – XV

VACANCIES, WHICH COULD NOT BE FILLED BY UPSC, STATE PUBLIC SERVICE COMMISSIONS, RRBs, ASRB & SSC

15.1 During 2019-20, Union Public Service Commission issued advertisement for 1,310 posts through direct recruitment. Out of which 962 posts were finalized, recommending 879 candidates for various posts and could not find suitable candidates for 83 posts as a result of interviews. Of these 83 posts, 12 posts were reserved for candidates belonging to Scheduled Castes, 11 for candidates belonging to the Scheduled Tribes, 22 for Other Backward Classes and 2 for Economic Weaker Section. The remaining 36 posts were unreserved. These posts could not be filled up because most of the posts required specialized medical, engineering or scientific qualifications. Further enquiries lead to shortage of super specialists (teaching faculties) with suitable qualifications and experience conforming to the standards prescribed for various teaching faculties in medical, engineering, natural science and social science. A list of posts for which suitable candidates could not be found by UPSC during 2019-20 is given in **Table-14A**.

15.2 To get the information about vacancies advertised and those which could not be filled up during 2019-20, 29 State Public Service Commissions, Staff Selection Commission Agriculture Scientists Recruitment Board and 21 Railway Recruitment Boards were addressed. The information was received from 19 State Public Service Commissions and 13 Railway Recruitment Boards, namely, the State Public Service Commission's of Andhra Pradesh, Bihar, Goa, Haryana, Himachal Pradesh, Jammu & Kashmir, Maharashtra, Manipur, Rajasthan, Uttarakhand and Tripura and Railway Recruitment Boards; Karnataka, Odisha, Chattisgarh, Chandigarh, Jammu-Sirnagar, Maharastra, Bihar (Patna & Muzaffarpur) and also from Agriculture Scientists Recruitment Board.

15.3 The State PSCs, SSC and RRBs were asked to give reasons for non-filling up of posts. Various reasons were spelt out by different State Public Service Commissions and RRBs. The main reasons attributed relate to lack of qualified candidates, non-availability of candidates having prescribed qualification, experienced candidates, none was found suitable/eligible, applications not received or received less applications as compared to number of posts, no eligible candidate applied for the post, failed to get minimum qualifying marks, all requisition withdrawn by the Govt., required number of candidates did not qualify examination/written examination etc.

15.4 The details of vacancies, designation of posts, qualifications prescribed for vacancies which could not be filled up by SPSC, RRBs, & SSC, during 2019-20 are given in Table 14B.

CHAPTER-XVI

NATIONAL CAREER SERVICE PROJECT

16.1 Employment generation, job creation and skill development directly impact the economic growth of a nation. Ministry of labour and Employment drives policy formulation and its implementations thus impacting various stake holders namely jobseekers and job providers and employment players such as placement agencies industry and industry associations, academia as well as other ministries, state and city government which call for the need of real time data on employments and wages.

16.2 The Ministry is implementing the National Career Service (NCS) Project as a Mission Mode Project for transformation of the National Employment Service to provide a variety of employment related services like job matching, career counseling, vocational guidance, information on skill development courses, apprenticeship, internships etc. The services under NCS are available online and can be accessed directly, through Career Centres, Common Service Centres, post offices, mobile devices, cyber cafes etc. The various stakeholders are available on the NCS platform including job-seekers, industries, employers, employment exchanges (career centres), training providers, educational institutions and placement organizations. This project consists of three important components namely - (i) NCS Portal (www.ncs.gov.in); (ii) Model Career Centres; and (iii) Interlinking of Employment Exchanges.

16.3 The NCS Portal (NCSP) has been made functional at the URL (www.ncs.gov.in). The portal was dedicated to the Nation by Hon'ble Prime Minister of India on 20.07.2015. The NCSP is supported by a dedicated helpline (multi-lingual) available from Tuesday to Sunday (8.00 AM to 8.00 PM) on 1800-425-1514 for assisting users. These services are available free of cost. The portal is accessible by all users including jobseekers, employers, skill providers, placement organisations, career counselors etc. The portal also facilitates organization of job fairs where both employers and job seekers can interact.

16.4 The NCS Project has envisaged setting up of Model Career Centres (MCCs) in collaboration with States and other institutions to deliver employment related services to maximize the reach of NCS for conducting outreach activities.

16.5 The interlinking of all employment exchanges with the NCS Portal has been evolved on the latter stage of implementation of NCS. Under this component, all employment exchanges are mandatorily to be interlinked with the NCS portal.

16.6 In addition, NCS has also signed Memorandum of Understandings (MoUs) with many strategic partners in order to enhance the quality and reach of the services throughout the country. Ministry has engaged with several institutions and organisations to bring more and more job opportunities to our workforce with some of the leading institutions/ organizations, such as Common Service Centres, Department of Posts, and other leading private job portals operating in the metros. Ministry is also integrated the NCS Portal with other Ministries/ departments like MSDE, MHRD, AICTE, etc.

16.7 NCS portal has a job fair module to streamline the process of job fair activity on a single online platform by engaging all stakeholders i.e. career centers, nodal officers, job seekers and employers. It helps capture information about online as well as on-premise job fairs and events which are ongoing, upcoming or past events in the form of a calendar view, the link to which is provided on the home page. The job fairs are searchable by state, district and industry on the calendar. The career centers can create the job-fair & enables employers and jobseekers to participate for the job fair. The portal also facilitates organization of job fairs where both employers and job seekers can interact. NCS portal has also launched an online job fair module with the enhancement where the complete cycle of job posting to selection of candidates can be completed on the portal.

16.8 The DoPT has mandated for all ministries/Departments vide their OM dated 13.06.2016 that advertisement of all the vacancies may also be placed on the NCS portal of MoLE in addition to reporting of vacancies to the local employment Exchanges/Central employment Exchanges and publication of advertisements in the Employment News/Rozgar Samachar.

16.9 With the increased focus of Government on Career Counseling, the Ministry proposes to create a network of Career Counselors where the Career Centres will become the hub of Career Counseling in their area.

16.10 A special link for work from home jobs and free of cost trainings was created on NCS portal home page to give direct access to jobseekers to those jobs and trainings.

16.11 National Career services (NCS) is making all efforts to furnish career related information to cater to special needs of the differently abled (Divyang) jobseekers. NCS offers jobs for differently abled (Divyang) jobseekers wherein candidates can easily search and apply for the jobs matching their criteria under “Job for differently abled” section on NCS home page.

16.12 In order to promote women empowerment, NCS provides various opportunities and features specifically focused for women candidates to encourage skilling and employment amongst females. NCS conducts Job Fairs and career enrichment programs specifically for women. A specific tile “Jobs for Women” has been featured on NCS Portal Home Page. Functionality has also been provided on NCS wherein household users can reach out to Local Service Providers

Job opportunities through National Career Service Portal

16.13 As per the data available total number of vacancies uploaded on NCS portal for the period 2019-20 were **30,00,492** through MoU partners of NCS, other employers and placement organizations. The details are given in **Box 16A**.

Box-16A: Sector/Discipline-wise Job Vacancies uploaded on NCS Portal (2019-20)	
Sectors/Disciplines	No. of Job Vacancy
Other Service Activities	11,69,750
Public Administration and Defense	4,07,656
IT and Communication	3,66,975
Not Specified	3,53,712
Finance and Insurance	1,55,173
Specialized Professional Services	1,20,432
Education	94,881
Agriculture and Related	76,127
Wholesale and Retail	73,011
Operations and Support	59,825
Manufacturing	55,491
Health	26,986
Transportation and Storage	10,698
Power and Energy	8,321
Hotels, Food Service and Catering	7,179
Real Estate Activities	6,599
Civil and Construction Works	4,961
Water Supply, Sewerage and Waste Management	830
Household and Domestic Work	717
Mining And Quarrying	647
International Organizations	366
Arts and Entertainment	155
Total	30,00,492

16.14 The total **3,83,696** job vacancies were available through job fairs conducted under NCS (online as well as offline) and **6,66,573** vacancies were available through job fairs organized by all state Employment Exchanges in the country.

CHAPTER-XVII

VARIOUS EMPLOYMENT GENERATION SCHEMES/ EMPLOYMENT PROMOTION PROGRAMME

17.1 Employment generation as well as improving employability is the priority of the Government. Various employment generation schemes and employment promotion programmes launched by Govt. of India through various Ministries/Departments had tried to bridge the gap. Govt. has taken various steps for generating employment in the country by encouraging various scheme/projects involving substantial investment and increasing public expenditure. A brief on Employment Generation Schemes/Employment Promotion Programmes are given below:

Sl. No .	Name of the Scheme/ Programme	Ministry	Remarks
1	Atmanirbhar Bharat Rojgar Yojana (ABRY)	Ministry of Labour and Employment	Aatmanirbhar Bharat Rojgar Yojana (ABRY) was launched with effect from 1 st October, 2020 as part of Atmanirbhar Bharat package 3.0 to incentivize employers for creation of new employment along with social security benefits and restoration of loss of employment during Covid-19 pandemic.
2	Pradhan Mantri Rojgar Protsahan Yojana (PMRPY)	Ministry of Labour and Employment	Pradhan Mantri Rojgar Protsahan Yojana (PMRPY) was launched with effect from 1.4.2016 to incentivise employers for creation of new employment. The beneficiaries registered up to 31st March, 2019 will continue to receive the benefit for 3 years from the date of registration under the scheme i.e. up to 31st March, 2022.
3	National Career Service (NCS) Project	Ministry of Labour and Employment	Project for transformation of the National Employment Service to provide a variety of career related services like job matching, career counselling, vocational guidance, information on skill development courses, apprenticeship, internships etc. This project consists of three important components namely - (i) NCS Portal (www.ncs.gov.in); (ii) Model Career Centres; and (iii) Interlinking of Employment Exchanges.

Sl. No.	Name of the Scheme/ Programme	Ministry	Remarks
4	Mahatma Gandhi National Rural Employment Guarantee Act (MGNREGA),	Ministry of Rural Development	MGNREGA is to provide at least 100 days of guaranteed wage employment in a financial year to every rural household whose adult members volunteer to do unskilled manual work.
5	Garib Kalyan Rojgar Abhiyaan (PMGKRA)	Ministry of Rural Development	The Garib Kalyan Rojgar Abhiyaan (GKRA) is a 125-day Abhiyan launched by Hon'ble Prime Minister on 20th June, 2020 with a mission to address the issues of returnee migrant workers and similarly affected rural population by Covid-19 pandemic through a multi-pronged strategy of providing immediate employment & livelihood opportunities to the distressed, to saturate the villages with public infrastructure and creation of livelihood assets to boost the income generation activities and enhance long term livelihood opportunities by giving focus on 25 works in 116 selected districts across 6 States with a resource envelope of Rs 50,000 crore.
6	Deendayal Antyodaya Yojana - National Urban Livelihoods Mission (DAY-NULM)	M/o Housing & Urban Affairs	To reduce poverty and vulnerability of the urban poor households by enabling them to access gainful self employment and skilled wage employment opportunities, resulting in an appreciable improvement in their livelihoods on a sustainable basis, through building strong grassroots level institutions of the poor. The mission would aim at providing shelters equipped with essential services to the urban homeless in a phased manner. In addition, the mission would also address livelihood concerns of the urban street vendors by facilitating access to suitable spaces, institutional credit, social security and skills to the urban street vendors for accessing emerging market opportunities.

Sl. No .	Name of the Scheme/ Programme	Ministry	Remarks
7	Pt. DeenDayal Upadhyaya Grameen Kaushlya Yojana (DDU-GKY)	Ministry of Rural Development	The Ministry of Rural Development (MoRD) announced the Deen Dayal Upadhyaya Grameen Kaushalya Yojana (DDU-GKY) Antyodaya Diwas, on 25th September 2014. DDU-GKY is a part of the National Rural Livelihood Mission (NRLM), tasked with the dual objectives of adding diversity to the incomes of rural poor families and cater to the career aspirations of rural youth.
8	Rural Self Employment and Training Institutes (RSETIs)	Ministry of Rural Development	RSETI (Rural Self Employment Training Institutes) programme is a three-way partnership between the Ministry of Rural Development (MoRD), GoI, State Governments and Sponsor Banks. The Banks are mandated to open at least one RSETI in their lead district to provide training to rural youth to take up self-employment/ entrepreneurship ventures. RSETI program runs with an approach of short-term training & long-term handholding of entrepreneurs. Rural poor youth between the age group of 18-45 years are eligible to join the training. The RSETIs have become established as pioneers in capturing the aspirations of the rural poor youth and turning them into profitable entrepreneurs by training them in the domain and entrepreneurial skills.
9	Aajeevika - National Rural Livelihoods Mission (NRLM)	Ministry of Rural Development	Aajeevika - National Rural Livelihoods Mission (NRLM) was launched by the Ministry of Rural Development (MoRD), Government of India in June 2011. Aided in part through investment support by the World Bank, the Mission aims at creating efficient and effective institutional platforms of the rural poor, enabling them to increase household income through sustainable livelihood enhancements and improved access to financial services.

Sl. No.	Name of the Scheme/ programme	Ministry	Remarks
10	PM- SVANidhi Scheme	M/o Housing & Urban Affairs	Prime Minister Street Vendor's Atma Nirbhar Nidhi (PM SVANidhi) Scheme since June 01, 2020 to provide collateral free working capital loan to Street Vendors, vending in urban areas, to resume their businesses which were adversely affected due to COVID-19 induced lock-down.
11	Prime Minister's Employment Generation Programme (PMEGP)	Ministry of Micro, Small & Medium Enterprises	Prime Minister's Employment Generation Programme (PMEGP), which is a major credit-linked subsidy programme aimed at generating self-employment opportunities through establishment of micro-enterprises in the non-farm sector by helping traditional artisans and unemployed youth.
12	Pradhan Mantri MUDRA Yojana (PMMY)	Ministry of Finance	Pradhan Mantri MUDRA Yojana (PMMY) is a scheme launched by the Hon'ble Prime Minister on April 8, 2015 for providing loans up to 10 lakh to the non-corporate, non-farm small/micro enterprises. These loans are classified as MUDRA loans under PMMY. These loans are given by Commercial Banks, RRBs, Small Finance Banks, MFIs and NBFCs. The borrower can approach any of the lending institutions mentioned above or can apply online through this portal www.udyamimitra.in . Under the aegis of PMMY, MUDRA has created three products namely 'Shishu', 'Kishore' and 'Tarun' to signify the stage of growth / development and funding needs of the beneficiary micro unit / entrepreneur and also provide a reference point for the next phase of graduation / growth.

Sl. No.	Name of the Scheme/ Programme	Ministry	Remarks
13	Pradhan Mantri Kaushal Vikas Yojana (PMKVY)	Ministry of Skill Development and Entrepreneurship	Pradhan Mantri Kaushal Vikas Yojana (PMKVY) is the flagship scheme of the Ministry of Skill Development & Entrepreneurship (MSDE) implemented by National Skill Development Corporation. The objective of this Skill Certification Scheme is to enable a large number of Indian youth to take up industry-relevant skill training that will help them in securing a better livelihood.
14	National Apprenticeship Promotion Scheme (NAPS)	Ministry of Skill Development and Entrepreneurship	NAPS was launched in August 2016 by Government of India to promote the Apprenticeship in the country by providing financial incentives, technology and advocacy support. The scheme has the following two components <ol style="list-style-type: none"> 1. Sharing of 25% of prescribed stipend subject to a maximum of Rs. 1500/- per month per apprentice with the employers. 2. Sharing of basic training cost up to a maximum of Rs. 7,500 per apprentice.
15	Production-Linked Incentive (PLI) Scheme	13 Ministries	Hon'ble Finance Minister, Smt Nirmala Sitharaman has announced an outlay of INR 1.97 Lakh Crores for the Production Linked Incentive (PLI) Schemes across 13 key sectors, to create national manufacturing champions and generate employment opportunities for the country's youth.

Flagship programmes of Government to generate productive Employment

Opportunities

Sl. No.	Name of the Scheme/ Programme	Ministry	Remarks
1	Digital India	Ministry of Electronics and Information Technology,	Digital India is a flagship programme of the Government of India with a vision to transform India into a digitally empowered society and knowledge economy.
2	Atal Mission for Rejuvenation and Urban Transformation (AMRUT)	Ministry of Housing and Urban Affairs	The mission of AMRUT is providing basic services (e.g. water supply, sewerage, urban transport) to households and build amenities in cities which will improve the quality of life for all, especially the poor and the disadvantaged is a national priority.
3	Shyama Prasad Mukherji Rurban Mission	M/o Rural Development	The Shyama Prasad Mukherji Rurban Mission (SPMRM) follows the vision of "Development of a cluster of villages that preserve and nurture the essence of rural community life with focus on equity and inclusiveness without compromising with the facilities perceived to be essentially urban in nature, thus creating a cluster of "Rurban Villages".The objective of the Shyama Prasad Mukherji Rurban Mission (SPMRM) is to stimulate local economic development, enhance basic services, and create well planned Rurban clusters.
4	Make in India	DPIIT, Ministry of Commerce & Industry	'The "Make in India" initiative was launched on 25th September, 2014 to facilitate investment, foster innovation, build best in class infrastructure, and make India a hub for manufacturing, design, and innovation. It is one of the unique "Vocal for Local" initiatives that promoted India's manufacturing domain to the world.

Sl. No.	Name of the Scheme/ Programme	Ministry	Remarks
5	Smart Cities	Ministry of Housing & Urban Affairs	Smart Cities Mission was launched by the Hon' Prime Minister on 25 June, 2015. The main objective of the Mission is to promote cities that provide core infrastructure, clean and sustainable environment and give a decent quality of life to their citizens through the application of 'smart solutions'. The Mission aims to drive economic growth and improve quality of life through comprehensive work on social, economic, physical and institutional pillars of the city. The focus is on sustainable and inclusive development by creation of replicable models which act as lighthouses to other aspiring cities. 100 cities have been selected to be developed as Smart Cities through a two-stage competition.
6	Pradhan Mantri Awas Yojana – Urban	Ministry of Housing & Urban Affairs	Pradhan Mantri Awas Yojana – Urban is a flagship Mission of Government of India being implemented by Ministry of Housing and Urban Affairs (MoHUA), was launched on 25th June 2015. The Mission addresses urban housing shortage among the EWS/LIG and MIG categories including the slum dwellers by ensuring a pucca house to all eligible urban households by the year 2022, when Nation completes 75 years of its Independence. PMAY(U) adopts a demand driven approach wherein the Housing shortage is decided based on demand assessment by States/Union Territories. State Level Nodal Agencies (SLNAs), Urban Local Bodies (ULBs)/ Implementing Agencies (IAs), Central Nodal Agencies (CNAs) and Primary Lending Institutions (PLIs) are main stakeholders who play an important role in implementation and success of PMAY(U).

Sl. No.	Name of the Scheme/ Programme	Ministry	Remarks
7	The National Industrial Corridor	Ministry of Commerce & Industry, DPIIT	National Industrial Corridor Development Programme is India's most ambitious infrastructure programme aiming to develop futuristic industrial cities in India which can compete with the best manufacturing and investment destinations in the world. The same will create employment opportunities and economic growth leading to overall socio-economic development.
8	Swachh Bharat Mission-Grameen	Ministry of Jal Shakti	To accelerate the efforts to achieve universal sanitation coverage and to put the focus on sanitation, the Prime Minister of India had launched the Swachh Bharat Mission on 2nd October 2014. Under the mission, all villages, Gram Panchayats, Districts, States and Union Territories in India declared themselves "open-defecation free" (ODF) by 2 October 2019, the 150th birth anniversary of Mahatma Gandhi, by constructing over 100 million toilets in rural India.
9	Stand up India Scheme	Department of Financial Services, Ministry of Finance):	Stand-Up India Scheme for financing SC/ST and/or Women Entrepreneurs. The objective of the Stand-Up India scheme is to facilitate bank loans between 10 lakh and 1 Crore to at least one Scheduled Caste (SC) or Scheduled Tribe (ST) borrower and at least one woman borrower per bank branch for setting up a greenfield enterprise. This enterprise may be in manufacturing, services, agricultural activities or the trading sector. In case of non-individual enterprises at least 51% of the shareholding and controlling stake should be held by either an SC/ST or Woman entrepreneur.

Sl. No.	Name of the Scheme/ Programme	Ministry	Remarks
10	Swachh Bharat Mission - Urban (SBM-U)	Ministry of Housing & Urban Affairs	The Swachh Bharat Mission - Urban (SBM-U), launched on 2 nd October 2014 aims at making urban India free from open defecation and achieving 100% scientific management of municipal solid waste in 4,041 statutory towns in the country. The objectives of the mission are Elimination of open defecation, Eradication of Manual Scavenging, Modern and Scientific Municipal Solid Waste Management, To effect behavioral change regarding healthy sanitation practices, Generate awareness about sanitation and its linkage with public health, Capacity Augmentation for ULB's, To create an enabling environment for private sector participation in Capex (capital expenditure) and Opex (operation and maintenance).
11	Start Up India	DPIIT, Ministry of Commerce & Industry	Startup India is a flagship initiative of the Government of India, intended to catalyse startup culture and build a strong and inclusive ecosystem for innovation and entrepreneurship in India.
12	Pradhan Mantri Garib Kalyan Yojana (PMGKY)	Ministry of Labour and Employment	The Govt. of India on 26.03.2020 announced Rs.1.70 Lakh Crore relief package under Pradhan Mantri Garib Kalyan Yojana (PMGKY) for the poor to help them fight the battle against Corona Virus Pandemic. As part of the said package, the Central Govt. proposes to pay 24 percent of the monthly wages into EPF accounts for next three months of Wage earners below Rupees fifteen thousand per month, who are employed in establishments having up to one hundred employees, with 90% or more of such employees earning monthly wages less than Rs.15000/-

TABLE-1A

**Vacancies for Graduate & above in the Various Branches of Engineering
By Pay Levels during 2019-20**

Sl. No.	Branches of Engineering	Pay level 1 to 5					Total
		Central Govt.	State Govt.	Quasi Govt.	Local Bodies	Private	
(1)	(2)	(3)	(4)	(5)	(6)	(7)	(8)
1	Air-Conditioning and Refrigeration	-	-	-	-	-	-
2	Aeronautical	-	-	-	-	-	-
3	Agriculture	-	-	1	-	-	1
4	Aircraft Maintenance	-	-	-	-	-	-
5	Architecture	-	-	-	-	-	-
6	Architecture/Civil	11	-	1	-	-	12
7	Automobile	-	-	-	-	-	-
8	Broadcasting & Television	-	-	-	-	-	-
9	Civil (including Municipal)	38	199	102	4	-	343
10	Chemical Engg.	1	-	24	-	-	25
11	Electrical	1	12	44	-	1	58
12	Electronics & Electrical Microwave/ Communication (including Radio)	8	10	9	-	-	27
13	Electrical/Mechanical	1	1	12	-	-	14
14	Forging & Heat Treatment	-	-	-	-	-	-
15	Highways & Roads	-	-	-	-	-	-
16	Hydraulics & Dam	-	-	-	-	-	-
17	Instrumentation	-	-	17	-	-	17
18	Internal Combustion	-	-	-	-	-	-
19	Marine	5	-	1	-	-	6
20	Machine Tools & Die Sinking	-	-	-	-	-	-
21	Mechanical	17	-	72	-	-	89
22	Mechanical/Metallurgical	-	-	-	-	-	-
23	Metallurgical	-	-	9	-	-	9
24	Mining	-	-	3	-	-	3
25	Naval Architecture	-	-	1	-	-	1
26	Production (Methods, Safety, Planning, Manufacturing & Industrial etc.)	3	-	62	-	-	65
27	Public Health	-	-	-	-	-	-
28	Structural	-	-	-	-	-	-
29	Soil Mechanics & Foundation	-	-	-	-	-	-
30	Sound	-	-	-	-	-	-
31	Telecommunication/ Line Communication (Telephone & Telegraph)	1	-	-	-	-	1
32	Tools	-	-	-	-	-	-
33	Town & Country Planning	-	-	-	-	-	-
34	Computer	78	5	90	-	-	173
35	Engineers Unspecified (Branches not specified)	70	28	6	-	-	104
	Total	234	255	454	4	1	948

Source: Employment Exchanges in the country & Employment News, 2019-20.

TABLE-1A

**Vacancies for Graduate & above in the Various Branches of Engineering
By Pay Levels during 2019-20**

Sl. No.	Branches of Engineering	Pay level 6 to 9					
		Central Govt.	State Govt.	Quasi Govt.	Local Bodies	Private	Total
(1)	(2)	(3)	(4)	(5)	(6)	(7)	(8)
1	Air-Conditioning and Refrigeration	1	-	4	-	-	5
2	Aeronautical	-	-	130	-	-	130
3	Agriculture	2	3	6	-	-	11
4	Aircraft Maintenance	-	-	-	-	-	-
5	Architecture	7	49	10	-	-	66
6	Architecture/Civil	19	210	161	-	-	390
7	Automobile	2	-	-	-	-	2
8	Broadcasting & Television	-	-	-	-	-	-
9	Civil (including Municipal)	20	87	251	-	-	358
10	Chemical Engg.	91	1	193	-	5	290
11	Electrical	13	5	277	-	-	295
12	Electronics & Electrical Microwave/ Communication (including Radio)	233	-	183	-	-	416
13	Electrical/Mechanical	113	7	373	-	-	493
14	Forging & Heat Treatment	-	-	-	-	-	-
15	Highways & Roads	-	-	-	-	-	-
16	Hydraulics & Dam	-	-	-	-	-	-
17	Instrumentation	3	-	93	-	-	96
18	Internal Combustion	-	-	-	-	-	-
19	Marine	-	-	-	-	-	-
20	Machine Tools & Die Sinking	-	-	-	-	-	-
21	Mechanical	76	2	826	-	14	918
22	Mechanical/Metallurgical	-	-	36	-	-	36
23	Metallurgical	2	-	15	-	-	17
24	Mining	-	-	302	-	-	302
25	Naval Architecture	21	-	2	-	-	23
26	Production (Methods, Safety, Planning, Manufacturing & Industrial etc.)	3	1	28	-	-	32
27	Public Health	-	-	9	1	5	15
28	Structural	-	-	1	-	-	1
29	Soil Mechanics & Foundation	-	-	1	-	-	1
30	Sound	-	-	-	-	-	-
31	Telecommunication/ Line Communication (Telephone & Telegraph)	33	-	3	-	-	36
32	Tools	-	3	-	-	-	3
33	Town & Country Planning	-	-	2	-	-	2
34	Computer	204	398	613	-	-	1215
35	Engineers Unspecified (Branches not specified)	30	4	255	-	-	289
	Total	873	770	3774	1	24	5442

Source: Employment Exchanges in the country & Employment News, 2019-20.

TABLE-1A

**Vacancies for Graduate & above in the Various Branches of Engineering
By Pay Levels during 2019-20**

Sl. No.	Branches of Engineering	Pay level 10 & above					Total
		Central Govt.	State Govt.	Quasi Govt.	Local Bodies	Private	
(1)	(2)	(3)	(4)	(5)	(6)	(7)	(8)
1	Air-Conditioning and Refrigeration	-	-	4	-	-	4
2	Aeronautical	43	-	8	-	-	51
3	Agriculture	10	-	7	-	-	17
4	Aircraft Maintenance	57	1	-	-	-	58
5	Architecture	33	8	8	1	-	50
6	Architecture/Civil	107	14	315	-	-	436
7	Automobile	9	-	3	-	-	12
8	Broadcasting & Television	-	-	-	-	-	-
9	Civil (including Municipal)	81	610	434	22	26760	27907
10	Chemical Engg.	67	3	129	-	-	199
11	Electrical	114	22	170	-	-	306
12	Electronics & Electrical Microwave/ Communication (including Radio)	460	52	124	-	-	636
13	Electrical/Mechanical	26	6	33	-	-	65
14	Forging & Heat Treatment	-	-	6	-	-	6
15	Highways & Roads	-	-	-	-	-	-
16	Hydraulics & Dam	-	-	2	-	-	2
17	Instrumentation	12	7	38	-	-	57
18	Internal Combustion	-	-	-	-	-	-
19	Marine	14	3	5	-	-	22
20	Machine Tools & Die Sinking	-	-	-	-	-	-
21	Mechanical	158	9	238	-	1	406
22	Mechanical/Metallurgical	2	-	5	-	-	7
23	Metallurgical	25	-	38	-	-	63
24	Mining	2	-	7	-	-	9
25	Naval Architecture	10	2	2	-	-	14
26	Production (Methods, Safety, Planning, Manufacturing & Industrial etc.)	36	-	31	-	-	67
27	Public Health	6	-	4	-	-	10
28	Structural	23	-	4	-	-	27
29	Soil Mechanics & Foundation	-	-	-	-	-	-
30	Sound	-	-	-	-	-	-
31	Telecommunication/ Line Communication (Telephone & Telegraph)	19	-	6	-	-	25
32	Tools	-	2	-	-	-	2
33	Town & Country Planning	5	1	1	-	-	7
34	Computer	345	84	433	-	-	862
35	Engineers Unspecified (Branches not specified)	93	8	489	-	-	590
	Total	1757	832	2544	23	26761	31917

Source: Employment Exchanges in the country & Employment News, 2019-20.

TABLE-1B**Vacancies for Graduate & above in the Various Branches of Engineering according to Work-Experience during 2019-20**

Sl. No.	Branches of Engineering	Degree Holders		
		With Experience	Without Experience	Total
(1)	(2)	(3)	(4)	(5)
1	Air-Conditioning and Refrigeration	9	-	9
2	Aeronautical	165	16	181
3	Agriculture	28	1	29
4	Aircraft Maintenance	57	1	58
5	Architecture	55	61	116
6	Architecture/Civil	522	316	838
7	Automobile	12	2	14
8	Broadcasting & Television	-	-	-
9	Civil (including Municipal)	1357	27251	28608
10	Chemical Engg.	312	202	514
11	Electrical	383	276	659
12	Electronics & Electrical Microwave/ Communication (including Radio)	835	244	1079
13	Electrical/Mechanical	295	277	572
14	Forging & Heat Treatment	6	-	6
15	Highways & Roads	-	-	-
16	Hydraulics & Dam	2	-	2
17	Instrumentation	106	64	170
18	Internal Combustion	-	-	-
19	Marine	19	9	28
20	Machine Tools & Die Sinking	-	-	-
21	Mechanical	724	689	1413
22	Mechanical/Metallurgical	16	27	43
23	Metallurgical	54	35	89
24	Mining	23	291	314
25	Naval Architecture	17	21	38
26	Production (Methods, Safety, Planning, Manufacturing & Industrial etc.)	143	21	164
27	Public Health	10	15	25
28	Structural	22	6	28
29	Soil Mechanics & Foundation	1	-	1
30	Sound	-	-	-
31	Telecommunication/ Line Communication (Telephone & Telegraph)	62	-	62
32	Tools	-	5	5
33	Town & Country Planning	9	-	9
34	Computer	1714	536	2250
35	Engineers Unspecified (Branches not specified)	432	551	983
	Total	7390	30917	38307

Source: Employment Exchanges in the country & Employment News, 2019-20.

TABLE-1C

**State-wise and Sector-wise Vacancies in the Various Branches of Engineering for
Graduate & above during 2019-20**

Sl. No.	States/UTs	Central Govt.	State Govt.	Quasi Govt.	Local Bodies	Private	Total	% to Total
(1)	(2)	(3)	(4)	(5)	(6)	(7)	(8)	(9)
1	Andaman & Nicobar	55	-	75	-	-	130	0.34%
2	Andhra Pradesh	-	-	-	-	-	-	-
3	Arunachal Pradesh	-	-	-	-	-	-	-
4	Assam	7	-	17	-	1	25	0.07%
5	Bihar	31	21	47	-	-	99	0.26%
6	Chandigarh	-	-	-	-	-	-	-
7	Chattisgarh	-	-	-	-	-	-	-
8	Dadra & Nagar Haveli, Daman & Diu	-	-	-	-	-	-	-
9	Delhi	1820	801	1909	1	-	4531	11.83%
10	Goa	-	-	4	-	-	4	0.01%
11	Gujarat	31	1	4	-	1511	1547	4.04%
12	Haryana	29	-	204	-	14	247	0.64%
13	Himachal Pradesh	1	5	14	-	-	20	0.05%
14	Jammu & Kashmir	1	-	48	-	5	54	0.14%
15	Jharkhand	-	-	313	-	-	313	0.82%
16	Karnataka	47	-	401	-	-	448	1.17%
17	Kerala	89	324	48	1	9	471	1.23%
18	Ladakh	-	-	-	-	-	-	-
19	Lakshadweep	-	-	-	-	-	-	-
20	Madhya Pradesh	24	4	24	-	-	52	0.14%
21	Maharashtra	272	699	874	26	25246	27117	70.79%
22	Manipur	22	-	-	-	-	22	0.06%
23	Meghalaya	15	-	4	-	-	19	0.05%
24	Mizoram	-	-	-	-	-	-	-
25	Nagaland	5	-	-	-	-	5	0.01%
26	Odisha	13	1	32	-	-	46	0.12%
27	Puducherry	6	-	-	-	-	6	0.02%
28	Punjab	75	-	28	-	-	103	0.27%
29	Rajasthan	12	-	30	-	-	42	0.11%
30	Sikkim	-	-	-	-	-	-	-
31	Tamil Nadu	46	-	48	-	-	94	0.25%
32	Telangana	67	-	176	-	-	243	0.63%
33	Tripura	-	-	50	-	-	50	0.13%
34	Uttar Pradesh	54	1	578	-	-	633	1.65%
35	Uttarakhand	3	-	618	-	-	621	1.62%
36	West Bengal	20	-	1130	-	-	1150	3.00%
37	*State-wise Breakup not available	119	-	96	-	-	215	0.56%
	Total	2864	1857	6772	28	26786	38307	100%

*Relates to vacancies notified mostly by RRBs & some by UPSC etc. for which place of duty was not specified.

Source: Employment Exchanges in the country & Employment News, 2019-20.

TABLE-2A

**Vacancies for Graduate & above in the Various Branches of Technology
By Pay Levels during 2019-20**

Sl. No.	Branches of Technology	Pay level 1 to 5					Total
		Central Govt.	State Govt.	Quasi Govt.	Local Bodies	Private	
(1)	(2)	(3)	(4)	(5)	(6)	(7)	(8)
1	Alcohol	-	-	-	-	-	-
2	Ceramic	-	-	-	-	-	-
3	Chemical	-	-	-	-	5	5
4	Fiber	-	-	-	-	-	-
5	Food	-	-	-	-	-	-
6	Glass	-	-	-	-	-	-
7	Fuel	-	-	-	-	-	-
8	Hosiery	-	-	-	-	-	-
9	Intermediate & Dyes	-	-	-	-	-	-
10	Jute	-	-	-	-	-	-
11	Leather	-	-	-	-	-	-
12	Oil, Fats & Waxes	-	-	-	-	-	-
13	Paper	-	-	-	-	-	-
14	Paints, Pigments & Varnishes	-	-	-	-	-	-
15	Petroleum	-	-	-	-	-	-
16	Pharmaceutical & Fine Chemicals	-	-	-	-	-	-
17	Plastics	-	-	-	-	-	-
18	Printing	-	-	2	-	-	2
19	Rubber	-	-	-	-	-	-
20	Silicate	-	-	-	-	-	-
21	Sugar	-	-	-	-	-	-
22	Textile	18	-	-	-	-	18
23	Textile, Chemistry	-	-	-	-	-	-
24	Textile, Dyeing & Printing	-	-	-	-	-	-
25	Wood and Timber	-	-	-	-	-	-
26	Other Technological Subjects	3	-	47	-	1	51
	Total	21	-	49	-	6	76

Source: Employment Exchanges in the country & Employment News, 2019-20

TABLE-2A

**Vacancies for Graduate & above in the Various Branches of Technology
By Pay Levels during 2019-20**

Sl. No.	Branches of Technology	Pay level 6 to 9					Total
		Central Govt.	State Govt.	Quasi Govt.	Local Bodies	Private	
(1)	(2)	(3)	(4)	(5)	(6)	(7)	(8)
1	Alcohol	-	-	2	-	-	2
2	Ceramic	-	-	3	-	-	3
3	Chemical	-	-	-	-	-	-
4	Fiber	-	-	-	-	-	-
5	Food	-	-	-	-	2	2
6	Glass	-	-	-	-	-	-
7	Fuel	-	-	-	-	-	-
8	Hosiery	-	-	-	-	-	-
9	Intermediate & Dyes	-	-	-	-	-	-
10	Jute	-	-	-	-	-	-
11	Leather	-	-	-	-	-	-
12	Oil, Fats & Waxes	-	-	-	-	-	-
13	Paper	-	-	-	-	-	-
14	Paints, Pigments & Varnishes	-	-	-	-	-	-
15	Petroleum	-	-	7	-	-	7
16	Pharmaceutical & Fine Chemicals	-	-	-	-	-	-
17	Plastics	24	-	-	-	-	24
18	Printing	2	-	3	-	-	5
19	Rubber	-	-	-	-	-	-
20	Silicate	-	-	-	-	-	-
21	Sugar	1	-	-	-	-	1
22	Textile	7	-	2	-	-	9
23	Textile, Chemistry	-	-	-	-	-	-
24	Textile, Dyeing & Printing	-	-	7	-	-	7
25	Wood and Timber	-	-	-	-	-	-
26	Other Technological Subjects	9	-	47	-	10	66
	Total	43	-	71	-	12	126

Source: Employment Exchanges in the country & Employment News, 2019-20

TABLE-2A

**Vacancies for Graduate & above in the Various Branches of Technology
By Pay Levels during 2019-20**

Sl. No.	Branches of Technology	Pay level 10 & above					Total
		Central Govt.	State Govt.	Quasi Govt.	Local Bodies	Private	
(1)	(2)	(3)	(4)	(5)	(6)	(7)	(8)
1	Alcohol	-	-	-	-	-	-
2	Ceramic	-	-	-	-	-	-
3	Chemical	2	-	13	-	-	15
4	Fiber	-	-	-	-	-	-
5	Food	3	-	27	-	-	30
6	Glass	-	-	-	-	-	-
7	Fuel	-	-	-	-	-	-
8	Hosiery	-	-	-	-	-	-
9	Intermediate & Dyes	-	-	-	-	-	-
10	Jute	-	-	-	-	-	-
11	Leather	-	-	-	-	-	-
12	Oil, Fats & Waxes	-	-	6	-	-	6
13	Paper	-	-	-	-	-	-
14	Paints, Pigments & Varnishes	-	-	-	-	-	-
15	Petroleum	1	-	3	-	-	4
16	Pharmaceutical & Fine Chemicals	7	-	11	-	-	18
17	Plastics	6	-	-	-	-	6
18	Printing	2	-	8	-	-	10
19	Rubber	-	1	-	-	-	1
20	Silicate	-	-	-	-	-	-
21	Sugar	1	-	-	-	-	1
22	Textile	17	1	9	-	-	27
23	Textile, Chemistry	-	-	-	-	-	-
24	Textile, Dyeing & Printing	2	-	-	-	-	2
25	Wood and Timber	-	-	-	-	-	-
26	Other Technological Subjects	29	-	18	-	-	47
	Total	70	2	95	-	-	167

Source: Employment Exchanges in the country & Employment News, 2019-20

TABLE-2B

**Vacancies for Graduate & above in the Various Branches of Technology
According to Work-Experience during 2019-20**

Sl. No.	Branches of Technology	Vacancies for Technologists		
		With Experience	Without Experience	Total
(1)	(2)	(3)	(4)	(5)
1	Alcohol	2	-	2
2	Ceramic	3	-	3
3	Chemical	2	18	20
4	Fiber	-	-	-
5	Food	29	3	32
6	Glass	-	-	-
7	Fuel	-	-	-
8	Hosiery	-	-	-
9	Intermediate & Dyes	-	-	-
10	Jute	-	-	-
11	Leather	-	-	-
12	Oil, Fats & Waxes	6	-	6
13	Paper	-	-	-
14	Paints, Pigments & Varnishes	-	-	-
15	Petroleum	11	-	11
16	Pharmaceutical & Fine Chemicals	18	-	18
17	Plastics	30	-	30
18	Printing	17	-	17
19	Rubber	1	-	1
20	Silicate	-	-	-
21	Sugar	1	1	2
22	Textile	48	6	54
23	Textile, Chemistry	-	-	-
24	Textile, Dyeing & Printing	2	7	9
25	Wood and Timber	-	-	-
26	Other Technological Subjects	135	29	164
	Total	305	64	369

Source: Employment Exchanges in the country & Employment News, 2019-20

TABLE-2C

**State-wise and Sector-wise Vacancies in the Various Branches of Technology for
Graduate & above during 2019-20**

Sl. No.	States/UTs	Central Govt.	State Govt.	Quasi Govt.	Local Bodies	Private	Total	% to Total
(1)	(2)	(3)	(4)	(5)	(6)	(7)	(8)	(9)
1	Andaman & Nicobar	3	-	-	-	-	3	0.81%
2	Andhra Pradesh	-	-	-	-	-	-	-
3	Arunachal Pradesh	-	-	-	-	-	-	-
4	Assam	1	-	1	-	-	2	0.54%
5	Bihar	-	-	-	-	-	-	-
6	Chandigarh	-	-	-	-	-	-	-
7	Chattisgarh	-	-	-	-	-	-	-
8	Dadra & Nagar Haveli, Daman & Diu	-	-	-	-	-	-	-
9	Delhi	28	-	122	-	-	150	40.65%
10	Goa	-	-	-	-	-	-	-
11	Gujarat	-	-	-	-	-	-	-
12	Haryana	-	-	25	-	11	36	9.76%
13	Himachal Pradesh	1	-	-	-	-	1	0.27%
14	Jammu & Kashmir	1	-	-	-	5	6	1.63%
15	Jharkhand	-	-	1	-	-	1	0.27%
16	Karnataka	1	-	11	-	-	12	3.25%
17	Kerala	3	2	-	-	-	5	1.36%
18	Ladakh	-	-	-	-	-	-	-
19	Lakshadweep	-	-	-	-	-	-	-
20	Madhya Pradesh	11	-	5	-	-	16	4.34%
21	Maharastra	28	-	22	-	-	50	13.55%
22	Manipur	-	-	-	-	-	-	-
23	Meghalaya	4	-	-	-	-	4	1.08%
24	Mizoram	-	-	-	-	-	-	-
25	Nagaland	-	-	-	-	-	-	-
26	Odisha	1	-	-	-	-	1	0.27%
27	Puducherry	1	-	-	-	-	1	0.27%
28	Punjab	8	-	-	-	-	8	2.17%
29	Rajasthan	-	-	2	-	-	2	0.54%
30	Sikkim	1	-	-	-	-	1	0.27%
31	Tamil Nadu	6	-	-	-	-	6	1.63%
32	Telangana	3	-	2	-	-	5	1.36%
33	Tripura	1	-	-	-	2	3	0.81%
34	Uttar Pradesh	5	-	22	-	-	27	7.32%
35	Uttarakhand	-	-	2	-	-	2	0.54%
36	West Bengal	-	-	-	-	-	-	-
37	*State-wise Breakup not available	27	-	-	-	-	27	7.32%
	Total	134	2	215	-	18	369	100%

*Relates to vacancies notified mostly by RRBs/some by UPSC etc. for which place of duty was not specified.

Source: Employment Exchanges in the country & Employment News, 2019-20

TABLE-3A

**Vacancies for Graduate & above in the Various Branches of Agricultural Science
By Pay Levels during 2019-20**

Sl. No.	Branches of Agriculture	Pay level 1 to 5					Total
		Central Govt.	State Govt.	Quasi Govt.	Local Bodies	Private	
(1)	(2)	(3)	(4)	(5)	(6)	(7)	(8)
1	Agronomy	3	-	1	-	-	4
2	Agriculture Bacteriology	-	-	-	-	-	-
3	Agriculture Botany	2	-	-	-	144	146
4	Agriculture Chemistry	-	3	-	-	-	3
5	Agriculture Economics	2	-	-	-	-	2
6	Entomology	-	-	-	-	-	-
7	Agriculture Extension	-	-	7	-	-	7
8	Agriculture Marketing	-	-	40	-	-	40
9	Agriculture Meteorology	1	-	-	-	-	1
10	Agriculture Microbiology	-	-	1	-	-	1
11	Agriculture Sociology	-	-	-	-	-	-
12	Agriculture Statistics	-	-	-	-	-	-
13	Animal Nutrition	-	-	-	-	-	-
14	Animal Pathology	-	-	-	-	-	-
15	Co-operation	-	-	-	-	-	-
16	Dairying	-	-	1	-	-	1
17	Fishery	-	-	-	-	-	-
18	Forestry	2	-	-	-	-	2
19	Horticulture	13	64	1	-	-	78
20	Land Development	-	-	-	-	-	-
21	Mycology & Plant Pathology	-	-	-	-	-	-
22	Plant Pathology	1	-	1	-	-	2
23	Plant Breeding & Genetics	-	-	5	-	-	5
24	Plant Physiology	-	-	-	-	-	-
25	Poultry Farming	32	-	1	-	-	33
26	Soil Science	1	-	1	-	-	2
27	Veterinary Science & Animal Husbandry	-	-	8	-	-	8
28	Warehousing	-	-	-	-	-	-
29	Water Conservation	-	-	-	-	-	-
30	Other Agricultural Subjects	15	-	3	-	-	18
	Total	72	67	70	-	144	353

Source: Employment Exchanges in the country & Employment News, 2019-20

TABLE-3A

**Vacancies for Graduate & above in the Various Branches of Agricultural Science
By Pay Levels during 2019-20**

Sl. No.	Branches of Agriculture	Pay level 6 to 9					Total
		Central Govt.	State Govt.	Quasi Govt.	Local Bodies	Private	
(1)	(2)	(3)	(4)	(5)	(6)	(7)	(8)
1	Agronomy	11	-	895	-	-	906
2	Agriculture Bacteriology	-	49	1	-	-	50
3	Agriculture Botany	27	1	-	-	-	28
4	Agriculture Chemistry	6	-	-	-	-	6
5	Agriculture Economics	3	-	-	-	-	3
6	Entomology	-	-	-	-	-	-
7	Agriculture Extension	-	-	5	-	-	5
8	Agriculture Marketing	-	-	5	-	-	5
9	Agriculture Meteorology	-	-	1	-	-	1
10	Agriculture Microbiology	7	-	-	-	-	7
11	Agriculture Sociology	1	-	1	-	-	2
12	Agriculture Statistics	-	1	-	-	-	1
13	Animal Nutrition	-	-	-	-	-	-
14	Animal Pathology	-	-	-	-	-	-
15	Co-operation	-	-	-	-	-	-
16	Dairying	4	-	-	-	-	4
17	Fishery	1	-	-	-	-	1
18	Forestry	1	4	-	-	-	5
19	Horticulture	6	2	5	-	-	13
20	Land Development	-	-	-	-	-	-
21	Mycology & Plant Pathology	-	-	-	-	-	-
22	Plant Pathology	-	-	2	-	-	2
23	Plant Breeding & Genetics	-	-	6	-	-	6
24	Plant Physiology	-	-	-	-	-	-
25	Poultry Farming	-	-	-	-	-	-
26	Soil Science	1	-	-	-	-	1
27	Veterinary Science & Animal Husbandry	7	49	4	-	-	60
28	Warehousing	-	-	-	-	-	-
29	Water Conservation	1	-	-	-	-	1
30	Other Agricultural Subjects	2	-	66	-	-	68
	Total	78	106	991	-	-	1175

Source: Employment Exchanges in the country & Employment News, 2019-20

TABLE-3A

**Vacancies for Graduate & above in the Various Branches of Agricultural Science
By Pay Levels during 2019-20**

Sl. No.	Branches of Agriculture	Pay level 10 & above					Total
		Central Govt.	State Govt.	Quasi Govt.	Local Bodies	Private	
(1)	(2)	(3)	(4)	(5)	(6)	(7)	(8)
1	Agronomy	28	-	10	-	-	38
2	Agriculture Bacteriology	1	27	-	-	232	260
3	Agriculture Botany	16	140	-	-	242	433
4	Agriculture Chemistry	4	11	3	-	-	18
5	Agriculture Economics	7	-	-	-	25	32
6	Entomology	22	-	-	-	-	22
7	Agriculture Extension	5	-	3	-	-	8
8	Agriculture Marketing	-	-	-	-	-	-
9	Agriculture Meteorology	1	-	1	-	-	2
10	Agriculture Microbiology	-	-	1	-	-	1
11	Agriculture Sociology	139	-	-	-	-	139
12	Agriculture Statistics	1	-	-	-	-	1
13	Animal Nutrition	4	-	-	-	-	4
14	Animal Pathology	8	-	-	-	-	8
15	Co-operation	-	-	-	-	-	-
16	Dairying	4	-	-	-	-	4
17	Fishery	10	6	10	-	-	26
18	Forestry	1	-	-	-	-	1
19	Horticulture	14	1	3	-	-	18
20	Land Development	-	-	-	-	-	-
21	Mycology & Plant Pathology	6	-	-	-	-	6
22	Plant Pathology	3	-	2	-	-	5
23	Plant Breeding & Genetics	6	-	7	-	-	13
24	Plant Physiology	1	-	-	-	-	1
25	Poultry Farming	-	-	-	-	-	-
26	Soil Science	-	-	1	-	-	1
27	Veterinary Science & Animal Husbandry	83	11	144	-	10	248
28	Warehousing	-	-	-	-	-	-
29	Water Conservation	12	-	1	-	-	13
30	Other Agricultural Subjects	6	-	27	-	-	33
	Total	382	196	248	-	509	1335

Source: Employment Exchanges in the country & Employment News, 2019-20

TABLE-3B

**Vacancies for Graduate & above in the Various Branches of Agricultural Science
According to Work- Experience during 2019-20**

Sl. No.	Branches of Agriculture	Vacancies for Agricultural Scientists		
		With Experience	Without Experience	Total
(1)	(2)	(3)	(4)	(5)
1	Agronomy	30	918	948
2	Agriculture Bacteriology	2	308	310
3	Agriculture Botany	41	566	607
4	Agriculture Chemistry	13	14	27
5	Agriculture Economics	6	31	37
6	Entomology	17	5	22
7	Agriculture Extension	16	4	20
8	Agriculture Marketing	45	-	45
9	Agriculture Meteorology	2	2	4
10	Agriculture Microbiology	9	-	9
11	Agriculture Sociology	141	-	141
12	Agriculture Statistics	2	-	2
13	Animal Nutrition	-	4	4
14	Animal Pathology	-	8	8
15	Co-operation	-	-	-
16	Dairying	6	3	9
17	Fishery	23	4	27
18	Forestry	6	2	8
19	Horticulture	27	82	109
20	Land Development	-	-	-
21	Mycology & Plant Pathology	6	-	6
22	Plant Pathology	8	1	9
23	Plant Breeding & Genetics	22	2	24
24	Plant Physiology	1	-	1
25	Poultry Farming	33	-	33
26	Soil Science	4	-	4
27	Veterinary Science & Animal Husbandry	82	234	316
28	Warehousing	-	-	-
29	Water Conservation	10	4	14
30	Other Agricultural Subjects	40	79	119
	Total	592	2271	2863

Source: Employment Exchanges in the country & Employment News, 2019-20

TABLE-3C

**State-wise and Sector-wise Vacancies in the Various Branches of Agricultural Science for
Graduate & above 2019-20**

Sl. No.	States/UTs	Central Govt.	State Govt.	Quasi Govt.	Local Bodies	Private	Total	% to Total
(1)	(2)	(3)	(4)	(5)	(6)	(7)	(8)	(9)
1	Andaman & Nicobar	28	-	1	-	-	29	1.01%
2	Andhra Pradesh	-	-	-	-	-	-	-
3	Arunachal Pradesh	-	-	-	-	-	-	-
4	Assam	11	-	-	-	-	11	0.38%
5	Bihar	-	1	24	-	-	25	0.87%
6	Chandigarh	-	-	-	-	-	-	-
7	Chattisgarh	-	-	-	-	-	-	-
8	Dadra & Nagar Haveli, Daman & Diu	-	-	-	-	-	-	-
9	Delhi	139	8	58	-	-	205	7.16%
10	Goa	-	-	-	-	-	-	-
11	Gujarat	4	-	-	-	-	4	0.14%
12	Haryana	7	-	15	-	-	22	0.77%
13	Himachal Pradesh	42	64	-	-	-	106	3.70%
14	Jammu & Kashmir	-	-	1	-	-	1	0.03%
15	Jharkhand	-	-	-	-	-	-	-
16	Karnataka	1	-	-	-	-	1	0.03%
17	Kerala	4	150	1	-	-	155	5.41%
18	Ladakh	-	-	-	-	-	-	-
19	Lakshadweep	9	-	-	-	-	9	0.31%
20	Madhya Pradesh	13	-	6	-	-	19	0.66%
21	Maharashtra	140	145	150	-	653	1088	38.00%
22	Manipur	1	-	-	-	-	1	0.03%
23	Meghalaya	2	-	-	-	-	2	0.07%
24	Mizoram	-	-	-	-	-	-	-
25	Nagaland	1	-	1	-	-	2	0.07%
26	Odisha	6	-	-	-	-	6	0.21%
27	Puducherry	-	-	-	-	-	-	-
28	Punjab	5	-	-	-	-	5	0.17%
29	Rajasthan	1	1	1	-	-	3	0.10%
30	Sikkim	-	-	-	-	-	-	-
31	Tamil Nadu	1	-	3	-	-	4	0.14%
32	Telangana	15	-	24	-	-	39	1.36%
33	Tripura	-	-	-	-	-	-	-
34	Uttar Pradesh	77	-	89	-	-	166	5.80%
35	Uttarakhand	16	-	3	-	-	19	0.66%
36	West Bengal	1	-	5	-	-	6	0.21%
37	*State-wise Breakup not available	8	-	927	-	-	935	32.66%
	Total	532	369	1309	-	653	2863	100%

*Relates to vacancies notified mostly by RRBs/some by UPSC etc. for which place of duty was not specified.

Source: Employment Exchanges in the country & Employment News, 2019-20

TABLE-4A

Vacancies for Graduate & above in the Various Branches of Medicine by Pay Levels (2019-20)

Sl. No.	Branches of Medicine	Pay level 1 to 5					Total
		Central Govt.	State Govt.	Quasi Govt.	Local Bodies	Private	
(1)	(2)	(3)	(4)	(5)	(6)	(7)	(8)
1	Allopathic Medicine (MBBS)	-	-	-	-	-	-
2	Anaesthesia	1	3	24	-	-	28
3	Anatomy	-	1	-	-	-	1
4	Ayurveda	1	-	-	-	-	1
5	Cardiology	-	2	14	-	-	16
6	Clinical Pathology & Bacteriology	1	170	32	-	-	203
7	Dietetics	-	-	-	-	-	-
8	Dental Surgery	-	-	-	-	-	-
9	Dermatology	-	1	-	-	-	1
10	Forensic Medicine	-	1	-	-	-	1
11	General Surgery	-	-	-	-	-	-
12	Gynecology, Obstetrics	-	1	1	-	-	2
13	Homeopathy	-	-	4	-	-	4
14	Laryngology & Otolaryngology	-	-	-	-	-	-
15	Malariology & Communicable Diseases	-	-	-	-	-	-
16	Maternity, Child Welfare and Health	-	-	-	-	-	-
17	Medical, Bio-Chemistry	-	2	24	-	-	26
18	Medical Radiology and Electrology	1	1	25	-	-	27
19	Microbiology	5	2	25	-	-	32
20	Nursing	170	528	301	-	-	999
21	Occupational Therapy	2	-	-	-	-	2
22	Ophthalmic Medicine & Surgery	-	-	-	-	-	-
23	Orthopaedic Surgery	-	-	-	-	-	-
24	Paediatrics	-	-	-	-	-	-
25	Pharmacy	79	5	14	-	-	98
26	Pharmacology, Medical	-	-	-	-	-	-
27	Physiology	-	-	-	-	-	-
28	Physiotherapy	-	1	-	-	-	1
29	Preventive & Social Medicine (Industrial Health)	-	-	-	-	-	-
30	Psychiatry	2	-	-	-	-	2
31	Psychology, Medical	-	-	-	-	-	-
32	Public Health	-	-	-	-	-	-
33	Sanitary Science	-	-	18	-	-	18
34	Tubercular Diseases	-	-	-	-	-	-
35	Tropical Medicine	-	-	-	-	-	-
36	Unani	-	-	-	-	-	-
37	Venereology	-	-	-	-	-	-
38	Medical Specialists & Unspecified Others(MD/Ph. D/MS)	4	4	20	-	-	28
	Total	266	722	502	-	-	1490

Source: Employment Exchanges in the country & Employment News, 2019-20.

TABLE-4A

Vacancies for Graduate & above in the Various Branches of Medicine by Pay Levels (2019-20)

Sl. No.	Branches of Medicine	Pay level 6 to 9					Total
		Central Govt.	State Govt.	Quasi Govt.	Local Bodies	Private	
(1)	(2)	(3)	(4)	(5)	(6)	(7)	(8)
1	Allopathic Medicine (MBBS)	-	2	1	-	-	3
2	Anaesthesia	-	-	4	-	-	4
3	Anatomy	6	-	-	-	-	6
4	Ayurveda	-	-	-	-	-	-
5	Cardiology	1	-	-	-	-	1
6	Clinical Pathology & Bacteriology	22	-	9	-	-	31
7	Dietetics	-	-	-	-	-	-
8	Dental Surgery	-	-	1	-	-	1
9	Dermatology	-	-	1	-	-	1
10	Forensic Medicine	10	-	-	-	-	10
11	General Surgery	-	-	7	-	-	7
12	Gynecology, Obstetrics	-	-	5	-	-	5
13	Homeopathy	1	-	-	-	-	1
14	Laryngology & Otolaryngology	1	-	-	-	-	1
15	Malariology & Communicable Diseases	-	-	-	-	-	-
16	Maternity, Child Welfare and Health	-	-	-	-	-	-
17	Medical, Bio-Chemistry	3	-	11	-	-	14
18	Medical Radiology and Electrology	1	-	19	-	-	20
19	Microbiology	2	-	10	-	-	12
20	Nursing	1911	-	589	-	-	2500
21	Occupational Therapy	9	1	25	-	-	35
22	Ophthalmic Medicine & Surgery	1	-	5	-	-	6
23	Orthopaedic Surgery	-	-	6	-	-	6
24	Paediatrics	-	-	4	-	-	4
25	Pharmacy	7	3	18	-	-	28
26	Pharmacology, Medical	-	-	16	-	-	16
27	Physiology	-	-	4	-	-	4
28	Physiotherapy	5	2	6	-	-	13
29	Preventive & Social Medicine (Industrial Health)	-	-	-	-	-	-
30	Psychiatry	-	-	5	-	-	5
31	Psychology, Medical	-	-	1	-	-	1
32	Public Health	3	2	-	-	-	5
33	Sanitary Science	-	-	-	-	-	-
34	Tubercular Diseases	-	-	-	-	-	-
35	Tropical Medicine	-	-	-	-	-	-
36	Unani	-	-	-	-	-	-
37	Venereology	-	-	-	-	-	-
38	Medical Specialists & Unspecified Others(MD/Ph. D/MS)	2	3	20	-	-	25
	Total	1985	13	767	-	-	2765

Source: Employment Exchanges in the country & Employment News, 2019-20

TABLE-4A

Vacancies for Graduate & above in the Various Branches of Medicine by Pay Levels (2019-20)

Sl. No.	Branches of Medicine	Pay level 10 & above					Total
		Central Govt.	State Govt.	Quasi Govt.	Local Bodies	Private	
(1)	(2)	(3)	(4)	(5)	(6)	(7)	(8)
1	Allopathic Medicine (MBBS)	1158	59	314	127	1883	3541
2	Anaesthesia	46	1	23	-	-	70
3	Anatomy	14	2	9	-	-	25
4	Ayurveda	87	11	36	-	-	134
5	Cardiology	16	2	11	-	-	29
6	Clinical Pathology & Bacteriology	9	6	26	-	-	41
7	Dietetics	1	-	1	-	-	2
8	Dental Surgery	3	-	6	-	-	9
9	Dermatology	10	-	12	-	-	22
10	Forensic Medicine	11	-	9	-	-	20
11	General Surgery	59	-	36	-	-	95
12	Gynecology, Obstetrics	26	-	24	-	-	50
13	Homeopathy	24	1	4	-	-	29
14	Laryngology & Otolaryngology	12	2	1	-	-	15
15	Malariology & Communicable Diseases	7	-	-	-	-	7
16	Maternity, Child Welfare and Health	13	-	-	-	-	13
17	Medical, Bio-Chemistry	12	3	28	-	-	43
18	Medical Radiology and Electrology	33	1	40	-	-	74
19	Microbiology	11	5	23	-	-	39
20	Nursing	30	-	90	2	-	122
21	Occupational Therapy		1	6	-	-	7
22	Ophthalmic Medicine & Surgery	14	-	9	-	-	23
23	Orthopaedic Surgery	18	1	13	-	-	32
24	Paediatrics	5	6	27	-	-	38
25	Pharmacy	18	-	14	-	-	32
26	Pharmacology, Medical	14	27	18	-	-	59
27	Physiology	17	1	16	-	-	34
28	Physiotherapy	1	12	5	-	-	18
29	Preventive & Social Medicine (Industrial Health)	23	-	5	-	-	28
30	Psychiatry	11	-	16	-	-	27
31	Psychology, Medical	2	5	3	-	-	10
32	Public Health	5	3	7	-	-	15
33	Sanitary Science	-	-	-	-	-	-
34	Tubercular Diseases	11	-	-	-	-	11
35	Tropical Medicine	8	-	1	-	-	9
36	Unani	14	4	35	-	-	53
37	Venereology	1	-	1	-	-	2
38	Medical Specialists & Unspecified Others(MD/Ph.D/MS)	322	86	606	-	-	1014
	Total	2066	239	1475	129	1883	5792

Source: Employment Exchanges in the country & Employment News, 2019-20

TABLE-4B
Vacancies for Graduate & above in the Various Branches of Medicine
According to Work Experience (2019-20)

Sl. No.	Branches of Medicine	Vacancies for Medical Personnel		
		With Experience	Without Experience	Total
(1)	(2)	(3)	(4)	(5)
1	Allopathic Medicine (MBBS)	1508	2036	3544
2	Anaesthesia	77	25	102
3	Anatomy	24	8	32
4	Ayurveda	109	26	135
5	Cardiology	37	9	46
6	Clinical Pathology & Bacteriology	98	177	275
7	Dietetics	2	-	2
8	Dental Surgery	10	-	10
9	Dermatology	20	4	24
10	Forensic Medicine	29	2	31
11	General Surgery	74	28	102
12	Gynecology, Obstetrics	42	15	57
13	Homeopathy	33	1	34
14	Laryngology & Otolaryngology	10	6	16
15	Malariology & Communicable Diseases	6	1	7
16	Maternity, Child Welfare and Health	10	3	13
17	Medical, Bio-Chemistry	80	3	83
18	Medical Radiology and Electrology	113	8	121
19	Microbiology	71	12	83
20	Nursing	2896	725	3621
21	Occupational Therapy	43	1	44
22	Ophthalmic Medicine & Surgery	26	3	29
23	Orthopaedic Surgery	32	6	38
24	Paediatrics	34	8	42
25	Pharmacy	68	90	158
26	Pharmacology, Medical	70	5	75
27	Physiology	31	7	38
28	Physiotherapy	30	2	32
29	Preventive & Social Medicine (Industrial Health)	16	12	28
30	Psychiatry	29	5	34
31	Psychology, Medical	5	6	11
32	Public Health	18	2	20
33	Sanitary Science	18	-	18
34	Tubercular Diseases	11	-	11
35	Tropical Medicine	9	-	9
36	Unani	53	-	53
37	Venereology	2	-	2
38	Medical Specialists & Unspecified Others(MD/Ph. D/MS)	975	92	1067
	Total	6719	3328	10047

Source: Employment Exchanges in the country & Employment News, 2019-20

TABLE-4C

**State-wise and Sector-wise Vacancies in the Various Branches of Medicine for
Graduate & above during 2019-20**

Sl. No.	States/UTs	Central Govt.	State Govt.	Quasi Govt.	Local Bodies	Private	Total	% to Total
(1)	(2)	(3)	(4)	(5)	(6)	(7)	(8)	(9)
1	Andaman & Nicobar	13	-	36	-	-	49	0.49%
2	Andhra Pradesh	-	-	-	-	-	-	-
3	Arunachal Pradesh	-	-	-	-	-	-	-
4	Assam	24	-	32	-	-	56	0.56%
5	Bihar	218	11	372	-	-	601	5.98%
6	Chandigarh	-	-	-	-	-	-	-
7	Chattisgarh	-	-	-	-	-	-	-
8	Dadra & Nagar Haveli, Daman & Diu	-	-	-	-	-	-	-
9	Delhi	2474	71	564	2	-	3111	30.96%
10	Goa	-	-	-	-	-	-	-
11	Gujarat	5	-	-	-	109	114	1.13%
12	Haryana	57	30	15	-	-	102	1.02%
13	Himachal Pradesh	232	689	-	-	-	921	9.17%
14	Jammu & Kashmir	3	-	2	-	-	5	0.05%
15	Jharkhand	-	-	8	-	-	8	0.08%
16	Karnataka	92	-	12	-	-	104	1.04%
17	Kerala	4	147	11	1	-	163	1.62%
18	Ladakh	-	-	-	-	-	-	-
19	Lakshadweep	-	-	-	-	-	-	-
20	Madhya Pradesh	37	1	36	-	-	74	0.74%
21	Maharashtra	189	3	352	126	1774	2444	24.33%
22	Manipur	1	-	-	-	-	1	0.01%
23	Meghalaya	80	22	11	-	-	113	1.12%
24	Mizoram	-	-	1	-	-	1	0.01%
25	Nagaland	-	-	-	-	-	-	-
26	Odisha	138	-	370	-	-	508	5.06%
27	Puducherry	312	-	-	-	-	312	3.11%
28	Punjab	10	-	2	-	-	12	0.12%
29	Rajasthan	4	-	161	-	-	165	1.64%
30	Sikkim	2	-	-	-	-	2	0.02%
31	Tamil Nadu	48	-	8	-	-	56	0.56%
32	Telangana	12	-	9	-	-	21	0.21%
33	Tripura	-	-	-	-	-	-	-
34	Uttar Pradesh	176	-	202	-	-	378	3.76%
35	Uttarakhand	149	-	358	-	-	507	5.05%
36	West Bengal	32	-	96	-	-	128	1.27%
37	*State-wise Breakup not available	5	-	86	-	-	91	0.91%
	Total	4317	974	2744	129	1883	10047	100%

*Relates to vacancies notified mostly by RRBs/some by UPSC etc. for which place of duty was not specified.

Source: Employment Exchanges in the country & Employment News, 2019-20

TABLE-5A

**Vacancies for Graduate & above in the Various Branches of Natural Science
By Pay Levels during 2019-20**

Sl. No.	Branches of Natural Science	Pay level 1 to 5					Total
		Central Govt.	State Govt.	Quasi Govt.	Local Bodies	Private	
(1)	(2)	(3)	(4)	(5)	(6)	(7)	(8)
1	Astronomy	-	-	-	-	-	-
2	Biology	1	-	4	-	-	5
3	Botany	-	-	5	-	23	28
4	Chemistry	13	2	15	-	-	30
5	Chemistry, Analytical	-	-	2	-	-	2
6	Chemistry, Bio-	1	-	-	-	-	1
7	Chemistry, Industrial	-	-	3	-	-	3
8	Chemistry, Inorganic	-	-	-	-	-	-
9	Geology	5	10	11	-	-	26
10	Geology, Applied	-	-	-	-	-	-
11	Geophysics	-	-	-	-	-	-
12	Meteorology	5	-	-	-	-	5
13	Microbiology	-	-	2	-	-	2
14	Oceanography	5	-	-	-	-	5
15	Physics	35	11	1	-	-	47
16	Physics, Applied	-	-	-	-	-	-
17	Physics, Bio-	-	-	-	-	-	-
18	Physics, Mathematical	5	-	-	-	-	5
19	Physics, Chemistry & Mathematics	153	66	127	-	23	369
20	Physics, Nuclear	-	-	-	-	-	-
21	Physiology	-	4	-	-	-	4
22	Spectroscopy	-	-	-	-	-	-
23	Zoology	1	-	1	-	-	2
24	Combination of Natural Science Subjects	2	9	-	-	-	11
	Total	226	102	171	-	46	545

Source: Employment Exchanges in the country & Employment News, 2019-20

TABLE-5A

**Vacancies for Graduate & above in the Various Branches of Natural Science
By Pay Levels during 2019-20**

Sl. No.	Branches of Natural Science	Pay level 6 to 9					
		Central Govt.	State Govt.	Quasi Govt.	Local Body	Private	Total
(1)	(2)	(3)	(4)	(5)	(6)	(7)	(8)
1	Astronomy	-	-	-	-	-	-
2	Biology	45	9	4	-	-	58
3	Botany	18	9	46	-	-	73
4	Chemistry	64	14	130	-	23	231
5	Chemistry, Analytical	-	-	1	-	-	1
6	Chemistry, Bio-	6	7	4	-	-	17
7	Chemistry, Industrial	-	-	8	-	-	8
8	Chemistry, Inorganic	-	-	-	-	-	-
9	Geology	25	-	125	-	-	150
10	Geology, Applied	-	-	-	-	-	-
11	Geophysics	-	35	35	-	-	70
12	Meteorology	1	-	-	-	-	1
13	Microbiology (Science)	12	-	7	-	-	19
14	Oceanography	-	-	-	-	-	-
15	Physics	104	54	16	-	-	174
16	Physics, Applied	2	-	-	-	-	2
17	Physics, Bio-	-	-	33	-	-	33
18	Physics, Mathematical	-	-	-	-	-	-
19	Physics, Chemistry & Mathematics	28	17	113	-	3	161
20	Physics, Nuclear	1	-	-	-	-	1
21	Physiology (Science)	1	-	3	-	-	4
22	Spectroscopy	-	-	-	-	-	-
23	Zoology	53	4	5	-	-	62
24	Combination of Natural Science Subjects	5	5	8	-	-	18
	Total	365	154	538	-	26	1083

Source: Employment Exchanges in the country & Employment News, 2019-20

TABLE- 5A

**Vacancies for Graduate & above in the Various Branches of Natural Science
By Pay Levels during 2019-20**

Sl. No.	Branches of Natural Science	Pay level 10 & above					Total
		Central Govt.	State Govt.	Quasi Govt.	Local Bodies	Private	
(1)	(2)	(3)	(4)	(5)	(6)	(7)	(8)
1	Astronomy	7	-	-	-	-	7
2	Biology	45	4	15	-	-	64
3	Botany	40	4	33	-	-	77
4	Chemistry	115	19	62	-	-	196
5	Chemistry, Analytical	2	-	34	-	-	36
6	Chemistry, Bio-	40	2	10	-	-	52
7	Chemistry, Industrial	14	1	2	-	-	17
8	Chemistry, Inorganic	2	-	3	-	-	5
9	Geology	51	8	51	-	-	110
10	Geology, Applied	10	-	2	-	-	12
11	Geophysics	13	-	-	-	-	13
12	Meteorology	22	-	-	-	-	22
13	Microbiology	29	-	20	-	-	49
14	Oceanography	1	-	1	-	-	2
15	Physics	154	14	111	-	-	279
16	Physics, Applied	2	3	2	-	-	7
17	Physics, Bio-	3	-	3	-	-	6
18	Physics, Mathematical	9	-	4	-	-	13
19	Physics, Chemistry & Mathematics	38	2	51	-	-	91
20	Physics, Nuclear	10	-	9	-	-	19
21	Physiology	2	-	-	-	-	2
22	Spectroscopy	-	-	-	-	-	-
23	Zoology	49	-	35	-	-	84
24	Combination of Natural Science Subjects	34	42	63	1	10149	10289
	Total	692	99	511	1	10149	11452

Source: Employment Exchanges in the country & Employment News, 2019-20

TABLE-5B

**Vacancies for Graduate & above in the Various Branches of Natural Science
According to Work-Experience during 2019-20**

Sl. No.	Branches of Natural Science	Vacancies for Natural Scientists		
		With Experience	Without Experience	Total
(1)	(2)	(3)	(4)	(5)
1	Astronomy	3	4	7
2	Biology	119	8	127
3	Botany	118	60	178
4	Chemistry	275	182	457
5	Chemistry, Analytical	39	-	39
6	Chemistry, Bio-	43	27	70
7	Chemistry, Industrial	28	-	28
8	Chemistry, Inorganic	5	-	5
9	Geology	151	135	286
10	Geology, Applied	12	-	12
11	Geophysics	44	39	83
12	Meteorology	28	-	28
13	Microbiology	52	18	70
14	Oceanography	7	-	7
15	Physics	385	115	500
16	Physics, Applied	7	2	9
17	Physics, Bio-	2	37	39
18	Physics, Mathematical	18	-	18
19	Physics, Chemistry & Mathematics	462	159	621
20	Physics, Nuclear	17	3	20
21	Physiology	10	-	10
22	Spectroscopy	-	-	-
23	Zoology	120	28	148
24	Combination of Natural Science Subjects	115	10203	10318
	Total	2060	11020	13080

Source: Employment Exchanges in the country & Employment News, 2019-20

TABLE- 5C

**State-wise and Sector-wise Vacancies in the Various Branches of Natural Science for
Graduate & above during 2019-20**

Sl. No.	States/UTs	Central Govt.	State Govt.	Quasi Govt.	Local Bodies	Private	Total	% to Total
(1)	(2)	(3)	(4)	(5)	(6)	(7)	(8)	(9)
1	Andaman & Nicobar	20	1	19	-	-	40	0.31%
2	Andhra Pradesh	-	-	-	-	-	-	-
3	Arunachal Pradesh	-	-	-	-	-	-	-
4	Assam	24	-	33	-	-	57	0.44%
5	Bihar	14	-	5	-	-	19	0.15%
6	Chandigarh	-	-	-	-	-	-	-
7	Chattisgarh	-	-	-	-	-	-	-
8	Dadra & Nagar Haveli, Daman & Diu	-	-	-	-	-	-	-
9	Delhi	426	233	308	1	-	968	7.40%
10	Goa	19	-	-	-	-	19	0.15%
11	Gujarat	6	-	1	-	10149	10156	77.65%
12	Haryana	24	-	63	-	-	87	0.67%
13	Himachal Pradesh	2	-	-	-	-	2	0.02%
14	Jammu & Kashmir	14	-	8	-	46	68	0.52%
15	Jharkhand	2	-	4	-	-	6	0.05%
16	Karnataka	7	-	35	-	-	42	0.32%
17	Kerala	36	114	40	-	-	190	1.45%
18	Ladakh	-	-	-	-	23	23	0.18%
19	Lakshadweep	-	-	-	-	-	-	-
20	Madhya Pradesh	52	-	8	-	-	60	0.46%
21	Maharastra	132	-	175	-	-	307	2.35%
22	Manipur	-	-	-	-	-	-	-
23	Meghalaya	63	7	3	-	-	73	0.56%
24	Mizoram	-	-	-	-	-	-	-
25	Nagaland	1	-	1	-	-	2	0.02%
26	Odisha	14	-	22	-	-	36	0.28%
27	Puducherry	-	-	18	-	-	18	0.14%
28	Punjab	29	-	-	-	-	29	0.22%
29	Rajasthan	-	-	6	-	-	6	0.05%
30	Sikkim	-	-	-	-	-	-	-
31	Tamil Nadu	1	-	53	-	-	54	0.41%
32	Telangana	23	-	41	-	-	64	0.49%
33	Tripura	1	-	6	-	3	10	0.08%
34	Uttar Pradesh	256	-	34	-	-	290	2.22%
35	Uttarakhand	18	-	252	-	-	270	2.06%
36	West Bengal	13	-	77	-	-	90	0.69%
37	*State-wise Breakup not available	86	-	8	-	-	94	0.72%
	Total	1283	355	1220	1	10221	13080	100%

*Relates to vacancies notified mostly by RRBs/some by UPSC etc. for which place of duty was not specified.

Source: Employment Exchanges in the country & Employment News, 2019-20

TABLE- 6A

**Vacancies for Graduate & above in the Various Branches of Social Science including
Education/Teaching by Pay Levels during 2019-20**

Sl. No.	Branches of Social Science	Pay level 1 to 5					
		Central Govt.	State Govt.	Quasi Govt.	Local Bodies	Private	Total
(1)	(2)	(3)	(4)	(5)	(6)	(7)	(8)
1	Accountancy	93	-	90	-	-	183
2	Accountancy, Chartered	-	-	23	-	-	23
3	Accountancy, Cost & Works	2	-	14	-	-	16
4	Accountancy, Management	-	-	-	-	-	-
5	Actuary	-	-	-	-	-	-
6	Anthropology	-	2	-	-	-	2
7	Archaeology	-	-	-	-	-	-
8	Archives	-	-	-	-	-	-
9	Economics	-	-	1	-	-	1
10	Education/Teaching	211	2	12	28	314	567
11	English	4	2	1	-	-	7
12	Geography	2	-	-	-	-	2
13	Hindi	6	-	3	-	-	9
14	History	1	-	3	-	-	4
15	Labour/Social Welfare	-	-	-	-	-	-
16	Home, Domestic Science/ Economics	-	-	-	-	-	-
17	Language	1	87	1	-	-	89
18	Law	112	24	30	-	65	231
19	Literature	-	-	-	-	-	-
20	Mathematics	5	-	23	-	-	28
21	Mathematics, Applied	-	-	-	-	-	-
22	Philosophy	-	-	-	-	-	-
23	Political Science	-	-	-	-	-	-
24	Psychology	10	-	1	-	-	11
25	Rural Science	-	-	-	-	-	-
26	Sociology/Social Work/Social Science	8	5	4	-	-	17
27	Statistics	-	-	2	-	-	2
28	Statistics, Mathematical	-	-	1	-	-	1
29	Statistics/Mathematics/Economics	-	-	-	-	-	-
30	Other Social Science Subjects	-	1	-	-	-	1
	Total	455	123	209	28	379	1194

Source: Employment Exchanges in the country & Employment News, 2019-20

TABLE-6A

**Vacancies for Graduate & above in the Various Branches of Social Science including
Education/Teaching by Pay Levels during 2019-20**

Sl. No.	Branches of Social Science	Pay level 6 to 9					Total
		Central Govt.	State Govt.	Quasi Govt.	Local Bodies	Private	
(1)	(2)	(3)	(4)	(5)	(6)	(7)	(8)
1	Accountancy	99	-	66	-	-	165
2	Accountancy, Chartered	8	11	296	-	-	315
3	Accountancy, Cost & Works	432	3	343	32	1	811
4	Accountancy, Management	4	-	5	-	-	9
5	Actuary	-	-	1	-	-	1
6	Anthropology	2	-	1	-	-	3
7	Archaeology	-	-	-	-	-	-
8	Archives	-	-	-	-	-	-
9	Economics	66	87	29	-	-	182
10	Education/Teaching	40	1004	33	-	1	1078
11	English	335	100	17	-	-	452
12	Geography	42	11	1	-	-	54
13	Hindi	404	204	170	-	-	778
14	History	51	47	9	-	-	107
15	Labour/Social Welfare	4	1	10	-	-	15
16	Home, Domestic Science/ Economics	-	268	1	-	-	269
17	Language	61	75	12	-	-	148
18	Law	175	64	119	-	-	358
19	Literature	139	-	1	-	-	140
20	Mathematics	511	78	10	-	-	599
21	Mathematics, Applied	6	-	1	-	-	7
22	Philosophy	1	-	-	-	-	1
23	Political Science	4	67	-	-	-	71
24	Psychology	17	321	7	-	-	345
25	Rural Science	-	16	-	-	-	16
26	Sociology/Social Work/Social Science	191	12	25	-	-	228
27	Statistics	2	1	8	-	-	11
28	Statistics, Mathematical	-	-	23	-	-	23
29	Statistics/Mathematics/ Economics	37	1	-	-	-	38
30	Other Social Science Subjects	5	1	32	-	-	38
	Total	2636	2372	1220	32	2	6262

Source: Employment Exchanges in the country & Employment News, 2019-20

TABLE- 6A

**Vacancies for Graduate & above in the Various Branches of Social Science including
Education/Teaching by Pay Levels during 2019-20**

Sl. No.	Branches of Social Science	Pay Level 10 & Above					
		Central Govt.	State Govt.	Quasi Govt.	Local Bodies	Private	Total
(1)	(2)	(3)	(4)	(5)	(6)	(7)	(8)
1	Accountancy	42	2	140	-	-	184
2	Accountancy, Chartered	84	5	196	1	-	286
3	Accountancy, Cost & Works	150	4	109	6	-	269
4	Accountancy, Management	52	2	33	-	-	87
5	Actuary	-	-	30	-	-	30
6	Anthropology	15	-	2	-	-	17
7	Archaeology	12	-	7	-	-	19
8	Archives	-	-	-	-	-	-
9	Economics	107	7	121	-	-	235
10	Education/Teaching	189	104	659	2	3111	4065
11	English	115	21	99	-	-	235
12	Geography	40	16	33	-	-	89
13	Hindi	171	5	114	1	-	291
14	History	80	-	72	-	-	152
15	Labour/Social Welfare	8	7	-	-	-	15
16	Home, Domestic Science/ Economics	10	-	7	-	-	17
17	Language	324	2	78	-	-	404
18	Law	255	62	192	2	127	638
19	Literature	18	-	9	-	-	27
20	Mathematics	88	18	107	-	-	213
21	Mathematics, Applied	17	4	3	-	-	24
22	Philosophy	28	-	138	-	-	166
23	Political Science	129	-	69	-	-	198
24	Psychology	97	-	33	-	9440	9570
25	Rural Science	3	-	5	-	-	8
26	Sociology/Social Work/Social Science	119	19	68	-	-	206
27	Statistics	114	9	20	-	-	143
28	Statistics, Mathematical	4	-	1	-	-	5
29	Statistics/Mathematics/Economics	97	-	14	-	-	111
30	Other Social Science Subjects	225	-	314	-	-	539
	Total	2593	287	2673	12	12678	18243

Source: Employment Exchanges in the country & Employment News, 2019-20

TABLE- 6B

**Vacancies for Graduate & above in the Various Branches of Social Science including
Education/Teaching according to Work-Experience during 2019-20**

Sl. No.	Branches of Social Science	Vacancies for Social Scientists		
		With Experience	Without Experience	Total
(1)	(2)	(3)	(4)	(5)
1	Accountancy	477	55	532
2	Accountancy, Chartered	366	258	624
3	Accountancy, Cost & Works	692	404	1096
4	Accountancy, Management	95	1	96
5	Actuary	1	30	31
6	Anthropology	21	1	22
7	Archaeology	16	3	19
8	Archives	-	-	-
9	Economics	346	72	418
10	Education/Teaching	1923	3787	5710
11	English	596	98	694
12	Geography	117	28	145
13	Hindi	922	156	1078
14	History	204	59	263
15	Labour/Social Welfare	20	10	30
16	Home, Domestic Science/ Economics	281	5	286
17	Language	339	302	641
18	Law	687	540	1227
19	Literature	167	-	167
20	Mathematics	754	86	840
21	Mathematics, Applied	11	20	31
22	Philosophy	152	15	167
23	Political Science	175	94	269
24	Psychology	436	9490	9926
25	Rural Science	24	-	24
26	Sociology/Social Work/Social Science	402	49	451
27	Statistics	129	27	156
28	Statistics, Mathematical	6	23	29
29	Statistics/Mathematics/ Economics	117	32	149
30	Other Social Science Subjects	489	89	578
	Total	9965	15734	25699

Source: Employment Exchanges in the country & Employment News, 2019-20

TABLE- 6C

State-wise and Sector-wise Vacancies in the Various Branches of Social Science including Education/Teaching for Graduate & above during 2019-20

Sl. No.	States/UTs	Central Govt.	State Govt.	Quasi Govt.	Local Bodies	Private	Total	% to Total
(1)	(2)	(3)	(4)	(5)	(6)	(7)	(8)	(9)
1	Andaman & Nicobar	51	5	30	-	-	86	0.33%
2	Andhra Pradesh	-	-	-	-	-	-	-
3	Arunachal Pradesh	-	-	-	-	-	-	-
4	Assam	11	-	48	-	-	59	0.23%
5	Bihar	20	105	10	-	7	142	0.55%
6	Chandigarh	-	-	-	-	-	-	-
7	Chattisgarh	-	-	-	-	-	-	-
8	Dadra & Nagar Haveli, Daman & Diu	-	-	-	-	-	-	-
9	Delhi	2188	2339	2308	42	-	6877	26.76%
10	Goa	4	-	1	-	-	5	0.02%
11	Gujarat	95	20	4	-	9532	9651	37.55%
12	Haryana	6	-	176	-	-	182	0.71%
13	Himachal Pradesh	28	121	-	-	-	149	0.58%
14	Jammu & Kashmir	74	-	25	-	-	99	0.39%
15	Jharkhand	16	-	93	-	-	109	0.42%
16	Karnataka	64	-	88	-	-	152	0.59%
17	Kerala	41	111	24	1	1	178	0.69%
18	Ladakh	-	-	-	-	-	-	-
19	Lakshadweep	-	-	-	-	-	-	-
20	Madhya Pradesh	144	47	7	-	-	198	0.77%
21	Maharashtra	649	23	413	29	3519	4633	18.03%
22	Manipur	1	-	-	-	-	1	0.00%
23	Meghalaya	15	2	26	-	-	43	0.17%
24	Mizoram	4	-	4	-	-	8	0.03%
25	Nagaland	-	-	-	-	-	-	-
26	Odisha	72	-	22	-	-	94	0.37%
27	Puducherry	3	-	-	-	-	3	0.01%
28	Punjab	82	-	-	-	-	82	0.32%
29	Rajasthan	6	1	11	-	-	18	0.07%
30	Sikkim	9	-	-	-	-	9	0.04%
31	Tamil Nadu	76	-	16	-	-	92	0.36%
32	Telangana	194	-	22	-	-	216	0.84%
33	Tripura	-	-	2	-	-	2	0.01%
34	Uttar Pradesh	1695	-	92	-	-	1787	6.95%
35	Uttarakhand	16	1	54	-	-	71	0.28%
36	West Bengal	32	7	355	-	-	394	1.53%
37	*State-wise Breakup not available	88	-	271	-	-	359	1.40%
	Total	5684	2782	4102	72	13059	25699	100%

*Relates to vacancies notified mostly by RRBs/some by UPSC etc. for which place of duty was not specified.

Source: Employment Exchanges in the country & Employment News, 2019-20

TABLE-7A

**Vacancies for Graduate & above in Other Miscellaneous Disciplines
By Pay Levels during 2019-20**

Sl. No.	Miscellaneous Disciplines	Pay level 1 to 5					Total
		Central Govt.	State Govt.	Quasi Govt.	Local Bodies	Private	
(1)	(2)	(3)	(4)	(5)	(6)	(7)	(8)
1	Art, Fine	1	-	58	-	-	59
2	Art, Commercial	2	-	-	-	-	2
3	Banking	-	-	-	-	-	-
4	Catering	6	-	-	-	-	6
5	Cinematography	-	-	-	-	-	-
6	Company Secretaryship	-	-	-	-	-	-
7	Film Direction	1	-	-	-	-	1
8	Hotel Management	2	-	22	-	-	24
9	Industrial Management/ Business Management & Administration	513	-	83	-	4555	5151
10	Interior Decoration, Display & Designing	1	-	-	-	-	1
11	Insurance	-	-	-	-	-	-
12	Journalism	1	-	7	-	-	8
13	Library Science	23	1	18	-	-	42
14	Music, Instrumental	4	-	1	-	-	5
15	Music, Vocal	2	2	-	-	-	4
16	Museology	-	-	-	-	-	-
17	Nutrition/Applied Nutrition	-	-	-	-	-	-
18	Pass-Graduates in Science, Arts & Commerce suitable for Office work	1328	4707	24628	21	67133	97817
19	Physical Education	15	-	3	-	-	18
20	Public Administration	-	-	-	-	-	-
21	Research Methodology	-	477	-	-	-	477
22	Sculpture	4	-	-	-	-	4
23	Secretarial and Commercial Work & Practices	18	-	13	-	-	31
24	Stage Craft & Dramatics	-	-	-	-	-	-
25	Other Vacancies (Unspecified)	83	7	139	-	192	421
	Total	2004	5194	24972	21	71880	104071

Source: Employment Exchanges in the country & Employment News, 2019-20

TABLE-7A

**Vacancies for Graduate & above in Other Miscellaneous Disciplines
By Pay Levels during 2019-20**

Sl. No.	Miscellaneous Disciplines	Pay level 6 to 9					
		Central Govt.	State Govt.	Quasi Govt.	Local Bodies	Private	Total
(1)	(2)	(3)	(4)	(5)	(6)	(7)	(8)
1	Art, Fine	132	23	5	-	-	160
2	Art, Commercial	5	-	-	-	-	5
3	Banking	-	-	-	-	-	-
4	Catering	6	-	-	-	-	6
5	Cinematography	2	-	-	-	-	2
6	Company Secretaryship	-	-	7	-	-	7
7	Film Direction	2	-	-	-	-	2
8	Hotel Management	3	-	12	-	-	15
9	Industrial Management/ Business Management & Administration	27	2	772	-	550	1351
10	Interior Decoration, Display & Designing	-	-	-	-	-	-
11	Insurance	-	-	-	-	-	-
12	Journalism	6	-	7	-	-	13
13	Library Science	133	220	23	1	-	377
14	Music, Instrumental	-	-	2	-	-	2
15	Music, Vocal	111	125	-	-	-	236
16	Museology	-	-	2	-	-	2
17	Nutrition/Applied Nutrition	-	-	-	-	-	-
18	Pass-Graduates in Science, Arts & Commerce suitable for Office work	3435	1831	19159	5	129	24559
19	Physical Education	261	710	12	-	-	983
20	Public Administration	22	-	9	-	-	31
21	Research Methodology	-	-	-	-	-	-
22	Sculpture	-	-	-	-	-	-
23	Secretarial and Commercial Work & Practices	383	-	9	-	-	392
24	Stage Craft & Dramatics	-	-	-	-	-	-
25	Other Vacancies (Unspecified)	112	237	103	-	-	452
	Total	4640	3148	20122	6	679	28595

Source: Employment Exchanges in the country & Employment News, 2019-20

TABLE-7A

**Vacancies for Graduate & above in Other Miscellaneous Disciplines
By Pay Levels during 2019-20**

Sl. No.	Miscellaneous Disciplines	Pay level 10 & above					Total
		Central Govt.	State Govt.	Quasi Govt.	Local Bodies	Private	
(1)	(2)	(3)	(4)	(5)	(6)	(7)	(8)
1	Art, Fine	24	-	7	-	-	31
2	Art, Commercial	12	-	-	-	-	12
3	Banking	-	-	-	-	-	-
4	Catering	-	-	-	-	-	-
5	Cinematography	2	-	-	-	-	2
6	Company Secretaryship	-	-	14	-	-	14
7	Film Direction	2	-	-	-	-	2
8	Hotel Management	18	5	21	-	-	44
9	Industrial Management/ Business Management & Administration	207	31	280	3	5755	6276
10	Interior Decoration, Display & Designing	5	-	-	-	-	5
11	Insurance	-	1	9	-	-	10
12	Journalism	38	-	49	-	-	87
13	Library Science	45	8	27	-	-	80
14	Music, Instrumental	21	-	-	-	-	21
15	Music, Vocal	9	-	1	-	-	10
16	Museology	5	-	2	-	-	7
17	Nutrition/Applied Nutrition	1	-	9	-	-	10
18	Graduates in Science, Arts & Commerce suitable for office work	3401	218	4617	22	63443	71701
19	Physical Education	59	4	28	-	38	129
20	Public Administration	23	-	10	-	-	33
21	Research Methodology	-	2	-	-	-	2
22	Sculpture	-	-	-	-	-	-
23	Secretarial and Commercial Work & Practices	16	-	1	-	-	17
24	Stage Craft & Dramatics	3	-	1	-	-	4
25	Other Vacancies (Unspecified)	33	5	167	-	-	205
	Total	3924	274	5243	25	69236	78702

Source: Employment Exchanges in the country & Employment News, 2019-20

TABLE- 7B

**Vacancies for Graduate & above in Other Miscellaneous Disciplines
According to Work-Experience during 2019-20**

Sl. No.	Type of Vacancies	Vacancies for Graduates during		
		With Experience	Without Experience	Total
(1)	(2)	(3)	(4)	(5)
1	Art, Fine	235	15	250
2	Art, Commercial	9	10	19
3	Banking	-	-	-
4	Catering	12	-	12
5	Cinematography	2	2	4
6	Company Secretaryship	18	3	21
7	Film Direction	3	2	5
8	Hotel Management	82	1	83
9	Industrial Management/ Business Management & Administration	2354	10424	12778
10	Interior Decoration, Display & Designing	6	-	6
11	Insurance	9	1	10
12	Journalism	104	4	108
13	Library Science	448	51	499
14	Music, Instrumental	21	7	28
15	Music, Vocal	242	8	250
16	Museology	6	3	9
17	Nutrition/Applied Nutrition	10	-	10
18	Pass-Graduates in Science, Arts & Commerce suitable for Office work	16974	177103	194077
19	Physical Education	1063	67	1130
20	Public Administration	59	5	64
21	Research Methodology	2	477	479
22	Sculpture	4	-	4
23	Secretarial and Commercial Work & Practices	249	191	440
24	Stage Craft & Dramatics	3	1	4
25	Other Vacancies (Unspecified)	712	366	1078
	Total	22627	188741	211368

Source: Employment Exchanges in the country & Employment News, 2019-20

TABLE- 7C

**State-wise & Sector-wise Vacancies in Other Miscellaneous Disciplines for
Graduate & above during 2019-20**

Sl. No.	Row Labels	Central Govt.	State Govt.	Quasi Govt.	Local Bodies	Private	Total	% to Total
(1)	(2)	(3)	(4)	(5)	(6)	(7)	(8)	(9)
1	Andaman & Nicobar	107	3	69	-	10	189	0.09%
2	Andhra Pradesh	-	-	-	-	-	-	-
3	Arunachal Pradesh	-	-	-	-	-	-	-
4	Assam	19	17	80	-	18	134	0.06%
5	Bihar	272	509	243	-	1259	2283	1.08%
6	Chandigarh	-	-	-	-	-	-	-
7	Chattisgarh	-	-	-	-	-	-	-
8	Dadra & Nagar Haveli, Daman & Diu	-	-	-	-	-	-	-
9	Delhi	3358	2572	1818	13	950	8711	4.12%
10	Goa	1	-	8	-	-	9	0.00%
11	Gujarat	74	1	19	-	4232	4326	2.05%
12	Haryana	21	2	127	-	1	151	0.07%
13	Himachal Pradesh	30	1769	24	-	434	2257	1.07%
14	Jammu & Kashmir	14	-	21	-	-	35	0.02%
15	Jharkhand	-	1	45	-	4	50	0.02%
16	Karnataka	55	-	109	-	-	164	0.08%
17	Kerala	107	397	119	1	5	629	0.30%
18	Ladakh	-	4	-	-	1	5	0.00%
19	Lakshadweep	-	-	-	-	-	-	-
20	Madhya Pradesh	118	-	17	-	-	135	0.06%
21	Maharashtra	1382	15	3746	30	132794	137967	65.27%
22	Manipur	6	-	1	-	-	7	0.00%
23	Meghalaya	94	524	35	-	20	673	0.32%
24	Mizoram	-	1740	5	-	-	1745	0.83%
25	Nagaland	1	-	3	-	-	4	0.00%
26	Odisha	23	-	124	-	-	147	0.07%
27	Puducherry	100	760	44	-	231	1135	0.54%
28	Punjab	48	34	25	-	-	107	0.05%
29	Rajasthan	19	-	192	-	-	211	0.10%
30	Sikkim	9	-	-	-	-	9	0.00%
31	Tamil Nadu	55	244	222	8	52	581	0.27%
32	Telangana	74	13	53	-	1780	1920	0.91%
33	Tripura	1	8	-	-	4	13	0.01%
34	Uttar Pradesh	727	-	216	-	-	943	0.45%
35	Uttarakhand	38	-	209	-	-	247	0.12%
36	West Bengal	121	3	258	-	-	382	0.18%
37	*State-wise Breakup not available	3694	-	42505	-	-	46199	21.86%
	Total	10568	8616	50337	52	141795	211368	100%

*Relates to vacancies notified mostly by RRBs/some by UPSC etc. for which place of duty was not specified.

Source: Employment Exchanges in the country & Employment News, 2019-20

TABLE-8A

Distribution of Vacancies for Graduates & above by Branches of Study & Sectors of Establishments during 2019-20

Sl. No.	Branches of Study	Central Govt.	% of Total no. of Vacancies of Central Govt.	State Govt.	% of Total no of Vacancies of State Govt.	Quasi Govt.	% of Total no. Vacancies of Quasi Govt.	Local Bodies	% of Total no. Vacancies of Local Bodies	Private	% of Total no. Vacancies of Private Employers	Total	% of Total No. of Vacancies
(1)	(2)	(3)	(4)	(5)	(6)	(7)	(8)	(9)	(10)	(11)	(12)	(13)	(14)
1	Engineering	2864	11.28%	1857	12.42%	6772	10.15%	28	9.93%	26786	13.78%	38307	12.70%
2	Technology	134	0.53%	2	0.01%	215	0.32%	-	-	18	0.01%	369	0.12%
3	Agriculture	532	2.10%	369	2.47%	1309	1.96%	-	-	653	0.34%	2863	0.95%
4	Medicine	4317	17.01%	974	6.51%	2744	4.11%	129	45.74%	1883	0.97%	10047	3.33%
5	Natural Science	1283	5.05%	355	2.37%	1220	1.83%	1	0.35%	10221	5.26%	13080	4.33%
6	Social Science including Education/ Teaching	5684	22.39%	2782	18.60%	4102	6.15%	72	25.53%	13059	6.72%	25699	8.52%
7	Misc. Disciplines	10568	41.64%	8616	57.61%	50337	75.47%	52	18.44%	141795	72.93%	211368	70.05%
	Total	25382		14955		66699		282		194415		301733	

Table-8B

**Distribution of Vacancies for Graduates & above according to Grade Pay Levels
During the year 2019-20**

Sl. No.	Branches of Study	Pay Level 1 to 5		Pay Level 6 to 9		Pay Level 10 and above		Total of col. 3,5 & 7	% age of Respective Branch of the Study to the Total no. of Vacancies
		Total No of Vacancies	% to Total No of Vacancies of Pay Level 1-5	Total No of Vacancies	% to Total No of Vacancies of Pay Level 1-5	Total No of Vacancies	% to Total No of Vacancies of Pay Level 10 & Above		
		% to Total No of Vacancies Branch Wise		% to Total No of Vacancies Branch Wise		% to Total No of Vacancies Branch Wise			
(1)	(2)	(3)	(4)	(5)	(6)	(7)	(8)	(9)	(10)
1	Engineering	948	0.68%	5442	11.93%	31917	27.13%	38307	12.70%
		2.47%		14.21%		83.32%			
2	Technology	76	0.05%	126	0.28%	167	0.14%	369	0.12%
		20.60%		34.15%		45.26%			
3	Agriculture	353	0.25%	1175	2.58%	1335	1.13%	2863	0.95%
		12.33%		41.04%		46.63%			
4	Medicine	1490	1.08%	2765	6.06%	5792	4.92%	10047	3.33%
		14.83%		27.52%		57.65%			
5	Natural Science	545	0.39%	1083	2.37%	11452	9.73%	13080	4.33%
		4.17%		8.28%		87.55%			
6	Social Science including Education/ Teaching	1194	0.86%	6262	13.73%	18243	15.51%	25699	8.52%
		4.65%		24.37%		70.99%			
7	Misc. Disciplines	104071	75.15%	28595	62.70%	78702	66.89%	211368	70.05%
		49.24%				37.23%			
	Total	108677	78.48%	45448	99.66%	147608	125.46%	301733	100.00%
		36.02%		15.06%		48.92%			

Source: Employment Exchanges in the country & Employment News, 2019-20

TABLE-8C**Distribution of Vacancies for Graduates & above according to Experience during the year 2019-20**

Sl. No.	Branches of Study	With Experience	Percentage	Without Experience	Percentage	Total	% to Total
(1)	(2)	(3)	(4)	(5)	(6)	(7)	(8)
1	Engineering	7390	14.88%	30917	12.27%	38307	12.70%
2	Technology	305	0.61%	64	0.03%	369	0.12%
3	Agriculture	592	1.19%	2271	0.90%	2863	0.95%
4	Medicine	6719	13.53%	3328	1.32%	10047	3.33%
5	Natural Science	2060	4.15%	11020	4.37%	13080	4.33%
6	Social Science including Education/ Teaching	9965	20.07%	15734	6.24%	25699	8.52%
7	Misc. Disciplines	22627	45.57%	188741	74.87%	211368	70.05%
	Total	49658	100.00%	252075	100.00%	301733	100.00%

TABLE-8D

Distribution of vacancies for Graduates & above State-wise and Branches of Study Wise during 2019-20

Sl. No.	States/UTs	Engineering	Technology	Agriculture	Medicine	Natural Science	Social Science including Education/Teaching	Misc. Disciplines	Total	% to Total
(1)	(2)	(3)	(4)	(5)	(6)	(7)	(8)	(9)	(10)	(11)
1	Andaman & Nicobar	130	3	29	49	40	86	189	526	0.17%
2	Andhra Pradesh	-	-	-	-	-	-	-	-	-
3	Arunachal Pradesh	-	-	-	-	-	-	-	-	-
4	Assam	25	2	11	56	57	59	134	344	0.11%
5	Bihar	99		25	601	19	142	2283	3169	1.05%
6	Chandigarh	-	-	-	-	-	-	-	-	-
7	Chattisgarh	-	-	-	-	-	-	-	-	-
8	Dadra & Nagar Haveli, Daman & Diu	-	-	-	-	-	-	-	-	-
9	Delhi	4531	150	205	3111	968	6877	8711	24553	8.14%
10	Goa	4	-	-	-	19	5	9	37	0.01%
11	Gujarat	1547	-	4	114	10156	9651	4326	25798	8.55%
12	Haryana	247	36	22	102	87	182	151	827	0.27%
13	Himachal Pradesh	20	1	106	921	2	149	2257	3456	1.15%
14	Jammu & Kashmir	54	6	1	5	68	99	35	268	0.09%
15	Jharkhand	313	1	-	8	6	109	50	487	0.16%
16	Karnataka	448	12	1	104	42	152	164	923	0.31%
17	Kerala	471	5	155	163	190	178	629	1791	0.59%
18	Ladakh	-	-	-	-	23	-	5	28	0.01%
19	Lakshadweep	-	-	9	-	-	-	-	9	0.00%
20	Madhya Pradesh	52	16	19	74	60	198	135	554	0.18%
21	Maharashtra	27117	50	1088	2444	307	4633	137967	173606	57.54%
22	Manipur	22	-	1	1	-	1	7	32	0.01%
23	Meghalaya	19	4	2	113	73	43	673	927	0.31%
24	Mizoram	-	-	-	1	-	8	1745	1754	0.58%
25	Nagaland	5	-	2	-	2	-	4	13	0.00%
26	Odisha	46	1	6	508	36	94	147	838	0.28%
27	Puducherry	6	1		312	18	3	1135	1475	0.49%
28	Punjab	103	8	5	12	29	82	107	346	0.11%
29	Rajasthan	42	2	3	165	6	18	211	447	0.15%
30	Sikkim	-	1	-	2	-	9	9	21	0.01%
31	Tamil Nadu	94	6	4	56	54	92	581	887	0.29%
32	Telangana	243	5	39	21	64	216	1920	2508	0.83%
33	Tripura	50	3	-	-	10	2	13	78	0.03%
34	Uttar Pradesh	633	27	166	378	290	1787	943	4224	1.40%
35	Uttarakhand	621	2	19	507	270	71	247	1737	0.58%
36	West Bengal	1150		6	128	90	394	382	2150	0.71%
37	*State-wise Breakup not available	215	27	935	91	94	359	46199	47920	15.88%
	Total	38307	369	2863	10047	13080	25699	211368	301733	100%

* Relates mostly to vacancies notified by the Railway Recruitment Boards/UPSC etc. for which places of duty not specified.

TABLE-8E**Distribution of Vacancies for Graduates & above by Nature of the Employment during 2019-20**

Sl. No.	Branches of Study	Regular Vacancies	Deputation Vacancies	Contract/ Temporary Vacancies	Total Vacancies notified during 2019-20
(1)	(2)	(3)	(4)	(5)	(6)
1	Engineering	8124	967	29216	38307
		21.21%	2.52%	76.27%	100%
2	Technology	219	63	87	369
		59.35%	17.07%	23.58%	100%
3	Agriculture	2517	136	210	2863
		87.91%	4.75%	7.33%	100%
4	Medicine	8475	422	1150	10047
		84.35%	4.20%	11.45%	100%
5	Natural Science	2434	179	10467	13080
		18.61%	1.37%	80.02%	100%
6	Social Science including Education/ Teaching	10795	1384	13520	25699
		42.01%	5.39%	52.61%	100%
7	Miscellaneous Disciplines	75103	3013	133252	211368
		35.53%	1.43%	63.04%	100%
	Total	107667	6164	187902	301733
	% to Total Vacancies	35.68%	2.04%	62.27%	100%

TABLE-9A

**Distribution of Vacancies for Diploma Holders by Branches of Study
& Sector of Establishments during 2019-20**

Sl. No.	Branches of Study	Central Govt.	State Govt.	*Quasi Govt.	Local Bodies	Private	Total
(1)	(2)	(3)	(4)	(5)	(6)	(7)	(8)
1	Engineering	1298	514	3071	179	26557	31619
		63.22%	21.23%	83.91%	39.43%	97.14%	88.01
2	Technology	319	24	94	-	50	487
		15.54%	0.99%	2.57%	-	0.18%	1.36
3	Agriculture	8	-	3	-	-	11
		0.39%	-	0.08%	-	-	0.03
4	Medicine	159	1068	179	-	366	1772
		7.74%	44.11%	4.89%	-	1.34%	4.93
5	Natural Science	5	4	2	-	-	11
		0.24%	0.17%	0.05%	-	-	0.03
6	Social Science including Education/ Teaching	99	782	15	275	316	1487
		4.82%	32.30%	0.41%	60.57%	1.16%	4.14
7	Miscellaneous Disciplines	165	29	296	-	50	540
		8.04%	1.20%	8.09%	-	0.18%	1.5
	Total	2053	2421	3660	454	27339	35927

*Vacancies in Quasi-Government bodies under Central Government and State Government have been included under the head Quasi-Government

TABLE-9B

Distribution of vacancies for Diploma Holders according to Branches of Study and Grade Pay Ranges during 2019-20

Sl. No.	Branches of Study	Pay Level 1 to 5		Pay Level 6 to 9		Pay Level 10 and above		Total of col. 3 5 & 7	% of Respective Branches of Study to the Total No. of Vacancies
		Total No of Vacancies	% to Total No of Vacancies of Pay Level 1-5	Total No of Vacancies	% to Total No of Vacancies of Pay Level 6-9	Total No of Vacancies	% to Total No of Vacancies of Pay Level 10 & Above		
		% to Total No of Vacancies Branch Wise		% to Total No of Vacancies Branch Wise		% to Total No of Vacancies Branch Wise			
(1)	(2)	(3)	(4)	(5)	(6)	(7)	(8)	(9)	(10)
1	Engineering	10076	84.00%	2524	57.90%	19019	97.17%	31619	88.01%
		31.87%		7.98%		60.15%		100.00%	
2	Technology	260	2.17%	226	5.18%	1	0.01%	487	1.36%
		53.39%		46.41%		0.21%		100.00%	
3	Agriculture	10	0.08%	1	0.02%	-	-	11	0.03%
		90.91%		9.09%		-		100.00%	
4	Medicine	1257	10.48%	514	11.79%	1	0.01%	1772	4.93%
		70.94%		29.01%		0.06%		100.00%	
5	Natural Science	9	0.08%	2	0.05%	-	-	11	0.03%
		81.82%		18.18%		-		100.00%	
6	Social Science including Education/ Teaching	89	0.74%	850	19.50%	548	2.80%	1487	4.14%
		5.99%		57.16%		36.85%		100.00%	
7	Miscellaneous Disciplines	294	2.45%	242	5.55%	4	0.02%	540	1.50%
		54.44%		44.81%		0.74%		100.00%	
	Total	11995	100%	4359	100%	19573	100%	35927	100%
		33.39%		12.13%		54.48%		100%	

TABLE-9C**Distribution of Vacancies for Diploma Holders according to Experience during the year 2019-20**

Sl. No.	Branches of Study	With Experience	Without Experience	Total	% to Total
1	Engineering	2665	28954	31619	88.01%
2	Technology	304	183	487	1.36%
3	Agriculture	3	8	11	0.03%
4	Medicine	190	1582	1772	4.93%
5	Natural Science	6	5	11	0.03%
6	Social Science including Education/ Teaching	13	1474	1487	4.14%
7	Miscellaneous Disciplines	423	117	540	1.50%
	Total	3604	32323	35927	100.00%

TABLE -9D

Distribution of Vacancies for Diploma holders State-wise and Branches of Study-Wise during 2019-20

Sl. No.	States/UTs	Engineering	Technology	Agriculture	Medicine	Natural Science	Social Science including Education/Teaching	Miscellaneous Disciplines	Total	% to Total
(1)	(2)	(3)	(4)	(5)	(6)	(7)	(8)	(9)	(10)	(11)
1	Andaman & Nicobar	275	-	-	9	-	-	1	285	0.79%
2	Andhra Pradesh	-	-	-	-	-	-	-	-	-
3	Arunachal Pradesh	-	-	-	-	-	-	-	-	-
4	Assam	47	3	-	6	-	-	128	184	0.51%
5	Bihar	1405	3	-	6	-	3	15	1432	3.99%
6	Chandigarh	-	-	-	-	-	-	-	-	-
7	Chattisgarh	-	-	-	-	-	-	-	-	-
8	Dadra & Nagar Haveli, Daman & Diu	-	-	-	-	-	-	-	-	-
9	Delhi	1064	10	5	30	7	784	102	2002	5.57%
10	Goa	34	21	-	-	-	-	-	55	0.15%
11	Gujarat	64	-	-	-	-	-	-	64	0.18%
12	Haryana	257	50	-	-	-	-	4	311	0.87%
13	Himachal Pradesh	11	18	-	701	-	-	10	740	2.06%
14	Jammu & Kashmir	5	-	-	-	-	-	-	5	0.01%
15	Jharkhand	84	-	-	31	-	1	5	121	0.34%
16	Karnataka	97	251	-	10	-	2	3	363	1.01%
17	Kerala	190	9	1	135	4	3	9	351	0.98%
18	Ladakh	10	-	-	-	-	-	-	10	0.03%
19	Lakshadweep	-	-	-	-	-	-	-	-	-
20	Madhya Pradesh	55	21	5	32	-	-	14	127	0.35%
21	Maharashtra	26825	19	-	196	-	675	61	27776	77.31%
22	Manipur	-	-	-	-	-	-	-	-	-
23	Meghalaya	5	1	-	231	-	-	2	239	0.67%
24	Mizoram	40	-	-	-	-	-	1	41	0.11%
25	Nagaland	-	-	-	-	-	-	2	2	0.01%
26	Odisha	8	-	-	10	-	-	-	18	0.05%
27	Puducherry	22	-	-	-	-	-	-	22	0.06%
28	Punjab	34	-	-	2	-	-	-	36	0.10%
29	Rajasthan	3	3	-	11	-	1	2	20	0.06%
30	Sikkim	-	-	-	-	-	-	2	2	0.01%
31	Tamil Nadu	100	-	-	1	-	1	9	111	0.31%
32	Telangana	116	35	-	334	-	1	76	562	1.56%
33	Tripura	1	-	-	-	-	-	-	1	0.00%
34	Uttar Pradesh	96	33	-	8	-	1	37	175	0.49%
35	Uttarakhand	18	7	-	11	-	2	48	86	0.24%
36	West Bengal	361	3	-	7	-	13	8	392	1.09%
37	*State-wise Breakup not available	392	-	-	1	-	-	1	394	1.10%
	Total	31619	487	11	1772	11	1487	540	35927	100%

* Relates mostly to vacancies notified by the Railway Recruitment Boards/UPSC etc. for which places of duty not specified.

TABLE-9E**Distribution of Vacancies for Diploma holders by Nature of the Employment during 2019-20**

Sl. No.	Branches of Study	Regular Vacancies	Deputation Vacancies	Contract/ Temporary Vacancies	Total Vacancies notified during 2019-20
(1)	(2)	(3)	(4)	(5)	(8)
1	Engineering	29169	164	2286	31619
		92.25%	0.52%	7.23%	100%
2	Technology	363	11	113	487
		74.54%	2.26%	23.20%	100%
3	Agriculture	5	2	4	11
		45.45%	18.18%	36.36%	100%
4	Medicine	800	16	956	1772
		45.15%	0.90%	53.95%	100%
5	Natural Science	8	-	3	11
		72.73%	-	27.27%	100%
6	Social Science including Education/ Teaching	1477	4	6	1487
		99.33%	0.27%	0.40%	100%
7	Miscellaneous Disciplines	355	41	144	540
		65.74%	7.59%	26.67%	100%
	Total	32177	238	3512	35927
	% to Total Vacancies	89.56%	0.66%	9.78%	100%

TABLE – 10

State-wise Dispersion of Various Vacancies for Non-Graduates including ITIs during 2019-20

Sl. No.	Name of State/UTs	Middle School	High School	Sr. Sec. School	ITI	Total	% to total
(1)	(2)	(3)	(4)	(5)	(6)	(7)	(8)
1	Andaman & Nicobar	6	300	46	156	508	1.43%
2	Andhra Pradesh	-	-	-	-	-	-
3	Arunachal Pradesh	-	-	-	-	-	-
4	Assam	-	117	41	29	187	0.53%
5	Bihar	1	406	495	52	954	2.69%
6	Chandigarh	-	-	-	-	-	-
7	Chattisgarh	-	-	-	-	-	-
8	Dadra & Nagar Haveli, Daman & Diu	-	-	-	-	-	-
9	Delhi	15	3142	3032	1482	7671	21.60%
10	Goa	-	10	-	-	10	0.03%
11	Gujarat	-	48	25	25	98	0.28%
12	Haryana	148	85	87	31	351	0.99%
13	Himachal Pradesh	9	2781	3188	9	5987	16.86%
14	Jammu & Kashmir	-	6	11	-	17	0.05%
15	Jharkhand	-	83	5	24	112	0.32%
16	Karnataka	3	103	78	258	442	1.24%
17	Kerala	84	363	99	101	647	1.82%
18	Ladakh	6	12	3	-	21	0.06%
19	Lakshadweep	-	-	-	-	-	-
20	Madhya Pradesh	2	494	118	74	688	1.94%
21	Maharashtra	4	1936	105	762	2807	7.90%
22	Manipur	-	-	-	-	-	-
23	Meghalaya	15	334	33	28	410	1.15%
24	Mizoram	20	87	44	-	151	0.43%
25	Nagaland	-	-	1	-	1	0.00%
26	Odisha	26	419	23	74	542	1.53%
27	Puducherry	-	25	19	-	44	0.12%
28	Punjab	34	11	3	21	69	0.19%
29	Rajasthan	100	26	98	3532	3756	10.58%
30	Sikkim	-	6	5	1	12	0.03%
31	Tamil Nadu	63	293	218	226	800	2.25%
32	Telangana	7	503	31	276	817	2.30%
33	Tripura	20	5	69	1	95	0.27%
34	Uttar Pradesh	111	245	227	47	630	1.77%
35	Uttarakhand	1	77	30	1	109	0.31%
36	West Bengal	7	624	41	113	785	2.21%
37	*State-wise Breakup not available	-	2217	4248	327	6792	19.13%
	Total	682	14758	12423	7650	35513	100%

* Relates mostly to vacancies notified by the Railway Recruitment Boards/UPSC etc. for which places of duty not specified.

Source: Employment Exchanges in the country & Employment News, 2019-20

TABLE-11A

Distribution of Deputation Vacancies by Branches of Study & Sector of Establishments during 2019-20

Sl. No.	Branches of Study	Central Govt.	% age	State Govt.	% age	*Quasi Govt.	% age	Local Bodies	% age	Private	% age	Total	% age to total
(1)	(2)	(3)	(4)	(5)	(6)	(7)	(8)	(9)	(10)	(11)	(12)	(13)	(14)
1	Engineering	709	14.17%	64	39.51%	435	24.33%	1	1.75%	-	-	1209	17.24%
2	Technology	35	0.70%	-	-	39	2.18%	-	-	-	-	74	1.06%
3	Agriculture	95	1.90%	9	5.56%	34	1.90%	-	-	-	-	138	1.97%
4	Medicine	198	3.96%	6	3.70%	242	13.53%	2	3.51%	-	-	448	6.39%
5	Natural Science	96	1.92%	-	-	93	5.20%	1	1.75%	-	-	190	2.71%
6	Social Science including Education/ Teaching	1033	20.64%	54	33.33%	261	14.60%	40	70.18%	-	-	1388	19.79%
7	Misc. Disciplines	2839	56.72%	29	17.90%	684	38.26%	13	22.81%	-	-	3565	50.84%
	Total	5005	100%	162	100%	1788	100%	57	100%	-	-	7012	100%

*Vacancies in Quasi-Government bodies under Central Government and State Government have been included under the head Quasi Government in column No. 7

TABLE-11B

**Distribution of Deputation Vacancies according to Branches of Study and
Grade Pay Ranges during 2019-20**

Sl. No.	Branches of Study	Pay Level 1 to 5		Pay Level 6 to 9		Pay Level 10 and above		Total of col. 3, 5 & 7	% of respective branches of study to the total no. of vacancies
		Total No of Vacancies	% to Total No of Vacancies of Pay Level 1-5	Total No of Vacancies	% to Total No of Vacancies of Pay Level 6-9	Total No of Vacancies	% to Total No of Vacancies of Pay Level 10 & Above		
		% to Total No of Vacancies Branch Wise	% to Total No of Vacancies of Pay Level 1-5	% to Total No of Vacancies Branch Wise	% to Total No of Vacancies of Pay Level 6-9	% to Total No of Vacancies Branch Wise	% to Total No of Vacancies of Pay Level 10 & Above		
(1)	(2)	(3)	(4)	(5)	(6)	(7)	(8)	(9)	(10)
1	Engineering	126	10.99%	242	7.92%	841	29.93%	1209	17.24%
		10.42%		20.02%		69.56%			
2	Technology	10	0.87%	46	1.51%	18	0.64%	74	1.06%
		13.51%		62.16%		24.32%			
3	Agriculture	18	1.57%	19	0.62%	101	3.59%	138	1.97%
		13.04%		13.77%		73.19%			
4	Medicine	26	2.27%	227	7.43%	195	6.94%	448	6.39%
		5.80%		50.67%		43.53%			
5	Natural Science	68	5.93%	48	1.57%	74	2.63%	190	2.71%
		35.79%		25.26%		38.95%			
6	Social Science including Education/ Teaching	80	6.97%	496	16.24%	812	28.90%	1388	19.79%
		5.76%		35.73%		58.50%			
7	Miscellaneous Disciplines	819	71.40%	1977	64.71%	769	27.37%	3565	50.84%
		22.97%		55.46%		21.57%			
	Total	1147	100	3055	100	2810	100	7012	100%
		16.40%		43.60%		40.10%			

TABLE-11C

**Distribution of Deputation Vacancies according to Experience
During the year 2019-20**

Sl. No.	Branches of Study	With Experience	% to Total
1	Engineering	1202	17.26%
2	Technology	74	1.06%
3	Agriculture	123	1.77%
4	Medicine	447	6.42%
5	Natural Science	187	2.68%
6	Social Science including Education/ Teaching	1386	19.90%
7	Miscellaneous Disciplines	3546	50.91%
	Total	6965	100%

TABLE -11D

Distribution of Deputation Vacancies State-wise and Branches of Study-Wise during 2019-20

Sl. No.	States/UTs	Engineering	Technology	Agriculture	Medicine	Natural Science	Social Science including Education / Teaching	Miscellaneous Disciplines	Total	% to Total
(1)	(2)	(3)	(4)	(5)	(6)	(7)	(8)	(9)	(10)	(11)
1	Andaman & Nicobar	2	-	1	5	1	8	25	42	0.60%
2	Andhra Pradesh	-	-	-	-	-	-	-	-	-
3	Arunachal Pradesh	-	-	-	-	-	-	-	-	-
4	Assam	2	-	3	13	-	9	10	37	0.53%
5	Bihar	19	-	1	16	-	12	24	72	1.03%
6	Chandigarh	-	-	-	-	-	-	-	-	-
7	Chattisgarh	-	-	-	-	-	-	-	-	-
8	Dadra & Nagar Haveli, Daman & Diu	-	-	-	-	-	-	-	-	-
9	Delhi	962	51	81	140	93	987	2327	4641	66.19%
10	Goa	-	-	-	-	-	5	2	7	0.10%
11	Gujarat	5	-	-	-	1	2	59	67	0.96%
12	Haryana	24	3	2	6	5	18	55	113	1.61%
13	Himachal Pradesh	-	1	-	-	-	-	6	7	0.10%
14	Jammu & Kashmir	6	1	-	4	-	4	2	17	0.24%
15	Jharkhand	-	-	-	3	-	12	7	22	0.31%
16	Karnataka	1	-	-	6	2	16	19	44	0.63%
17	Kerala	21	1	2	-	3	13	23	63	0.90%
18	Ladakh	-	-	-	-	-	-	-	-	-
19	Lakshadweep	-	-	-	-	-	-	-	-	-
20	Madhya Pradesh	10	4	5	41	1	20	115	196	2.80%
21	Maharashtra	37	4	1	-	10	43	107	202	2.88%
22	Manipur	-	-	-	1	-	1	1	3	0.04%
23	Meghalaya	1	1	-	25	-	15	70	112	1.60%
24	Mizoram	-	-	-	1	-	2	2	5	0.07%
25	Nagaland	-	-	-	-	-	-	7	7	0.10%
26	Odisha	4	1	-	18	3	8	9	43	0.61%
27	Puducherry	1	-	-	-	-	-	1	2	0.03%
28	Punjab	-	-	-	-	-	6	6	12	0.17%
29	Rajasthan	4	-	-	-	-	4	16	24	0.34%
30	Sikkim	-	-	-	-	-	-	-	-	-
31	Tamil Nadu	6	-	-	3	50	47	34	140	2.00%
32	Telangana	4	1	23	3	1	24	57	113	1.61%
33	Tripura	-	-	-	-	1	-	-	1	0.01%
34	Uttar Pradesh	13	2	4	20	7	14	49	109	1.55%
35	Uttarakhand	12	2	15	136	-	7	79	251	3.58%
36	West Bengal	18	-	-	3	1	30	83	135	1.93%
37	*State-wise Breakup not available	57	2	-	4	11	81	370	525	7.49%
	Total	1209	74	138	448	190	1388	3565	7012	100%

* Relates mostly to vacancies notified by the Railway Recruitment Boards/UPSC etc. for which places of duty not specified.

TABLE-11E

Distribution of Deputation Vacancies according to Various Subjects during 2019-20

Sl. No.	Subjects	No. of vacancies notified	% to total
(1)	(2)	(3)	(4)
1	Accountancy	6	0.09%
2	Accountancy, Chartered	32	0.46%
3	Accountancy, Cost & Works	14	0.20%
4	Accountancy, Management	111	1.58%
5	Actuary	18	0.26%
6	Aeronautical	107	1.53%
7	Agriculture	7	0.10%
8	Agriculture Bacteriology	-	-
9	Agriculture Botany	304	4.34%
10	Agriculture Chemistry	14	0.20%
11	Agriculture Economics	140	2.00%
12	Agriculture Extension	20	0.29%
13	Agriculture Marketing	24	0.34%
14	Agriculture Meteorology	-	-
15	Agriculture Microbiology	-	-
16	Agriculture Sociology	-	-
17	Agriculture Statistics	6	0.09%
18	Agronomy	-	-
19	Air-Conditioning and Refrigeration	8	0.11%
20	Aircraft Maintenance	-	-
21	Alcohol	23	0.33%
22	Allopathic Medicine (MBBS)	1	0.01%
23	Anaesthesia	3	0.04%
24	Anatomy	1	0.01%
25	Animal Nutrition	2	0.03%
26	Animal Pathology	6	0.09%
27	Anthropology	3	0.04%
28	Archaeology	1	0.01%
29	Architecture	1	0.01%
30	Architecture/Civil	-	-
31	Archives	14	0.20%
32	Art, Commercial	-	-
33	Art, Fine	1	0.01%
34	Astronomy	205	2.92%
35	Automobile	137	1.95%
36	Ayurveda	-	-
37	Banking	-	-
38	Biology	3	0.04%
39	Botany	-	-
40	Broadcasting & Television	-	-

Sl. No.	Subjects	No. of vacancies notified	% to total
41	Cardiology	-	-
42	Catering	-	-
43	Ceramic	-	-
44	Chemical	-	-
45	Chemical Engg.	-	-
46	Chemistry	-	-
47	Chemistry, Analytical	-	-
48	Chemistry, Bio-	-	-
49	Chemistry, Industrial	-	-
50	Chemistry, Inorganic	-	-
51	Cinematography	1	0.01%
52	Civil (including Municipal)	-	-
53	Clinical Pathology & Bacteriology	6	0.09%
54	Combination of Natural Science Subjects	-	-
55	Company Secretaryship	-	-
56	Computer	1	0.01%
57	Co-operation	8	0.11%
58	Dairying	-	-
59	Dental Surgery	-	-
60	Dermatology	-	-
61	Dietetics	55	0.78%
62	Economics	7	0.10%
63	Education/Teaching	-	-
64	Electrical	5	0.07%
65	Electrical/Mechanical	8	0.11%
66	Electronics & Electrical Microwave/ Communication (including Radio)	6	0.09%
67	Engineers Unspecified (Branches not specified)	12	0.17%
68	English	5	0.07%
69	Entomology	-	-
70	Fiber	-	-
71	Film Direction	-	-
72	Fishery	1	0.01%
73	Food	1	0.01%
74	Forensic Medicine	-	-
75	Forestry	-	-
76	Forging & Heat Treatment	-	-
77	Fuel	1	0.01%
78	General Surgery	18	0.26%
79	Geography	5	0.07%
80	Geology	9	0.13%
81	Geology, Applied	-	-
82	Geophysics	-	-
83	Glass	-	-

Sl. No.	Subjects	No. of vacancies notified	% to total
84	Gynecology, Obstetrics	5	0.07%
85	Highways & Roads	-	-
86	Hindi	-	-
87	History	1	0.01%
88	Home, Domestic Science/ Economics	16	0.23%
89	Homeopathy	-	-
90	Horticulture	6	0.09%
91	Hosiery	32	0.46%
92	Hotel Management	88	1.25%
93	Hydraulics & Dam	-	-
94	Industrial Management/ Business Management & Administration	1	0.01%
95	Instrumentation	14	0.20%
96	Insurance	2	0.03%
97	Interior Decoration, Display & Designing	9	0.13%
98	Intermediate & Dyes	2	0.03%
99	Internal Combustion	2	0.03%
100	Journalism	-	-
101	Jute	11	0.16%
102	Labour/Social Welfare	-	-
103	Land Development	1	0.01%
104	Language	3	0.04%
105	Laryngology & Otolaryngology	2	0.03%
106	Law	-	-
107	Leather	-	-
108	Library Science	9	0.13%
109	Literature	2	0.03%
110	Machine Tools & Die Sinking	2	0.03%
111	Malariology & Communicable Diseases	203	2.90%
112	Marine	10	0.14%
113	Maternity, Child Welfare and Health	-	-
114	Mathematics	-	-
115	Mathematics, Applied	-	-
116	Mechanical	5	0.07%
117	Mechanical/Metallurgical	5	0.07%
118	Medical Radiology and Electrology	1	0.01%
119	Medical Specialists & Unspecified Others(MD/Ph.D/MS)	6	0.09%
120	Medical, Bio-Chemistry	1	0.01%
121	Metallurgical	2	0.03%
122	Meteorology	2	0.03%
123	Microbiology	1	0.01%
124	Microbiology	9	0.13%
125	Mining	-	-
126	Museology	-	-

Sl. No.	Subjects	No. of vacancies notified	% to total
127	Music, Instrumental	1	0.01%
128	Music, Vocal	-	-
129	Mycology & Plant Pathology	54	0.77%
130	Naval Architecture	-	-
131	Nursing	3	0.04%
132	Nutrition/Applied Nutrition	2	0.03%
133	Occupational Therapy	9	0.13%
134	Oceanography	-	-
135	Oil, Fats & Waxes	8	0.11%
136	Ophthalmic Medicine & Surgery	3	0.04%
137	Orthopaedic Surgery	-	-
138	Other Agricultural Subjects	4	0.06%
139	Other Social Science Subjects	-	-
140	Other Technological Subjects	-	-
141	Other Vacancies (Unspecified)	1	0.01%
142	Paediatrics	2	0.03%
143	Paints, Pigments & Varnishes	1	0.01%
144	Paper	5	0.07%
145	Pass-Graduates in Science, Arts & Commerce suitable for Office work	3	0.04%
146	Petroleum	-	-
147	Pharmaceutical & Fine Chemicals	9	0.13%
148	Pharmacology, Medical	130	1.85%
149	Pharmacy	-	-
150	Philosophy	-	-
151	Physical Education	-	-
152	Physics	3	0.04%
153	Physics, Applied	7	0.10%
154	Physics, Bio-	216	3.08%
155	Physics, Chemistry & Mathematics	110	1.57%
156	Physics, Mathematical	173	2.47%
157	Physics, Nuclear	65	0.93%
158	Physiology	-	-
159	Physiology	2	0.03%
160	Physiotherapy	1	0.01%
161	Plant Breeding & Genetics	1	0.01%
162	Plant Pathology	35	0.50%
163	Plant Physiology	23	0.33%
164	Plastics	12	0.17%
165	Political Science	16	0.23%
166	Poultry Farming	40	0.57%
167	Preventive & Social Medicine (Industrial Health)	3	0.04%
168	Printing	7	0.10%

Sl. No.	Subjects	No. of vacancies notified	% to total
169	Production (Methods, Safety, Planning, Manufacturing & Industrial etc.)	-	-
170	Psychiatry	11	0.16%
171	Psychology	207	2.95%
172	Psychology, Medical	1	0.01%
173	Public Administration	202	2.88%
174	Public Health E	-	-
175	Public Health	10	0.14%
176	Research Methodology	2	0.03%
177	Rubber	23	0.33%
178	Rural Science	1	0.01%
179	Sanitary Science	80	1.14%
180	Sculpture	89	1.27%
181	Secretarial and Commercial Work & Practices	1	0.01%
182	Silicate	22	0.31%
183	Sociology/Social Work/Social Science	35	0.50%
184	Soil Mechanics & Foundation	10	0.14%
185	Soil Science	5	0.07%
186	Sound	-	-
187	Spectroscopy	1	0.01%
188	Stage Craft & Dramatics	1	0.01%
189	Statistics	-	-
190	Statistics, Mathematical	-	-
191	Statistics/Mathematics/ Economics	3	0.04%
192	Structural	193	2.75%
193	Sugar	-	-
194	Telecommunication/ Line Communication (Telephone & Telegraph)	-	-
195	Textile	13	0.19%
196	Textile, Chemistry	66	0.94%
197	Textile, Dyeing & Printing	-	-
198	Tools	1	0.01%
199	Town & Country Planning	3	0.04%
200	Tropical Medicine	4	0.06%
201	Tubercular Diseases	2279	32.50%
202	Unani	11	0.16%
203	Venereology	27	0.39%
204	Veterinary Science & Animal Husbandry	-	-
205	Warehousing	-	-
206	Water Conservation	234	3.34%
207	Wood and Timber	-	-
208	Zoology	714	10.18%
	Total	7012	100.00%

TABLE-12 A**Discipline-wise vacancies notified for Diploma holders & Graduates during 2018-19 & 2019-20**

Sl. No.	Field of Study	Total no. of vacancies notified during 2018-19	Total no. of vacancies notified during 2019-20	% increase/ decrease in 2019-20 over 2018-19
(1)	(2)	(3)	(4)	(6)
1	Engineering	32727	69926	114%
2	Technology	663	856	29%
3	Agriculture	3487	2874	-18%
4	Medicine	18774	11819	-37%
5	Natural Science	3097	13091	323%
6	Social Science including Teaching	17749	27186	53%
7	Miscellaneous Disciplines	332371	211908	-36%
	Total	408868	337660	-17%

TABLE-12 B (i)**Discipline-wise out-turn of Graduates/Post Graduates during the year 2018-19 & 2019-20**

Sl No.	Discipline / Faculty	Persons who obtained Graduate Degrees				Percentage change in 2019-20 over 2018-19
		2018-19		2019-20		
		Numbers	Percentage	Numbers	Percentage	
1	2	3	4	5	6	7
1	Engineering	863243	10.52	804362	10.62	-6.82
2	Technology	278723	3.40	257895	3.4	-7.48
3	Agriculture	62241	0.76	60043	0.79	-3.53
4	Medicine	275939	3.36	274216	3.63	-0.63
5	Natural Science	455704	5.56	163988	2.17	-64.01
6	Social Science including Teaching	1803193	21.98	1635489	21.62	-9.30
7	Miscellaneous Graduates/ Post Graduates	4463588	54.42	4375092	57.77	-1.98
	TOTAL	8202631	100	7571085	100	

Source:

The data for the period 2018-19 from AISHE 2018-19

The data for the period 2019-20 from Job Bulletin 2019-20

TABLE-12 B(ii)**Discipline-wise Out-turn of Doctorate Degree awarded during the year 2018-19 & 2019-20**

Sl. No.	Discipline / Faculty	Persons who have been awarded Doctorate Degrees				Percentage change in 2019-20 over 2018-19
		2018-19		2019-20		
		Numbers	Percentage	Numbers	Percentage	
<i>1</i>	<i>2</i>	<i>3</i>	<i>4</i>	<i>5</i>	<i>6</i>	<i>7</i>
1	Arts	8898	21.80	8713	22.34	-2.08
2	Science	10070	24.67	9172	23.52	-8.92
3	Commerce/Management	3606	8.84	3767	9.66	4.46
4	Education	2221	5.44	1447	3.71	-34.85
5	Engineering/Technology	7679	18.82	6638	17.02	-13.56
6	Medicine	1627	3.99	2125	5.45	30.61
7	Agriculture	4692	11.50	4889	12.54	4.20
8	Veterinary Science	462	1.13	545	1.40	17.97
9	Law	354	0.87	391	1.03	10.45
10	Others*	1204	2.95	1299	3.33	7.90
	TOTAL	40813	100	38986	100	-4.48

*Others includes Music/Fine Arts, Library Science, Physical Education, Journalism, and Social Work etc.

Source:

The data for the period 2018-19 from AISHE 2018-19

The data for the period 2019-20 from Job Bulletin 2019-20

TABLE-12 C

**Distribution of vacancies for Graduates, Post Graduates, and Diploma holders notified
According to Various Subjects during the year 2018-19 and 2019-20**

Sl. No.	Branches of Study	2018-19		2019-20	
		No. of vacancies notified	% to Total	No. of vacancies notified	% to Total
(1)	(2)	(3)	(4)	(5)	(6)
1	Accountancy	3605	0.88%	40	0.01%
2	Accountancy, Chartered	1019	0.25%	187	0.06%
3	Accountancy, Cost & Works	333	0.08%	29	0.01%
4	Accountancy, Management	4912	1.20%	248	0.07%
5	Actuary	--	--	132	0.04%
6	Aeronautical Engineering	159	0.04%	1000	0.30%
7	Agriculture (Unspecified)	1017	0.25%	54	0.02%
8	Agriculture Bacteriology	129	0.03%	-	-
9	Agriculture Botany	832	0.20%	56422	16.71%
10	Agriculture Chemistry	10	0.00%	914	0.27%
11	Agriculture Economics	48	0.01%	1100	0.33%
12	Agriculture Engineering	25	0.01%	1431	0.42%
13	Agriculture Extension	14	0.00%	976	0.29%
14	Agriculture Marketing	166	0.04%	8	0.00%
15	Agriculture Meteorology	3	0.00%	-	-
16	Agriculture Microbiology	3	0.00%	2	0.00%
17	Agriculture Sociology	--	--	274	0.08%
18	Agriculture Statistics	6	0.00%	-	-
19	Agronomy	345	0.08%	35	0.01%
20	Air-Conditioning and Refrigeration	158	0.04%	11	0.00%
21	Aircraft Maintenance	146	0.04%	1866	0.55%
22	Alcohol Technology	1	0.00%	50	0.01%
23	Allopathic Medicine (MBBS)	5042	1.23%	133	0.04%
24	Anesthesia	3767	0.92%	477	0.14%
25	Anatomy	9	0.00%	40	0.01%
26	Animal Nutrition	3	0.00%	186	0.06%
27	Animal Pathology	4	0.00%	48	0.01%
28	Anthropology	20	0.00%	28	0.01%
29	Archaeology	5	0.00%	1	0.00%
30	Architecture	67	0.02%	-	-
31	Architecture/Civil	660	0.16%	73	0.02%
32	Archives	3	0.00%	5	0.00%
33	Art, Commercial	1185	0.29%	13	0.00%
34	Art, Fine	1134	0.28%	2372	0.70%
35	Astronomy	3	0.00%	1771	0.52%

Sl. No.	Branches of Study	2018-19		2019-20	
		No. of vacancies notified	% to Total	No. of vacancies notified	% to Total
36	Automobile	281	0.07%	2	0.00%
37	Ayurveda	554	0.14%	6	0.00%
38	Banking	10521	2.57%	73	0.02%
39	Biology	118	0.03%	-	-
40	Botany	59	0.01%	43	0.01%
41	Broadcasting & Television	--	--	-	-
42	Cardiology	42	0.01%	-	-
43	Catering	2	0.00%	-	-
44	Ceramic Technology	--	--	-	-
45	Chemical Engineering	294	0.07%	-	-
46	Chemical Technology	66	0.02%	-	-
47	Chemistry	558	0.14%	6	0.00%
48	Chemistry, Analytical	32	0.01%	-	-
49	Chemistry, Bio-	62	0.02%	4	0.00%
50	Chemistry, Industrial	2	0.00%	11	0.00%
51	Chemistry, Inorganic	6	0.00%	18	0.01%
52	Cinematography	5	0.00%	30	0.01%
53	Civil (including Municipal)	1840	0.45%	35	0.01%
54	Clinical Pathology & Bacteriology	265	0.06%	1	0.00%
55	Combination of Natural Science Subjects	79	0.02%	-	-
56	Company Secretaryship	39	0.01%	2	0.00%
57	Computer	1596	0.39%	69	0.02%
58	Co-operation	--	--	-	-
59	Dairy Science	3	0.00%	15	0.00%
60	Dental Surgery	39	0.01%	-	-
61	Dermatology	14	0.00%	541	0.16%
62	Dietetics	5	0.00%	951	0.28%
63	Economics	92	0.02%	310	0.09%
64	Education/Teaching	4988	1.22%	607	0.18%
65	Electrical Engineering	1536	0.38%	27	0.01%
66	Electrical/Mechanical	1823	0.45%	37	0.01%
67	Electronics & Electrical Microwave/ Communication (including Radio)	1131	0.28%	22	0.01%
68	Engineers Unspecified (Branches not specified)	18847	4.61%	21	0.01%
69	English	170	0.04%	45	0.01%
70	Entomology	62	0.02%	4	0.00%
71	Fiber Technology	--	--	9	0.00%
72	Film Direction	--	--	141	0.04%
73	Fishery	20	0.00%	2	0.00%

Sl. No.	Branches of Study	2018-19		2019-20	
		No. of vacancies notified	% to Total	No. of vacancies notified	% to Total
74	Food Technology	13	0.00%	4	0.00%
75	Forensic Medicine	7	0.00%	8	0.00%
76	Forestry	107	0.03%	-	-
77	Forging & Heat Treatment	49	0.01%	9	0.00%
78	Fuel Technology	66	0.02%	27	0.01%
79	General Surgery	53	0.01%	8	0.00%
80	Geography	36	0.01%	109	0.03%
81	Geology	162	0.04%	-	-
82	Geology, Applied	--	--	6	0.00%
83	Geophysics	11	0.00%	14	0.00%
84	Glass Technology	--	--	24	0.01%
85	Graduates in Science, Arts & Commerce suitable for office work	94641	23.15%	1	0.00%
86	Gynecology, Obstetrics	24	0.01%	33	0.01%
87	Highways & Roads	8	0.00%	4	0.00%
88	Hindi	189	0.05%	317	0.09%
89	History	67	0.02%	-	-
90	Home, Domestic Science/ Economics	26	0.01%	14	0.00%
91	Homeopathy	23	0.01%	120	0.04%
92	Horticulture	394	0.10%	3544	1.05%
93	Hosiery Technology	--	--	109	0.03%
94	Hotel Management	116	0.03%	32	0.01%
95	Hydraulics & Dam	233	0.06%	149	0.04%
96	Industrial Management/ Business Management & Administration	2917	0.71%	46	0.01%
97	Instrumentation Engineering	440	0.11%	558	0.17%
98	Insurance	1	0.00%	2	0.00%
99	Interior Decoration, Display & Designing	1	0.00%	13	0.00%
100	Intermediate & Dyes	--	--	24	0.01%
101	Internal Combustion	123	0.03%	31	0.01%
102	Journalism	13	0.00%	102	0.03%
103	Jute Technology	--	--	57	0.02%
104	Labour/Social Welfare	120	0.03%	36	0.01%
105	Land Development	8	0.00%	16	0.00%
106	Language	52	0.01%	7	0.00%
107	Laryngology & Otolaryngology	2	0.00%	13	0.00%
108	Law	1351	0.33%	83	0.02%
109	Leather Technology	1	0.00%	226	0.07%

Sl. No.	Branches of Study	2018-19		2019-20	
		No. of vacancies notified	% to Total	No. of vacancies notified	% to Total
110	Library Science	217	0.05%	83	0.02%
111	Literature	27	0.01%	4570	1.35%
112	Machine Tools & Die Sinking	--	--	47	0.01%
113	Malariology & Communicable Diseases	3	0.00%	34	0.01%
114	Marine Engineering	156	0.04%	38	0.01%
115	Maternity, Child Welfare and Health	2	0.00%	42	0.01%
116	Mathematics	45	0.01%	529	0.16%
117	Mathematics, Applied	29	0.01%	75	0.02%
118	Mechanical	964	0.24%	38	0.01%
119	Mechanical/Metallurgical	382	0.09%	41	0.01%
120	Medical Radiology and Electrology	404	0.10%	30	0.01%
121	Medical Specialists & Unspecified Others(MD/Ph.D/ MS)	2229	0.55%	34	0.01%
122	Medical, Bio-Chemistry	132	0.03%	12	0.00%
123	Metallurgy	40	0.01%	23	0.01%
124	Meteorology	65	0.02%	25	0.01%
125	Microbiology (Science)	36	0.01%	11	0.00%
126	Microbiology(Medical)	46	0.01%	9	0.00%
127	Mining	814	0.20%	53	0.02%
128	Museology	12	0.00%	2	0.00%
129	Music, Instrumental	23	0.01%	1075	0.32%
130	Music, Vocal	5310	1.30%	7	0.00%
131	Mycology & Plant Pathology	29	0.01%	127	0.04%
132	Naval Architecture	8	0.00%	178	0.05%
133	Nursing	4069	1.00%	462	0.14%
134	Nutrition/Applied Nutrition	22	0.01%	39	0.01%
135	Occupational Therapy	45	0.01%	70	0.02%
136	Oceanography	18	0.00%	28	0.01%
137	Oil, Fats & Waxes	9	0.00%	5	0.00%
138	Ophthalmic Medicine & Surgery	174	0.04%	286	0.08%
139	Orthopedic Surgery	23	0.01%	12	0.00%
140	Other Social Science Subjects	221	0.05%	83	0.02%
141	Other Technological Subjects	314	0.08%	28	0.01%
142	Other Vacancies (Unspecified)	215833	52.79%	70	0.02%
143	Pediatrics	349	0.09%	7	0.00%
144	Paints, Pigments & Varnishes	44	0.01%	500	0.15%

Sl. No.	Branches of Study	2018-19		2019-20	
		No. of vacancies notified	% to Total	No. of vacancies notified	% to Total
145	Paper	5	0.00%	9	0.00%
146	Petroleum Technology	21	0.01%	39	0.01%
147	Pharmaceutical & Fine Chemicals	--	--	18	0.01%
148	Pharmacology, Medical	655	0.16%	623	0.18%
149	Pharmacy	578	0.14%	20	0.01%
150	Philosophy	94	0.02%	10	0.00%
151	Physical Education	63	0.02%	-	-
152	Physics	470	0.11%	148	0.04%
153	Physics, Applied	5	0.00%	10322	3.06%
154	Physics, Bio-	6	0.00%	532	0.16%
155	Physics, Chemistry & Mathematics	1322	0.32%	624	0.18%
156	Physics, Mathematical	53	0.01%	1097	0.32%
157	Physics, Nuclear	3	0.00%	100	0.03%
158	Physiology	23	0.01%	31	0.01%
159	Physiology (Science)	1	0.00%	22	0.01%
160	Physiotherapy	99	0.02%	19	0.01%
161	Plant Breeding & Genetics	30	0.01%	1	0.00%
162	Plant Pathology	151	0.04%	418	0.12%
163	Plant Physiology	21	0.01%	7185	2.13%
164	Plastics Technology	7	0.00%	695	0.21%
165	Political Science	3	0.00%	145	0.04%
166	Poultry Farming	--	--	1081	0.32%
167	Preventive & Social Medicine (Industrial Health)	6	0.00%	263	0.08%
168	Printing Technology	43	0.01%	30	0.01%
169	Production (Methods, Safety, Planning, Manufacturing & Industrial etc.)	645	0.16%	286	0.08%
170	Psychiatry	11	0.00%	642	0.19%
171	Psychology	38	0.01%	1227	0.36%
172	Psychology, Medical	2	0.00%	167	0.05%
173	Public Administration	16	0.00%	840	0.25%
174	Public Health (Medicine)	12	0.00%	31	0.01%
175	Public Health Engineering	--	--	167	0.05%
176	Research Methodology	45	0.01%	269	0.08%
177	Rubber Technology	--	--	9926	2.94%
178	Rural Science	1	0.00%	24	0.01%

Sl. No.	Branches of Study	2018-19		2019-20	
		No. of vacancies notified	% to Total	No. of vacancies notified	% to Total
179	Sanitary Science	3	0.00%	451	0.13%
180	Sculpture	13	0.00%	156	0.05%
181	Secretarial and Commercial Work & Practices	234	0.06%	29	0.01%
182	Silicate Technology	--	--	149	0.04%
183	Sociology/Social Work/Social Science	267	0.07%	579	0.17%
184	Soil Mechanics & Foundation	2	0.00%	251	0.07%
185	Soil Science	24	0.01%	45	0.01%
186	Sound Engineering	3	0.00%	-	-
187	Spectroscopy	1	0.00%	18	0.01%
188	Stage Craft & Dramatics	8	0.00%	9	0.00%
189	Statistics	10	0.00%	21	0.01%
190	Statistics, Mathematical	14	0.00%	8	0.00%
191	Statistics/Mathematics/Economics	12	0.00%	102	0.03%
192	Structural Engineering	24	0.01%	12786	3.79%
193	Sugar Technology	--	--	6	0.00%
194	Telecommunication/ Line Communication (Telephone & Telegraph)	264	0.06%	10	0.00%
195	Textile Technology	37	0.01%	108	0.03%
196	Textile, Chemistry	--	--	512	0.15%
197	Textile, Dyeing & Printing	31	0.01%	29	0.01%
198	Tools	2	0.00%	253	0.07%
199	Town & Country Planning	7	0.00%	9	0.00%
200	Tropical Medicine	1	0.00%	10	0.00%
201	Tubercular Diseases	5	0.00%	194127	57.49%
202	Unani Medicine	57	0.01%	1133	0.34%
203	Venereology	--	--	64	0.02%
204	Veterinary Science & Animal Husbandry	56	0.01%	479	0.14%
205	Warehousing	--	--	4	0.00%
206	Water Conservation	2	0.00%	587	0.17%
207	Wood and Timber	5	0.00%	4	0.00%
208	Zoology	25	0.01%	1333	0.39%
	Total	408868	100%	337660	100%

Table 13

**Type of vacancies for which suitable candidates could not be found by UPSC
during the year 2019-20**

S. No.	Name of Post/Ministry/ Organisation and Pay Levels	Classification		Number of Posts					Total
		Group 'A'	Group 'B'	Scheduled Castes	Scheduled Tribes	Other Backward Classes	Economic Weaker Section	Un-reserved	
(1)	(2)	(3)	(4)	(5)	(6)	(7)	(8)	(9)	(10)
AGRICULTURE									
1	Marketing Officer (Group-I) (Survey, Training and Quality Control), Directorate of Marketing and Inspection, Department of Agriculture, Cooperation and Farmers Welfare, Ministry of Agriculture and Farmers Welfare (Level 7: `44900-142400)	0	9	2	2	0	0	5	9
	Total	0	9	2	2	0	0	5	9
ARCHIVAL SCIENCE / MUSEOLOGY									
2	Assistant Keeper, Anthropological Survey of India, Ministry of Culture (Level 7: `44900-142400)	0	2	0	1	1	0	0	2
	Total	0	2	0	1	1	0	0	2
ART									
3	Senior Artist, Bureau of Outreach and Communication Erstwhile Directorate of Advertising and Visual Publicity, Ministry of Information and Broadcasting (Level 7: `44900-142400)	0	1	0	0	0	0	1	1
	Total	0	1	0	0	0	0	1	1
COMMERCE AND ACCOUNTANCY									
4	Assistant Director (Forensic Audit), Serious Fraud Investigation Office, Ministry of Corporate Affairs (Level 8: `47600-151100)	0	1	0	0	1	0	0	1
	Total	0	1	0	0	1	0	0	1

S. No.	Name of Post/Ministry/ Organisation and Pay Levels	Classification		Number of Posts					Total
		Group 'A'	Group 'B'	Scheduled Castes	Scheduled Tribes	Other Backward Classes	Economic Weaker Section	Un-reserved	
(1)	(2)	(3)	(4)	(5)	(6)	(7)	(8)	(9)	(10)
ENGINEERING									
5	Principal Design Officer (Electrical), Integrated Headquarters, Directorate of Civilian Personnel (Navy), Ministry of Defence (Level 12: `78800-209200)	1	0	0	0	0	0	1	1
6	Engineer and Ship Surveyor-Cum-Deputy-Director General (Technical), Directorate General of Shipping, Ministry of Shipping (Level 12: `78800-209200)	1	0	0	1	0	0	0	1
	Total	2	0	0	1	0	0	1	2
JOURNALISM / PUBLICITY									
7	Senior Grade of Indian Information Service, Ministry of Information and Broadcasting (`9300-34800+4600) (Pre-revised)	0	5	2	1	2	0	0	5
	Total	0	5	2	1	2	0	0	5
LEGAL									
8	Assistant Registrar, Customs, Excise and Service Tax Appellate Tribunal, Department of Revenue, Ministry of Finance (15600-39100+5400)	1	0	0	1	0	0	0	1
9	Public Prosecutor, National Investigation Agency, Ministry of Home Affairs (Level 10: 56100-177500)	1	0	0	0	1	0	0	1
10	Legal Officer (Grade-II), Legal and Treaties Division, Ministry of External Affairs (Level 11: `67700-208700)	3	0	0	1	1	0	1	3
	Total	5	0	0	2	2	0	1	5

S. No.	Name of Post/Ministry/ Organisation and Pay Levels	Classification		Number of Posts					Total
		Group 'A'	Group 'B'	Scheduled Castes	Scheduled Tribes	Other Backward Classes	Economic Weaker Section	Un-reserved	
(1)	(2)	(3)	(4)	(5)	(6)	(7)	(8)	(9)	(10)
MANAGEMENT									
11	Assistant Director (Management), North Eastern Police Academy, Ministry of Home Affairs (Level 10: `56100-177500)	1	0	0	0	0	0	1	1
	Total	1	0	0	0	0	0	1	1
MEDICAL (ALLOPATHIC)									
12	Specialist Grade-III (Medicine), Bhopal Memorial Hospital and Research Centre, Department of Health Research, Ministry of Health and Family Welfare (Level 11: `67700-208700)	3	0	0	0	2	0	1	3
13	Medical Officer (General Duty Medical Officer), Department of Health and Family Welfare, Government of National Capital Territory of Delhi (Level 10: `56100-177500)	1	0	0	0	0	0	1	1
	Total	4	0	0	0	2	0	2	4
OFFICE MANAGEMENT AND SECRETARIAL PRACTICE									
14	Assistant Director (Hindi Typewriting and Hindi Stenography), Central Hindi Training Institute, Department of Official Language, Ministry of Home Affairs (^ 15600-39100+5400) (Pre-revised)	1	0	1	0	0	0	0	1
	Total	1	0	1	0	0	0	0	1

S. No.	Name of Post/Ministry/ Organisation and Pay Levels	Classification		Number of Posts					Total
		Group 'A'	Group 'B'	Scheduled Castes	Scheduled Tribes	Other Backward Classes	Economic Weaker Section	Un-reserved	
(1)	(2)	(3)	(4)	(5)	(6)	(7)	(8)	(9)	(10)
SCIENTIFIC AND TECHNICAL									
15	Superintendent (Printing), Legislative Department, Ministry of Law and Justice (Level 7: `44900-142400)	0	1	0	0	0	0	1	1
16	Airworthiness Officer, Directorate General of Civil Aviation, Ministry of Civil Aviation (Level 10: `56100-177500)	19	0	4	3	7	0	5	19
	Total	19	1	4	3	7	0	6	20
SOCIAL SCIENCES									
17	Deputy Director (Examination Reforms), Union Public Service Commission (Level 11: `67700-208700)	1	0	1	0	0	0	1	1
	Total	1	0	1	0	0	0	1	1
TEACHING – ENGINEERING									
18	Lecturer (Printing Technology), Department of Training and Technical Education, Government of National Capital Territory of Delhi (`15600-39100+5400) (Pre-revised)	1	0	0	0	0	0	1	1
	Total	1	0	0	0	0	0	1	1
TEACHING – MEDICAL									
19	Assistant Professor (Unani) (Kulliyat), A&U Tibbia College and Hospital, Department of Health and Family Welfare, Government of National Capital Territory of Delhi (`15600- 39100+6600) (Pre-revised)	1	0	1	0	0	0	0	1

S. No.	Name of Post/Ministry/ Organisation and Pay Levels	Classification		Number of Posts					Total
		Group 'A'	Group 'B'	Scheduled Castes	Scheduled Tribes	Other Backward Classes	Economic Weaker Section	Un-reserved	
(1)	(2)	(3)	(4)	(5)	(6)	(7)	(8)	(9)	(10)
20	Assistant Professor (Cardio Thoracic and Vascular Surgery), Bhopal Memorial Hospital and Research Centre, Department of Health Research, Ministry of Health and Family Welfare (Level 11: `67700-208700)	1	0	1	0	0	0	0	1
21	Professor (Radiology), Bhopal Memorial Hospital and Research Centre, Department of Health Research, Ministry of Health and Family Welfare (Level 13: `123100-215900)	1	0	0	0	0	0	1	1
22	Assistant Professor (Urology), Bhopal Memorial Hospital and Research Centre, Department of Health Research, Ministry of Health and Family Welfare (Level 11: `67700-208700)	1	0	0	0	1	0	0	1
23	Assistant Professor (Psychiatry), Bhopal Memorial Hospital and Research Centre, Department of Health Research, Ministry of Health and Family Welfare (Level 11: `67700-208700)	1	0	0	0	1	0	0	1
24	Assistant Professor (Cardiology), Bhopal Memorial Hospital and Research, Ministry of Health and Family Welfare Research Centre, Department of Health (Level 11: `67700-208700)	1	0	0	0	1	0	0	1

S. No.	Name of Post/Ministry/ Organisation and Pay Levels	Classification		Number of Posts					Total
		Group 'A'	Group 'B'	Scheduled Castes	Scheduled Tribes	Other Backward Classes	Economic Weaker Section	Un-reserved	
(1)	(2)	(3)	(4)	(5)	(6)	(7)	(8)	(9)	(10)
25	Assistant Professor (Anaesthesia), Bhopal Memorial Hospital and Research Centre, Department of Health Research, Ministry of Health and Family Welfare (Level 11: `67700-208700)	1	0	0	0	1	0	0	1
26	Senior Lecturer (Anaesthesiology), Government Medical College and Hospital, Department of Medical Education and Research, Chandigarh Administration (`37400-67000+8600) (Pre-revised)	1	0	0	0	1	0	0	1
27	Professor (Neurology), Bhopal Memorial Hospital and Research Centre, Department of Health Research, Ministry of Health and Family Welfare (Level 13: `123100-215900)	1	0	0	0	1	0	0	1
28	Professor (Gastro Surgery), Bhopal Memorial Hospital and Research Centre, Department of Health Research, Ministry of Health and Family Welfare (Level 13: `123100-215900)	1	0	0	0	0	0	1	1
29	Professor (Gastro Medicine), Bhopal Memorial Hospital and Research Centre, Department of Health Research, Ministry of Health and Family Welfare (Level 13: `123100-215900)	1	0	0	0	0	0	1	1

S. No.	Name of Post/Ministry/ Organisation and Pay Levels	Classification		Number of Posts					Total
		Group 'A'	Group 'B'	Scheduled Castes	Scheduled Tribes	Other Backward Classes	Economic Weaker Section	Un-reserved	
(1)	(2)	(3)	(4)	(5)	(6)	(7)	(8)	(9)	(10)
30	Senior Lecturer (General Surgery), Government Medical College and Hospital, Department of Medical Education and Research, Chandigarh Administration (37400-67000+8600) (Pre-revised)	1	0	0	0	0	1	0	1
31	Senior Lecturer (Forensic Medicine), Government Medical College and Hospital, Department of Medical Education and Research, Chandigarh Administration (37400-67000+8600) (Pre-revised)	1	0	0	0	0	1	0	1
32	Lecturer (Medical Laboratory Technology), Department of Training and Technical Education, Government of National Capital Territory of Delhi (15600-39100+5400) (Pre-revised)	1	0	0	1	0	0	0	1
	Total	14	0	2	1	6	2	3	14
TEACHING - SOCIAL SCIENCE									
33	Professor (Painting), College of Art, Department of Training and Technical Education, Government of National Capital Territory of Delhi (37400-67000+10000) (Pre-revised)	2	0	0	0	0	0	2	2
34	Principal, Government Senior Secondary School for Blind Boys, Department of Social Welfare, Government of National Capital Territory of Delhi (Level 12: `78800-209200)	1	0	0	0	0	0	1	1

S. No.	Name of Post/Ministry/ Organisation and Pay Levels	Classification		Number of Posts					Total
		Group 'A'	Group 'B'	Scheduled Castes	Scheduled Tribes	Other Backward Classes	Economic Weaker Section	Un-reserved	
(1)	(2)	(3)	(4)	(5)	(6)	(7)	(8)	(9)	(10)
35	Associate Professor (Applied Art), College of Art, Department of Training and Technical Education, Government of National Capital Territory of Delhi (`37400-67000+9000) (Pre-revised)	4	0	0	0	0	0	4	4
36	Professor (Applied Art), College of Art, Department of Training and Technical Education, Government of National Capital Territory of Delhi (`37400-67000+10000) (Pre-revised)	3	0	0	0	0	0	3	3
37	Associate Professor (Painting), College of Art, Department of Training and Technical Education, Government of National Capital Territory of Delhi (`37400-67000+9000) (Pre-revised)	3	0	0	0	0	0	3	3
38	Associate Professor/ Senior Lecturer (Education), Raj Kumari Amrit Kaur College of Nursing, Department of Health and Family Welfare, Ministry of Health and Family Welfare (Level 11: `67700-208700)	1	0	0	0	0	0	1	1
39	Lecturer (Burmese), School of Foreign Languages, Ministry of Defence (Level 10: `56100-177500)	1	0	0	0	1	0	0	1
	Total	15	0	0	0	1	0	14	15

S. No.	Name of Post/Ministry/ Organisation and Pay Levels	Classification		Number of Posts					Total
		Group 'A'	Group 'B'	Scheduled Castes	Scheduled Tribes	Other Backward Classes	Economic Weaker Section	Un-reserved	
(1)	(2)	(3)	(4)	(5)	(6)	(7)	(8)	(9)	(10)
TECHNOLOGY									
40	Junior Technical Officer, Directorate of Sugar and Vegetables Oils, Department of Food and Public Distribution, Ministry of Consumer Affairs, Food and Public Distribution (Level 7: `44900-142400)	0	1	0	0	0	0	1	1
	Total	0	1	0	0	0	0	1	1
Grand Total									
		63	20	12	11	22	2	36	83

TABLE-14

Vacancies which could not be filled by State Public Service Commissions, Railway Recruitment Boards, Staff Selection Commission and ASRB for want of suitable applicants during the year 2019-20.						
Sl. No.	Name of the Employer	Designation of the posts	Pay Level	No. of posts	Reservation if any	Qualification and experience required
1	2	3	4	5	6	7
I. ENGINEERING, SCIENTIFIC AND TECHNICAL						
1	Principal Chief Personnel Officer, East Central Railway, Hajipur, Vaishali-Bihar	Technician Grade III (Blacksmith)	Level-2	5	SC-01 OBC02 Ex.SM-01	Matriculation/SSLC plus ITI in Forger and Heat Treater.
2	Principal Chief Personnel Officer, East Central Railway, Hajipur, Vaishali, Bihar	Technician Grade-III (Carpenter)	Level-2	6	SC-01 ST-01 OBC-01	Matriculation/SSLC plus in Carpenter/ Furniture and Cabinet Maker.
3	Principal Chief Personnel Officer, East Central Railway, Hajipur, Vaishali, Bihar	Technician Grade III (Crane Driver)	Level-2	2	OBC-01	Matriculation/SSLC plus ITI in Mechanic (Motor Vehicle) / Material Handling Equipment cum Operator.
4	Principal Chief Personnel Officer, East Central Railway, Hajipur, Vaishali, Bihar	Technician Grade III (Mason)	Level-2	4	SC-01 ST-01 OBC-01	Matriculation / SSLC plus ITI in Mason (Building Constructor).
5	Principal Chief Personnel Officer, East Central Railway, Hajipur, Vaishali, Bihar	Technician Grade-III (Millwright)	Level-2	2	OBC-1	Matriculation/SSLC plus ITI in Millwright Maintenance Mechanic.
6	Principal Chief Personnel Officer, East Central Railway, Hajipur, Vaishali, Bihar	Technician Grade-III (Painter)	Level-2	6	SC-01 OBC-01	Matriculation/SSLC plus ITI in Painter General/Domestic Painter/Industrial Painter.
7	Principal Chief Personnel Officer, East Central Railway, Hajipur, Vaishali, Bihar	Technician Grade-III (Welder)	Level-2	7	SC-01 ST-01 OBC-02	Matriculation /SSLC plus ITI Welder (Gas and Electric)/ Gas Cutter/ Structural Welder/Welder (Pipe)/Welder (TIG/MIG).

Sl. No.	Name of the Employer	Designation of the posts	Pay Level	No. of posts	Reservation if any	Qualification and experience required
1	2	3	4	5	6	7
8	Principal Chief Personnel Officer, East Central Railway, Hajipur, Vaishali, Bihar	Technician Grade-III (Blacksmith)	Level-2	27	SC-04 ST-01 OBC-7 EX-SM-3	Matriculation/SSLC plus ITI in Forger and Heat Treater.
9	Principal Chief Personnel Officer, East Central Railway, H0ajipur, Vaishali, Bihar	Technician Grade III (Mason)	Level-2	11	SC-02 ST-01 OBC-03 Ex-SM-01	Matriculation/SSLC plus ITI in Mason (Building Constructor).
10	Principal Chief Personnel Officer, East Central Railway, Hajipur, Vaishali, Bihar	Technician Grade-III (Painter)	Level-2	5	SC-01 OBC-01 Ex-SM-01	Matriculation/SSLC plus ITI in Painter General/Domestic Painter/Industrial Painter.
11	Principal Chief Personnel Officer, East Central Railway, Hajipur, Vaishali, Bihar	Technician Grade-III (Welder)	Level-2	4	OBC-01	Matriculation / SSLC plus ITI in Welder / Welder (Gas and Electric) / Gas Cutter/ Structural Welder / Welder (Pipe)/Welder (TIG/MIG).
12	East Coast Railway, Odisha	Technician Grade-III (Carriage and Wagon)	Level 2	1	HI-01	Matriculation / SSLC plus ITI in Fitter / Carpenter / Welder / Plumber / Pipe Fitter.
13	East Coast Railway, Odisha	Technician Grade-III (Carpenter/ Workshop)	Level 2	12	SC-02 ST-01 OBC-02 MD-01	Matriculation / SSLC plus ITI In Fitter.
14	East Coast Railway, Odisha	Technician Grade-III (Carpenter)	Level 2	1	HI-01	-do-
15	East Coast Railway, Odisha	Technician Grade-III (Carpenter)	Level 2	12	SC-01 ST-01 OBC-03	-do-

Sl. No.	Name of the Employer	Designation of the posts	Pay Level	No. of posts	Reservation if any	Qualification and experience required
1	2	3	4	5	6	7
16	East Coast Railway, Odisha	Technician Grade-III (Electrical/ Train Lighting)	Level 2	1	SC-01 MD-01	Matriculation / SSLC plus ITI in Electrician / Wireman / Mechanic HT, LT Equipments and Cable Jointing / Electronics Mechanic.
17	East Coast Railway, Odisha	Technician Grade-III (Electrical)/ TRD	Level 2	1	LD-01	-do-
18	East Coast Railway, Odisha	Technician Grade-III (Electrical)/ TRS	Level 2	2	HI-01 LD-01	Matriculation / SSLC plus ITI in Electrician / Wireman / Electronics Mechanic Power HT, LT Equipments and Cable Jointing / Fitter / Welder / Painter General / Machinist / Carpenter.
19	East Coast Railway, Odisha	Technician Grade-III (Fitter)	Level 2	7	VI-03 HI-02 LD-02	Matriculation / SSLC plus ITI in of Fitter.
20	East Coast Railway, Odisha	Technician Grade-III (Fitter/ Workshop)	Level 2	3	VI-02 HI-01	-do-
21	East Coast Railway, Odisha	Technician Grade-III (Luter-cum-Aligner)	Level 2	1	OBC-01	Matriculation / SSLC plus ITI in Foundry man / Pattern Maker / Moulder (Refractory).
22	East Coast Railway, Odisha	Technician Grade-III (Millwright)	Level 2	3	SC-01 OBC-01	Matriculation / SSLC plus ITI in Millwright Maintenance Mechanic / Mechanic Machine Tool Maintenance / Mechanic Advanced Machine Tool Maintenance.
23	East Coast Railway, Odisha	Technician Grade-III (Signal)	Level 2	5	LD-05	a) Matriculation / SSLC plus ITI In Electrician / Electronics Mechanic / Wireman / Electrical Fitter.

Sl. No.	Name of the Employer	Designation of the posts	Pay Level	No. of posts	Reservation if any	Qualification and experience required
1	2	3	4	5	6	7
24	East Coast Railway, Odisha	Technician Grade-III (Track Machine)	Level 2	4	HI-02 LD-02	Matriculation / SSLC plus ITI in Fitter / Electrician / Electronics Mechanic / Instrument Mechanic / Mechanic Mechanical / Mechanic Diesel / Mechanic Motor Vehicle / Welder / Machinist.
25	East Coast Railway, Odisha	Technician Grade-III (Welder/ C&W)	Level 2	5	OBC-01	Matriculation / SSLC plus ITI in Welder / Welder (Gas and Electric) / Gas Cutter / Structural Welder / Welder (Pipe) / Welder (TIG/MIG).
26	East Coast Railway, Odisha	Technician Grade-III (Welder/ Workshop)	Level 2	4	ST-01 OBC-02 HI-01	-do-
27	East Coast Railway, Odisha	Technician Grade-III (Blacksmith)	Level 2	12	SC-02 ST-02 OBC-03 HI-02 MD-01	Matriculation / SSLC plus ITI In Forger and Heat Treater.
28	East Coast Railway, Odisha	Technician Grade-III (Blacksmith)	Level 2	2	OBC-01	-do-
29	East Coast Railway, Odisha	Technician Grade-III (Blacksmith/ Workshop)	Level 2	1	-	-do-
30	East Coast Railway, Odisha	Technician Grade-III (Grinder)	Level 2	1	VI-01	Matriculation / SSLC plus ITI in Machinist (Grinder).
31	East Coast Railway, Odisha	Technician Grade-III (Mason)	Level 2	2	VI-01 MD-01	Matriculation / SSLC plus in Mason (Building Constructor).
32	East Coast Railway, Odisha	Technician Grade-III (Painter)	Level 2	4	SC-01 OBC-01	Matriculation / SSLC plus ITI in Painter General /Domestic Painter/ Industrial Painter.

Sl. No.	Name of the Employer	Designation of the posts	Pay Level	No. of posts	Reservation if any	Qualification and experience required
1	2	3	4	5	6	7
33	East Coast Railway, Odisha	Technician Grade-III (Painter)	Level 2	7	SC-01 ST,-1 OBC-01 HI-01	-do-
34	East Coast Railway, Odisha	Technician Grade-III (Painter/ Work-shop)	Level 2	10	SC-02 ST-01 OBC-03 LD-01	-do-
35	East Coast Railway, Odisha	Technician Grade-III (Trimmer)	Level 2	2	OBC-01	Matriculation / SSLC plus ITI in Tailor (General) / Upholsterer.
36	East Coast Railway, Odisha	Technician Grade-III found. (Trimmer/ Work-shop)	Level 2	4	SC-01 OBC-01	-do-
37	East Coast Railway, Odisha	Technician Grade-III (Welder)	Level 2	2	LD-01	Matriculation / SSLC plus ITI in Welder / Welder (Gas and Electric) / Gas Cutter / Structural Welder / Welder (Pipe) / Welder (TIG/MIG).
38	East Coast Railway, Odisha	J.E./Civil (Design, Drawing & Estimation)	Level 6	1	LD-01	Diploma in Civil Engineering or B.Sc. in Civil Engineering.
39	East Coast Railway, Odisha	Junior Engineer/ P. Way	Level 6	1	LD-01	-do-
40	East Coast Railway, Odisha	Junior Engineer/ Works	Level 6	1	LD-01	-do-
41	East Coast Railway, Odisha	Junior Engineer/ Electrical (Design, Drawing & Estimation)	Level 6	1	-	Three years Diploma in (a) Mechanical/ Electrical / Electronics Engineering from a recognized University/ Institute

Sl. No.	Name of the Employer	Designation of the posts	Pay Level	No. of posts	Reservation if any	Qualification and experience required
1	2	3	4	5	6	7
42	East Coast Railway, Odisha	Junior Engineer/ Electrical (General Services)	Level 6	2	-	-do-
43	East Coast Railway, Odisha	Jr. Engineer / Electrical (TRS)	Level 6	1	-	-do-
44	RRB Siliguri, West Bengal	Assistant Loco-Pilot	Level 2	16	ST-16	Matriculation in Armature and Coil Winder / Electrician / Mechanic / Fitter / Heat Engine / Instrument / Mechanic Diesel / Mechanic Motor vehicle / Mill Wright maintenance mechanic /Mechanic Radio and TV / Refrigeration and Air Conditioning Mechanic / Tractor Mechanic / Turner / Wireman OR Three years diploma in Mechanical /Electrical / Electronics/ Automobile Engg. disciplines from a recognized institution in lieu of ITI.
45	RRB Siliguri, West Bengal	Technician Grade-III Pump Operator (Engg.)	Level 2	9	-	Matriculation/SSLC plus ITI in Pump Operator cum Mechanic / Utility Operator.
46	RRB Siliguri, West Bengal	Technician Grade-III Welder (Engg.)	Level 2	16	-	Matriculation/SSLC plus ITI in Welder / Welder (Gas & Electric / Gas-cutter / Structural Welder / Welder (pipe) / Welder (TIG/MIG).
47	RRB/CDG (Chandigarh)	Technician Grade-III Armature and Coil Winder	Level 2	12	SC-1 OBC-4	Matriculation/SSLC plus ITI in Winder (Armature).

Sl. No.	Name of the Employer	Designation of the posts	Pay Level	No. of posts	Reservation if any	Qualification and experience required
1	2	3	4	5	6	7
48	RRB/CDG (Chandigarh)	Technician Grade-III Armature and Coil Winder (Workshop)	Level 2	3	SC-1	Matriculation/SSLC plus ITI in Forger and Heat Treater.
49	RRB/CDG (Chandigarh)	Technician Grade-III (Blacksmith)	Level 2	28	SC-4 ST-2 OBC-8	Matriculation/SSLC plus ITI in Book Binder.
50	RRB/CDG (Chandigarh)	Technician Grade-III (Blacksmith)	Level 2	2	OBC-1	Matriculation/SSLC Plus ITI in Carpenter Furniture and Cabinet Maker.
51	RRB/CDG (Chandigarh)	Technician Grade-III (Blacksmith)	Level 2	6	SC-1 OBC-1	-do-
52	RRB/CDG (Chandigarh)	Technician Grade-III Blacksmith (Workshop)	Level 2	42	SC-8 ST-7 OBC-8	Matriculation/SSLC plus ITI Machinist Turner/Machinist (Grinder).
53	RRB/CDG (Chandigarh)	Technician Grade-III Blacksmith (Workshop)	Level 2	7	SC-1 ST-1 OBC-1	Matriculation/SSLC Plus ITI in Carpenter Furniture and Cabinet Maker.
54	RRB/CDG (Chandigarh)	Technician Grade-III (Mason)	Level 2	13	SC-2 ST-1 OBC-3	Matriculation/SSLC plus ITI in Mason (Building Constructor).
55	RRB/CDG (Chandigarh)	Technician Grade-III (Millwright)	Level 2	1	-	Matriculation/SSLC plus ITI in Millwright Maintenance Mechanic /Mechanic Machine Tool Maintenance/ Mechanic
56	RRB/CDG (Chandigarh)	Technician Grade III (Motor Vehicle Driver- Cum- Mechanic)	Level 2	42	SC-7 ST-3 OBC-5	Matriculation/SSLC plus ITI in Mechanic Motor Vehicle/Driver cum Fitter/ cum Mechanic (Light Motor Vehicle). (AND) Should possess a valid Driving License for Driving Light Duty and Heavy Duty Vehicles.

Sl. No.	Name of the Employer	Designation of the posts	Pay Level	No. of posts	Reservation if any	Qualification and experience required
1	2	3	4	5	6	7
57	RRB/CDG (Chandigarh)	Technician Grade-III (Painter)	Level 2	2	-	Matriculation plus ITI in Painter General / Domestic Painter / Painter.
58	RRB/CDG (Chandigarh)	Technician Grade-III (Painter)	Level 2	4	SC-1 OBC-1	-do-
59	RRB/CDG (Chandigarh)	Technician Grade-III (Painter)	Level 2	7	ST-1	-do-
60	RRB/CDG (Chandigarh)	Technician Grade-III (Painter)	Level 2	7	SC-1 ST-1 OBC-2	-do-
61	RRB/CDG (Chandigarh)	Technician Grade-III Painter (Workshop)	Level 2	2	OBC-1	-do-
62	RRB/CDG (Chandigarh)	JE/Civil/ DDE	Level-6	1	-	Diploma or B.Sc. in Civil Engineering.
63	RRB/CDG (Chandigarh)	JE/ P. Way	Level-6	1	-	-do-
64	RRB/CDG (Chandigarh)	JE/Works	Level-6	2	OBC-1	-do-
65	RRB/CDG (Chandigarh)	JE/Track Machine	Level-6	4	SC-1 ST-1	Three years Diploma in (a) Mechanical/Production/Automobile/Electrical/Electronics/Instrumentation & Control Engineering from a recognized University
66	RRB/CDG (Chandigarh)	JE/DSL/ Elect.	Level-6	1	OBC-1	Three years Diploma in (a) Mechanical / Electrical / Electronics Engineering OR (b) a combination of any sub stream of basic streams of Mechanical / Electrical / Electronics Engineering from a recognised University / Institute.

Sl. No.	Name of the Employer	Designation of the posts	Pay Level	No. of posts	Reservation if any	Qualification and experience required
1	2	3	4	5	6	7
67	RRB/CDG (Chandigarh)	JE/Elect/ EMU	Level-6	1	OBC-1	Three years Diploma in (a) Mechanical/ Electrical/Electronics /Manufacturing/Industrial/ Machining/Instrumentation & Control/Production Engineering from a recognized University
68	RRB/CDG (Chandigarh)	JE/Elect/ TRS	Level-6	3	SC-1 OBC-2	-do-
69	RRB/CDG (Chandigarh)	JE/DMS	Level-6	1	OBC-1	Three years Diploma in Engineering in any discipline from a recognized University.
70	RRB/CDG (Chandigarh)	CMA	Level-6	3	OBC-1	Bachelor's Degree in Science with Physics & Chemistry with minimum of 45% marks from a recognized University.
71	Rail Wheel Factory (RWF), Bengaluru	Technician Grade-III/ Blacksmith	Level-2	1	UR-1	Matriculation/SSLC plus ITI in Forger and Heat Treater.
72	Rail Wheel Factory (RWF), Bengaluru	Technician Grade-III/ Electrical	Level-2	2	UR-1 OBC-1	Matriculation / SSLC plus ITI in Electrician / Wireman / Electronics / Mechanic/Power/ Electronics.
73	Rail Wheel Factory (RWF), Bengaluru	Technician Grade-III/ Mason	Level-2	2	UR-1 OBC-1	Matriculation/SSLC plus ITI in Mason (Building Constructor).
74	Rail Wheel Factory (RWF), Bengaluru	Technician Grade-III/ Mechanical	Level-2	4	UR-4	Matriculation / SSLC plus ITI in Fitter / Welder / Mechinist/ (Grinder) / Turner/Operator Advanced Machine Tools / CNC Programmer cum Operator
75	Rail Wheel Factory (RWF), Bengaluru	Technician Grade-III/ Welder	Level-2	2	UR-2	Matriculation / SSLC plus ITI in Welder / Welder (Gas and Electric) / Gas Cutter / Structural Welder (Pipe)/Welder(TIG/MIG).

Sl. No.	Name of the Employer	Designation of the posts	Pay Level	No. of posts	Reservation if any	Qualification and experience required
1	2	3	4	5	6	7
76	South Western Railway (SWR), Bengaluru	Technician Grade-III/ Blacksmith	Level-2	28	UR-14 SC-3 ST-3 OBC-8	Matriculation / SSLC plus ITI in Forger and Heat Treater.
77	South Western Railway (SWR), Bengaluru	Technician Grade-III/ Carpenter	Level-2	29	UR-15 SC-4 ST-2 OBC-7	Matriculation / SSLC plus ITI in Carpenter/ Furniture and Cabinet Maker.
78	South Western Railway (SWR), Bengaluru	Technician Grade-III/ Carpenter (Workshop)	Level-2	25	UR-12 SC-4 ST-2 OBC-7	-do-
79	South Western Railway (SWR), Bengaluru	Technician Grade-III/C&W	Level-2	8	UR-8	Matriculation / SSLC plus ITI in Fitter / Carpenter / Welder/Plumber / Pipe Fitter.
80	South Western Railway (SWR), Bengaluru	Technician Grade-III/Diesel Electrical	Level-2	4	UR-4	Matriculation / SSLC plus ITI in Electrician / Mechanic Auto Electrical and Electronics / Wireman / Electronics Mechanic / Mechanic Power Electronics.
81	South Western Railway (SWR), Bengaluru	Technician Grade-III/Diesel /Mechanical	Level-2	3	UR-3	Matriculation/SSLC plus ITI in Fitter/Mechanic Diesel/Mechanic (Repair and Maintenance of Heavy Vehicles) / Mechanic Automobile
82	South Western Railway (SWR), Bengaluru	Technician Grade-III/ Electrical /Train Lighting	Level-2	4	UR-4	Matriculation/SSLC plus ITI in Electrician/ Wireman/ Mechanic HT, LT Equipments and Cable Jointing/ Electronics Mechanic.
83	South Western Railway (SWR), Bengaluru	Technician Grade-III/ Electrical /Train Lighting	Level-2	1	UR-1	-do-

Sl. No.	Name of the Employer	Designation of the posts	Pay Level	No. of posts	Reservation if any	Qualification and experience required
1	2	3	4	5	6	7
84	South Western Railway (SWR), Bengaluru	Technician Grade-III/ Electrical /TRD	Level-2	9	UR-9	Matriculation / SSLC plus ITI in Electrician/ Wireman / Mechanic HT, LT Equipments and Cable Jointing.
85	South Western Railway (SWR), Bengaluru	Technician Grade-III/ Electrical/ TRS	Level-2	1	UR-1	Matriculation / SSLC plus ITI in the trade of Electrician / Wireman / Electronics Mechanic / Mechanic Power Electronics/Mechanic HT, LT Equipments and Cable Jointing / Fitter / Welder / Painter Carpenter.
86	South Western Railway (SWR), Bengaluru	Technician Grade III/Mason	Level-2	20	UR-10 SC-3 ST-2 OBC-5	Matriculation / SSLC plus ITI in Mason (Building Constructor).
87	South Western Railway (SWR), Bengaluru	Technician Grade-III/ Millwright	Level-2	13	UR-7 SC-2 ST-1 OBC-3	Matriculation / SSLC plus ITI in Millwright Maintenance Mechanic / Advanced Machine Tool Maintenance
88	South Western Railway (SWR), Bengaluru	Technician Grade-III/ Multi-Skilled Fitter	Level-2	1	UR-1	Matriculation / SSLC plus ITI in Fitter / Machinist.
89	South Western Railway (SWR), Bengaluru	Technician Grade-III/ Painter	Level-2	38	UR-18 SC-5 ST-4 OBC-11	Matriculation /SSLC plus ITI in Painter General/Domestic Painter/Industrial Painter
90	South Western Railway (SWR), Bengaluru	Technician Grade-III/ Plumber/ Pipe Fitter	Level-2	2	UR-2	Matriculation / SSLC plus ITI in Plumber/Pipe Fitter.
91	South Western Railway (SWR), Bengaluru	Technician Grade-III/ Refrigeration & Air conditioning	Level-2	6	UR-6	Matriculation /SSLC plus ITI in Refrigeration and AirConditioning Mechanic / Electrician / Wireman / Electronics Mechanic.

Sl. No.	Name of the Employer	Designation of the posts	Pay Level	No. of posts	Reservation if any	Qualification and experience required
1	2	3	4	5	6	7
92	South Western Railway (SWR), Bengaluru	Technician Grade-III/ Trimmer (Workshop)	Level-2	5	UR-2 SC-1 OBC-2	Matriculation / SSLC plus ITI in Tailor (General)/Upholsterer.
93	South Western Railway (SWR), Bengaluru	Technician Grade-III/ Turner	Level-2	1	UR-1	Matriculation /SSLC plus ITI in Turner.
94	South Western Railway (SWR), Bengaluru	Technician Grade-III/ Welder	Level-2	35	UR-21 SC-5 ST-4 OBC-5	Matriculation / SSLC plus ITI in Welder/Welder (Gas & Electric) Gas Cutter / Structural Welder / Welder (Pipe) / Welder (MIG).
95	South Western Railway (SWR), Bengaluru	JE / Drawing/ Civil/Design/ Estimation	Level-6	1	UR-1	Diploma in Civil Engineering or B.Sc. in Civil Engineering.
96	RRB, Mumbai	Technician Grade-III (Blacksmith)	Level 2	38	UR-21 SC-2 ST-3 OBC-12 EX.SM-3 OH-3	Matriculation/SSC Plus ITT in the Trade of Forger & Heat Treater
97	RRB, Mumbai	Technician Grade-III (Carpenter)	Level 2	25	UR-12 SC-3 ST-3 OBC-7 EX-SM-03 OH-4 HH-3	Matriculation/SSC Plus ITT in the Trade of Carpenter / Furniture and Cabinet Maker.
98	RRB, Mumbai	Technician Grade-III (Fitter)	Level 2	1	UR-1 VH-1	Matriculation/SSC Plus ITT in the Trade of Fitter.
99	RRB, Mumbai	Technician Grade-III (Mason)	Level 2	9	UR-5 SC-1 ST-2 OBC-1 EX-SM-1 VH-1	Matriculation/SSC Plus ITT in the Trade of Mason (Building Constructor).

Sl. No.	Name of the Employer	Designation of the posts	Pay Level	No. of posts	Reservation if any	Qualification and experience required
1	2	3	4	5	6	7
100	RRB, Mumbai	Technician Grade-III (Millwright)	Level 2	5	UR-3 SC-1 OBC-1 EX-SM-1 OH-1	Matriculation/SSC Plus ITT in the Trade of Millwright Maintenance Mechanic/ Advanced Mechanic Machine Tool Maintenance
101	RRB, Mumbai	Technician Grade-III (Painter)	Level 2	7	UR-4 SC-1 OBC-2 OH-6 HH-4	Matriculation/SSC Plus ITT in the Trade of Painter General/Domestic Painter/Industrial Painter.
102	RRB, Mumbai	Technician Grade-III (Pump Operator)	Level 2	23	UR-12 SC-3 ST-2 OBC-6 EX-SM2 OH-1 VH-1 HH-1	Matriculation/SSC Plus ITT in the Trade of Pump Operator cum Mechanic/Utility Operator.
103	RRB, Mumbai	Technician Grade-III (Trimmer)	Level 2	3	UR-2 OBC-1	Matriculation/SSC Plus ITT in the Trade of Tailor (General)/Upholsterer.
104	RRB, Mumbai	Technician Grade-III (Welder)	Level 2	2	UR-1 ST-1	Matriculation/SSC Plus ITT in the Trade of Welder / Welder Gas and Electric) / Gas Cutter/Structural Welder / Welder (Pipe) / Welder (TIG/MIG).
105	RRB, Mumbai	Junior Engineer/ Electrical (Workshop)	Level-6	2	HH-2	Three years Diploma in (a) Mechanical / Electrical / Electronic Engineering (b) combination of any sub stream of basic streams of Mechanical / Electrical / Electronic Engineering
106	RRB, Mumbai	Junior Engineer/ Mechanical (Workshop)	Level-6	3	HH-2	Degree/ Diploma in Mechanical/ Electrical/ Electronics/ Electronics Automobile/ Industrial Machinery/Manufacturing

Sl. No.	Name of the Employer	Designation of the posts	Pay Level	No. of posts	Reservation if any	Qualification and experience required
1	2	3	4	5	6	7
107	RRB, Mumbai	Junior Engineer/ Civil Design Drawing & Estimation	Level-6	5	OH-5	Degree / Diploma in Civil Engineering.
108	RRB, Mumbai	Junior Engineer/ Electrical/ TRS	Level-6	1	HH-1	Degree / Diploma in Mechanical / Electrical / Electronic Engineering.
109	RRB, Mumbai	Depot Material Superintndt.	Level-6	1	HH-1	Diploma in Engineering.
110	RRB, Mumbai	Chemical and Metallurgic al Assistant	Level-6	1	HH-1	Degree in Science (Physics & Chemistry)
111	RRB, Mumbai	Junior Engineer/ Electrical/ Design Drawing & Estimation	Level-6	1	HH-1	Degree / Diploma in Mechanical / Electrical / Electronics Engineering.
112	RRB, Mumbai	Junior Engineer/ Information Technology	Level-6	1	HH-1	PGDCA/B.Sc. (Computer Science) / BCA /B.Tech. (Information Technology) / B.Tech (Computer Science).
113	RRB, Mumbai	Junior Engineer/ S&T / Design Drawing & Estimation	Level-6	2	HH-2	Degree / Diploma in Electrical / Electronics / Information Technology / Communication Engineering / Computer Science.
114	Labour Department, Tripura	Inspector Boiler	Level-11	01	ST-01	A Degree in Mechanical or Production or Power Plant of Metallurgical Engineering and two years' experience.

Sl. No.	Name of the Employer	Designation of the posts	Pay Level	No. of posts	Reservation if any	Qualification and experience required
1	2	3	4	5	6	7
115	Forensic Science Lab, Jaipur (Rajasthan)	Senior Scientific Officer-Physics Div., Serum Div. Biology Div. & Toxicology Division	Level-15	10	UR-19 SC-1 ST-2 OBC-2	1. M.Sc. (Forensic Science). 2. Two years' experience of working in a Forensic Science Laboratory of a State or Central Government or similar experience in public Undertaking or Corporation. 3. Working knowledge of Hindi written in Devanagari Script and knowledge of Rajasthani Culture.
116	Factory & Boilers-Inspection Department	Inspector of Factories and Boilers	Level-14	02	UR-02	1. (a) A degree in Mechanical or Production or Power Plant or Metallurgical Engineering from a recognized University or equivalent; and (b) Two years' experience 2. Working knowledge of Hindi written in Devanagari Script and knowledge of Rajasthan Culture.
117	A.P. Electrical Inspectorate Service	Assistant Electrical Inspectors	Scale of pay of Rs.37,100 – 91,450/-	3	BC-A-1 UR-2	1. Bachelor's Degree in Electrical Engineering 2. Must have three years practical experience in Electrical Engineering.
118	A.P Sericulture Service	Sericulture Officer	Scale of pay of Rs.35,120 - 87,130/-	13	BC-1 UR- 22	Master's Degree in Science with sericulture or Botany or Zoology as subjects of study or a Bachelor's Degree.
119	Department of H.P. State Forensic Science Laboratory, Home Department H.P.	Assistant Director (Voice Analysis) Class-I (Gazetted)	Level-11 (Emoluments for contract employees RS. 22,200/- P.M.	01	UR	Master's Degree in Physics / Mathematics / Forensic Science. Post qualification seven years' experience in the field of Forensic examination of voice samples from recognized Lab.

Sl. No.	Name of the Employer	Designation of the posts	Pay Level	No. of posts	Reservation if any	Qualification and experience required
1	2	3	4	5	6	7
120	Department of H.P. State Forensic Science Laboratory, Home Department H.P.	Assistant Director (Digital Forensic) Class-I (Gazetted)	Level-11 (Emoluments for contract employee RS. 22,200/- P.M.	01	UR	(i) Master Degree in Forensic Science / Digital Forensic and Cyber Security / Master of Computer Application (MCA)/ Degree in Engineering with Computer Science or Electronic or Information and Technology (IT) or Electronic Communication and Engineering. (ii) Post qualification seven years analytical experience. (Research work done for doing Ph.D. Degree shall be counted in total experience).
121	Department of H.P. State Forensic Science Laboratory, Home Department. H.P.	Scientific Officer (Voice Analysis)	RS. 10300-34800 +RS. 4400/- G.P. Emoluments for contract employees RS. 14,700/- P.M.	01	UR	Master Degree in Physics / Mathematics / Forensic Science from a recognized University. Post qualification three years' experience in the field of Forensic examination of voice samples from recognized / Institution Laboratory (Research work done for doing Ph.D. Degree shall be counted in total experience).
122	Department of H.P. State Forensic Science Laboratory, Home Department H.P.	Scientific Officer (Digital Forensics)	RS.10300-34800 +RS. 4400/- G.P. Emoluments for contract employee RS. 14,700/- P.M.	01	-	(i) Master Degree in Forensic Science / Digital Forensic and Cyber Security / Master of Computer Application (MCA) (ii) Three years analytical experience in the field of digital evidence. (Research work done for doing Ph.D. Degree shall be counted in total experience).

Sl. No.	Name of the Employer	Designation of the posts	Pay Level	No. of posts	Reservation if any	Qualification and experience required
1	2	3	4	5	6	7
123	H.P. State Pollution Control Board	Junior Scientific Officer	Level-6	01	Gen. Ex-SM - 01	M.Sc. Degree in Environmental Science / Chemistry / Microbiology with a Bachelor's Degree in Basic Science.
124	HPPCL under the Department of MPP & Power , H.P.	Assistant Engineer (Executive Trainee Electrical)	Level- E2	06	Gen. Ex-SM-05 PWD - 01	B.E. /B. Tech. (Electrical) and B.E. / B. Tech. (Electrical & Electronics) / M. Tech. (Electrical) / Post Graduate Diploma in Hydro Power Plant Engineering.
125	H.P. State Electricity Board Ltd. Under the Department of MPP & Power, H.P.	Assistant Engineer (Electrical)	Level- E2	03	Gen. Ex-SM - 01 ST Ex-SM-01 OBC Ex-SM-01	Degree in Electrical Engineering / Electrical & Electronics Engineering.
126	H.P. Power Transmission Corporation Ltd. Under the Department of MPP & Power, H.P	Executive Health Safety & Environment (HSE), Class-I	Level- E2	01	-	B.Tech. / BE (Environment Engineering /Environment Science) /BE with one year PG Diploma.
127	H.P. Power Transmission Corporation Ltd. under the Department of MPP & Power, H.P.	Assistant Engineer (Electrical)	Level- E2	12	Gen. Ex-SM of H.P. - 08 SC Ex-SM H.P. - 01 UR OH HH (PD)-02 (short fall) & ST OH HH(PD)-01 (short fall)	Degree in Electrical Engineering / Electrical & Electronics Engineering.
128	H.P. State Electricity Board Ltd. Under the Department of MPP & Power, H.P	Assistant Engineer (Electrical)	Level- E2	03	ST Ex-SM-01 OBC Ex- SM-01 (VI)(UR)-01	Degree in Electrical Engineering / Electrical & Electronics Engineering.

Sl. No.	Name of the Employer	Designation of the posts	Pay Level	No. of posts	Reservation if any	Qualification and experience required
1	2	3	4	5	6	7
129	H.P. State Electricity Board Ltd. Under the Department of MPP & Power, H.P	Assistant Engineer (Electrical)	Level- E2	03	ST Ex-SM-01 OBC Ex-SM-01 (VI)(UR)-01	Degree in Electrical Engineering / Electrical & Electronics Engineering.
130	Transport Department Jammu	Works Manager	Level-7	1	OM-01	Degree in Automobile Engineering.
131	H.P. State Electricity Board Ltd. Under the Department of MPP & Power, H.P	Assistant Engineer (Electrical) (Gazetted)	Level-E2	08	Gen. Ex-SM- 03 ST-Ex-SM-01 PH (UR)-01 PH -ST- 01 Gen.Ex-SM (Backlog)-02	Degree in Electrical Engineering / Electrical & Electronics Engineering.

II. AGRICULTURE/VETERINARY SCIENCE

1	Agriculture Department	Agriculture Officer	Level-14	97	UR-36 SC-15 ST-12 OBC-20 MBC-5 EWS-09 Ex-Sm-04	1. M.Sc. (Agriculture) or M.Sc. (Horticulture) of a University established by Law in India. 2. Working knowledge of Hindi written in Devanagari Script
2	Department of Fisheries, (H.P.)	Assistant Director of Fisheries	Rs.10300 34800+Rs.4400/- (G.P.) Rs.14700/- P.M.)	02	UR Ex.Sm- 01 OBC-01	Master's degree in Zoology or Fisheries Diploma of the Central Institute of Fisheries Education Bombay OR B.Sc. in Zoology or Fisheries Science.
3	Himachal Pradesh State Agricultural Marketing Board	Secretary	Rs.10300-34800/- + Rs. 5000/- (G.P.)	01	Gen. PH (VI)-01	M.Sc. (Agriculture / Horticulture) or B.Sc. (Agriculture/Horticulture) followed by MBA preferably in Agriculture Business, Post Graduate Diploma in Marketing

Sl. No.	Name of the Employer	Designation of the posts	Pay Level	No. of posts	Reservation if any	Qualification and experience required
1	2	3	4	5	6	7
4	Forest Department Jammu	Soil Conservation Assistant	Rs. 9300-34800 GP-4400	3	OM-01 RBA-01 SC-01	B.Sc. Agriculture.
III. .MEDICAL (INCLUDING TEACHING)						
1	East Coast Railway, Odisha	Staff Nurse	Level-7	1	EWS-01	Certificate as Registered Nurse and Midwife having passed 3 years course in General Nursing and Midwifery from a school of Nursing or other institution recognized by the Indian Nursing Council. /B.Sc. (Nursing).
2	East Coast Railway, Odisha	Health and Malaria Inspector Grade III	Level-6	3	VI-01 LD-02	B.Sc. Chemistry as Main / Optional subject in any branch of Chemistry while undertaking the course. Plus (a) One year Diploma of Health /Sanitary Inspector. OR (b) One year National Trade Certificate (NTC) in Health Sanitary Inspector.
3	East Coast Railway, Odisha	Physio-therapist	Level-6	1	VI-01	(i) Bachelors' Degree in Physiotherapy. (ii) Two years practical experience in physiotherapy from the Hospital with at least one hundred beds.
4	East Coast Railway, Odisha	Pharmacist Grade III	Level-5	1	HI-01	10+2 in science or its equivalent with Diploma in Pharmacy/Bachelor Degree in Pharmacy.
5	RRB/CDG (Chandigarh)	Staff Nurse	Level-7	4	OBC-1	Certificate as Registered Nurse and Midwife having passed 3 years course in General Nursing and Midwifery from a school of Nursing or other institution recognized by the Indian Nursing Council / B.Sc. (Nursing).

Sl. No.	Name of the Employer	Designation of the posts	Pay Level	No. of posts	Reservation if any	Qualification and experience required
1	2	3	4	5	6	7
6	RRB/CDG (Chandigarh)	Radiographer	Level-5	1	-	10+2 with Physics and Chemistry and Diploma in Radiography / X-Ray Technician / Radio diagnosis Technology (2 years course) from recognized Institute. Science graduates with Diploma in Radiography/X-Ray Technician/ Radio diagnosis Technology (2 years course) shall be preferred.
7	RRB/CDG (Chandigarh)	Pharmacist	Level-5	1	-	10+2 in science or its equivalent, with Diploma in Pharmacy/Bachelor Degree in Pharmacy (B. Pharma).
8	RRB/CDG (Chandigarh)	Dietician	Level-7	1	-	B.Sc.(Science) with Post Graduate Diploma in Dietetics (one year course) plus 3 months internship training in a hospital/B.Sc. Home Science plus M.Sc. Home Science (Food and Nutrition) from a recognised institution.
9	RRB/CDG (Chandigarh)	H&MI	Level-6	1	-	B.Sc. having studied Chemistry as Main/Optional subject in any branch of Chemistry while undertaking the course. Plus (a) One year Diploma of Heal/Sanitary Inspector OR (b) One year National Trade Certificate (NTC) in Health Sanitary Inspector.
10	RRB/CDG (Chandigarh)	Optometrist	Level-4	1	-	B.Sc. in Optometry or Diploma in Ophthalmic Technician (the course should be of 3 to 4 years duration).

Sl. No.	Name of the Employer	Designation of the posts	Pay Level	No. of posts	Reservation if any	Qualification and experience required
1	2	3	4	5	6	7
11	RRB/CDG (Chandigarh)	Physio-therapist	Level-6	1	OBC-1	(i) Bachelors' Degree in Physiotherapy (ii) Two years practical experience in Physiotherapy from the Hospital with at least one hundred beds.
12	RRB/CDG (Chandigarh)	Lab Assistant	Level-3	1	EWS-1	12 th (10+2 stage) in Science plus (a) Diploma in Medical Laboratory Technology (DMLT). OR (b) Certificate Course in Medical Lab. Technology at par with) Diploma in Medical Laboratory Technology (DMLT).
13	SWR ,Bengaluru	Health & Malaria Inspector Grade-II	Level-6	2	UR-1 EWS-1	B.Sc. in Chemistry plus One year Diploma of Health/Sanitary Inspector.
14	RRB Mumbai	Para Medical Dental Hygienist	Level-6	2	-	(a) Degree in Science (Biology) and (b) Diploma Certificate Course (two years) in Dental Hygiene. Two years' experience as Dental Hygienist.
15	Department of Technical Education Vocational & Industrial Training, (H.P.)	Lecturer Pharmacy Class-I (Gazetted)	Level-9 Rs. 21,000/- per month)	01	UR Ex-SM	M. Pharma or B. Pharma with 3 years teaching / professional experience.
16	Medical Education Pt. JLNGMC, Chamba (H.P.)	Professor (Pediatrics)	Level-14	01	-	MD (Pediatrics), F.R.C.P. (Canada) with Pediatrics as special subject Specialty Board of Pediatrics (U.S.A.).
17	Medical Education Pt. JLNGMC, Chamba (H.P.)	Professor (Obstetrics & Gynecology)	Level-14	01	-	MD or MS (Obstetrics and Midwifery & MS (Gynecology) Specialty Board of Obstetrics and Gynecology (USA).

Sl. No.	Name of the Employer	Designation of the posts	Pay Level	No. of posts	Reservation if any	Qualification and experience required
1	2	3	4	5	6	7
18	Medical Education Pt. JLNGMC, Chamba (H.P.)	Professor (Radio Diagnosis)	Level-14	01	-	MD or MS (Radiology) MRCI with Radiology as a special subject, DMRE 2 years course
19	Medical Education Pt. JLNGMC, Chamba (H.P.)	Associate Professor (Gen. Medicine)	Level- 13A	02	-	MD (Medicine or General Medicine) M.R.C.P. Specialty Board of International Medicine (U.S.A.).
20	Medical Education Pt. JLNGMC, Chamba (H.P.)	Associate Professor (Gen. Surgery)	Level- 13A	02	-	M.S. (Surgery / Gen. Surgery) F.R.C.E. Specialty Board of Surgery (U.S.A.).
21	Medical Education Pt. JLNGMC, Chamba (H.P.)	Associate Professor (Pathology)	Level- 13A	02	-	MD (Pathology) / Ph.D. (Pathology)/ D.Sc. (Pathology).
22	Medical Education Pt. JLNGMC, Chamba (H.P.)	Associate Professor Orthopedics	Level- 13A	01	-	M.S. (Orthopedics) M.Ch. (Orthopedics) Specialty Board Orthopedics Surgery (U.S.A.).
23	Medical Education Pt. JLNGMC, Chamba (H.P.)	Assistant Professor Anesthesiology	Level- 13A	02	-	MD or MS (Anesthesiology) F.F.A.R.C. (By examination with Anesthesiology as a special subject
24	Medical Education Pt. JLNGMC, Chamba (H.P.)	Associate Professor (Orthopedics)	Level- 13A	01	-	M.S. (Orthopedics) M.Ch. (Orthopedics) Speciality Board Orthopedics Surgery (U.S.A.).
25	Medical Education Pt. JLNGMC, Chamba (H.P.)	Assistant Professor Anesthesiology	Level- 13A	01	-	MD or MS (Anesthesiology) F.F.A.R.C. (By examination with Anesthesiology as a special subject
26	Medical Education Pt. JLNGMC, Chamba (H.P.)	Assistant Professor (Gen. Medicine)	Level- 13A	02	-	MD (Medicine or General Medicine) M.R.C.P. Speciality Board of International Medicine (U.S.A.).

Sl. No.	Name of the Employer	Designation of the posts	Pay Level	No. of posts	Reservation if any	Qualification and experience required
1	2	3	4	5	6	7
27	Medical Education Pt. JLNGMC, Chamba (H.P.)	Assistant Professor (Obstetrics & Gynecology)	Level-13A	01	-	MD or MS (Obstetrics and Midwifery & MS (Gynecology) Specialty Board of Obstetrics and Gynecology (USA).
28	Medical Education Pt. JLNGMC, Chamba (H.P.)	Assistant Professor Tuberculosis & Respiratory Department	Level-13A	01	-	MD (Tuberculosis) MD MRCP in Medicine with TDD, DTD or DTCD.
29	Medical Education Pt. JLNGMC, Chamba (H.P.)	Professor (Pediatrics)	Level-14	01	-	MD (Pediatrics), F.R.C.P. (Canada) with Pediatrics as special subject Specialty Board of Pediatrics (U.S.A.).
30	Medical Education Pt. JLNGMC, Chamba (H.P.)	Professor (Obstetrics & Gynecology)	Level-14	01	-	MD or MS (Obstetrics and Midwifery & MS (Gynecology)
31	Medical Education Pt. JLNGMC, Chamba (H.P.)	Professor (Radio Diagnosis)	Level-14	01	-	MD or MS (Radiology) MRCI with Radiology as a special subject, DMRE 2 years
32	Medical Education Pt. JLNGMC, Chamba (H.P.)	Associate Professor (General Medicine)	Level-13A	02	-	MD (Medicine or General Medicine) M.R.C.P. Specialty Board of International Medicine (U.S.A.)
33	Medical Education Pt. JLNGMC, Chamba (H.P.)	Associate Professor (General Medicine)	Level-13A	02	-	-do-
34	Medical Education Pt. JLNGMC, Chamba (H.P.)	Associate Professor (General Surgery)	Level-13A	02	-	M.S. (Surgery / Gen. Surgery) F.R.C.E. Specialty Board of Surgery (U.S.A.).
35	Medical Education Pt. JLNGMC, Chamba (H.P.)	Associate Professor Anesthesiology	Level-13A	02	-	MD or MS (Anesthesiology) F.F.A.R.C. (By examination with Anesthesiology as a special subject

Sl. No.	Name of the Employer	Designation of the posts	Pay Level	No. of posts	Reservation if any	Qualification and experience required
1	2	3	4	5	6	7
36	Medical Education Pt. JLNGMC, Chamba (H.P.)	Associate Professor (Radio Diagnosis)	Level-13A	01	-	MD or MS (Radiology) MRCI with Radiology as a special subject, DMRE 2 years course Part A -MD or MS (Radiology) MRCI with Radiology as a special subject, DMRE two years course, Speciality Board of Radiology (USA).
37	Medical Education Pt. JLNGMC, Chamba (H.P.)	Assistant Professor (General Medicine)	Level-13A	02	-	MD (Medicine or General Medicine) M.R.C.P.
38	Medical Education Pt. JLNGMC, Chamba (H.P.)	Assistant Professor Tuberculosis -Respiratory	Level-13A	01	-	MD (Tuberculosis) MD MRCP in Medicine with TDD, DTD or DTCD.
39	Medical Education IGMC, Shimla	Assistant Professor (Nuclear Medicine)	Level-13A	01	-	MD (Nuclear Medicine) / M.D. (Radio Therapy) with two years' experience in Nuclear Medicine OR Diploma in Nuclear Medicine
40	Medical Education Y.S.P.G.M.C, Nahan, Sirmaur	Assistant Professor (General Medicine)	Level-13A	01	-	MD (Medicine or General Medicine) M.R.C.P.
41	Medical Education Dr.Radhakrishnan Govt. Medical College,Hamirpur	Assistant Professor Radiotherapy	Level-13A	01	-	M.D. or M.S. (Radiotherapy) DMRT (Two years course).
42	Medical Education IGMC, Shimla	Assistant Professor (Neurology)	Level-13A	01	-	D.M. Neurology two/three years course as recognized by MCI after M.D. Medicine or MBBS and five years direct course leading to D.M. Neurology.
43	Medical Education SLBSGMC, Mandi	Assistant Professor (Physiology)	Level-13A	01	-	MD (Physiology) / MBBS with M.Sc. (Physiology) / Ph.D. (Medical Physiology).

Sl. No.	Name of the Employer	Designation of the posts	Pay Level	No. of posts	Reservation if any	Qualification and experience required
1	2	3	4	5	6	7
44	Ayurveda Rajiv Gandhi Govt. Post Graduate Ayurvedic College Paprola, Distt.- Kangra, H.P.	Professor (Ras Shastra)	Level-14	01	-	Bachelor Degree in Ayurveda. Post Graduate Degree Should have studied Sanskrit as one of the subjects in the course of Bachelor Degree in Ayurveda. Teaching experience of 15 years in the subject.
45	Health & Medical Education Department, Jammu	Lecturer (Psychiatric Clinical Physiology)	Level-9	1	ST-01	M.D. (Psychiatric).
46	Health & Medical Education Department, Jammu	Medical Physicist Radiotherapy	Level-9	2	OM-01 ST-01	PG (Physics)/A post M.Sc. diploma in Radiological /Medical Physics.
47	Health & Medical Education Department, Jammu	Lecturer (Pathology)	Level-9	1	SC-01	PG in Pathology i.e. M.D. Pathology.
48	Health & Medical Education Department, Jammu	Lecturer (Psychiatric Clinical Physiology)	Level-9	1	ST-01	M.D. (Psychiatric).
49	Health & Medical Education Department, Jammu	Medical Physicist Radiotherapy	Level-9	2	OM-01 ST-01	PG (Physics)/A post M.Sc. diploma in Radiological /Medical Physics.
50	Health & Medical Education Department, Jammu	Lecturer Orthopedics	Level-9	1	SC-01	M.S. (Orthopaedics).
51	Health & Medical Education Department, Jammu	Lecturer Pharmacology	Level-9	1	RBA-01	For Medical Persons: - PG in Pharmacology i.e. M.D., Ph.D., D.Sc. For Non- Medical Persons: - Ph.D. in Pharmacology.
52	Health & Medical Education Department, Jammu	Lecturer Physiology	Level-9	1	ALC-01	For Medical Persons:- PG in Physiology i.e. M.D., Ph.D., D.Sc.

Sl. No.	Name of the Employer	Designation of the posts	Pay Level	No. of posts	Reservation if any	Qualification and experience required
1	2	3	4	5	6	7
53	Health & Medical Education Department, Jammu	Lecturer Anesthesiology	Level-9	1	SC-01	MD/MS (Anesthesiology)
54	Health & Medical Education Department, Jammu	Lecturer Dermatology	Level-9	1	ST-01	M.D. in Dermatology.
55	Health & Medical Education Department, Jammu	Lecturer Blood Bank	Level-9	1	RBA-01	M.D. (Pathology, Hematology).
56	Health & Medical Education Department, Jammu	Statistician	Level-9	1	ST-01	PG (Statistics).
57	Health & Medical Education Department, Jammu	Lecturer (Pathology)	Level-9	1	ALC-01	M.D. Pathology.
58	Health & Medical Education Department, Jammu	Lecturer Physiology	Level-9	1	ALC-01	Post-graduate in Physiology.
59	Health & Medical Education Department, Jammu	Lecturer CD & TB	Level-9	1	RBA-01	M.D. in (tuberculosis and Chest diseases).
60	Health & Medical Education Department, Jammu	Lecturer Microbiology	Level-9	1	RBA-01	For Medical Persons: - PG in Microbiology /Bacteriology. For Non-Medical Persons: - Ph.D. in Medical Microbiology/Bacteriology
61	Health & Medical Education Department, Jammu	Lecturer (Radio Therapy)	Level-9	1	OM-01	M.D. (Radiotherapy).
62	Health and Family Welfare Department	Consultant (Obstetrics Gynecology)	Level-11	1	ALC-01	MBBS

Sl. No.	Name of the Employer	Designation of the posts	Pay Level	No. of posts	Reservation if any	Qualification and experience required
1	2	3	4	5	6	7
63	Health & Medical Education Department, GMC Rajouri	Consultant Obstetrics & Gynecology	Level-11	1	SC-01	MD/MS in Obstetrics and Gynecology
64	Health & Medical Education Department, GMC Rajouri	Consultant (Radio Therapy)	Level-11	1	RBA-01	M.D. (Radiotherapy).
65	Health & Medical Education Department, GMC Doda	Assistant Professor (Medicine)	Level-11	1	OM-01	MD in (Social & Preventive Medicine / Community Medicine)
66	Health & Medical Education Department, GMC Doda	Assistant Professor (Radio Therapy)	Level-11	1	RBA-01	M.D. (Radiotherapy).
67	Health & Medical Education Department, GMC Kathua	Assistant Professor (Pathology)	Level-11	1	RBA-01	MD or Ph.D. in concerned discipline.
68	Health & Medical Education Department, GMC Kathua	Assistant Professor (Radio Therapy)	Level-11	2	OM-01 RBA-01	M.D. (Radiotherapy).
69	Health & Medical Education Department, GMC Anantnag	Assistant Professor (General Surgery)	Level-11	1	SC-01	M.S. (Surgery).
70	Health & Medical Education Department, GMC Baramulla	Assistant Professor (Pathology)	Level-11	2	RBA-01 SC-01	MBBS Degree Holders: - MD, Non-MBBS Degree Holders: - Ph.D. in concerned discipline.
71	Health & Medical Education Department, GMC Baramulla	General Medicine Assistant Professor (Lecturer)	Level-11	1	SC-01	M.D. (Medicine).
72	Health & Medical Education Department, GMC Baramulla	Assistant Professor (Radio Therapy)	Level-11	1	RBA-01	M.D. (Radiotherapy).

Sl. No.	Name of the Employer	Designation of the posts	Pay Level	No. of posts	Reservation if any	Qualification and experience required
1	2	3	4	5	6	7
73	Higher Education Department, Jammu	Assistant Professor (Nursing)	Level-11	10	OM-05 RBA-02 SC-01 ST-01 ALC-01	Good academic record as defined by the concerned university with at least with at least 55% marks.
74	Directorate of Health Services, Goa	Senior Psychiatrist	Level-11	01	-	(i) MBBS. (ii) Post graduate degree in the concerned super-specialty (iii) At least one year Teaching/Research Exp. Note: - No experience is required for Doctorate of Medicine (D.M.)/Master of Chirurgical (M.Ch.). (iv) Knowledge of Konkani.
75	Directorate of Health Services, Goa	Junior Radiologist	Level-10	01	-	-do-
76	-do-	Junior Physicians	Level-10	01	ST-01	-do-
77	Goa Medical College, Goa	Assistant Professor (Neurology)	Level-11	02	-	-do-
78	Medical Education & Drugs Department Maharashtra	Biochemist, MMERS, Group-B	Level-11	4	-	Bachelor's Degree in Pharmacy or Bachelor's Degree in Science
79	Public Health Department, Maharashtra	Pediatrician MMHS, Grade-A	Level-11	4	SC-01 DT(A)-1 OBC-01	M.D. (Pediatrics)
80	Department of Health, Govt. Of Bihar	Assistant Professor Cardiologist	Level-11	17	UR-17	Post Graduate
81	Department of Health, Govt. Of Bihar	Assistant Professor Nephrology	Level-11	17	UR-17	-do-

Sl. No.	Name of the Employer	Designation of the posts	Pay Level	No. of posts	Reservation if any	Qualification and experience required
1	2	3	4	5	6	7
82	Department of Health, Govt. Of Bihar	Assistant Professor Physiotherapy	Level-11	54	UR-24 SC-09 ST-01 OBC-10 BC-08 BC(F)-02	-do-
83	Department of Health, Govt. Of Bihar	Assistant Professor (FMT)	Level-11	45	UR-18 SC-08 ST-01 OBC-10 BC-06 BC(F)-02	-do-
84	Department of Health, Govt. Of Bihar	Assistant Professor (TB & Chest)	Level-11	58	UR-28 SC-09 ST-01 OBC-11 BC-07 BC(F)-02	-do-
85	Department of Health, Govt. Of Bihar	Assistant Professor (Skin & V.D)	Level-11	56	UR-26 SC-09 ST-01 OBC-11 BC-07 BC(F)-02	-do-
86	Department of Health, Govt. Of Bihar	Assistant Professor (PMR)	Level-11	39	UR-18 SC-07 OBC8 BC-05 BC(F)-01	-do-
87	Department of Health, Govt. Of Bihar	Assistant Professor (Radiology)	Level-11	60	UR-27 SC-10 ST-01 OBC-12 BC-08 BC(F)-02	-do-
88	Department of Health, Govt. Of Bihar	Assistant Professor (Physician)	Level-11	54	UR-25 SC-09 ST-01 OBC-10 BC-07 BC(F)-02	-do-

Sl. No.	Name of the Employer	Designation of the posts	Pay Level	No. of posts	Reservation if any	Qualification and experience required
1	2	3	4	5	6	7
89	Department of Health, Govt. Of Bihar	Assistant Professor (Neurology)	Level-11	18	UR-18	-do-
90	Department of Health, Govt. Of Bihar	Assistant Professor (ENT)	Level-11	46	UR-19 SC-08 ST-01 OBC-10 BC-07 BC(F)-01	-do-
91	Department of Health, Govt. Of Bihar	Assistant Professor (Pediatrics)	Level-11	60	UR-22 SC-13 ST-01 OBC-13 BC-08 BC(F)-03	-do-
92	Department of Health, Govt. Of Bihar	Assistant Professor (Pathology)	Level-11	60	UR-25 SC-13 ST-01 OBC-11 BC-08 BC(F)-02	-do-
93	Department of Health, Govt. Of Bihar	Assistant Professor	Level-11	78	UR-33 SC-13 OBC-18 BC-11 BC(F)-03	-do-
94	Department of Health, Govt. Of Bihar	Assistant Professor Pharmacology	Level-11	50	UR-22 SC-09 ST-01 OBC-10 BC-06 BC(F)-02	-do-
95	Department of Health, Govt. Of Bihar	Assistant Professor (Eye Specialist)	Level-11	39	UR-13 SC-07 OBC-10 BC-07 BC(F)-02	-do-
96	Department of Health, Govt. Of Bihar	Assistant Professor Microbiology	Level-11	49	UR-18 SC-10 ST-01 OBC-11 BC-07 BC(F)-02	-do-

Sl. No.	Name of the Employer	Designation of the posts	Pay Level	No. of posts	Reservation if any	Qualification and experience required
1	2	3	4	5	6	7
97	Department of Health, Govt. Of Bihar	Assistant Professor (Anatomy)	Level-11	65	UR-31 SC-11 ST-01 OBC-12 BC-08 BC(F)-02	-do-
98	Department of Health, Govt. Of Bihar	Assistant Professor (Bio-Chemistry)	Level-11	52	UR-22 SC-09 ST-01 OBC-11 BC-07 BC(F)-02	-do-
99	Department of Health, Govt. Of Bihar	Assistant Professor (Surgery)	Level-11	55	UR-07 SC-15 OBC-18 BC-12 BC(F)-03	-do-
100	Department of Health, Govt. Of Bihar	Assistant Professor (P.S.M)	Level-11	49	UR-20 SC-09 ST-01 OBC-10 BC-07 BC(F)-02	-do-
101	Department of Health, Govt. Of Bihar	Assistant Professor Gynecologist	Level-11	69	UR-27 SC-12 ST-01 OBC-17 BC-10 BC(F)-02	-do-
102	Department of Health, Govt. Of Bihar	Assistant Professor Orthopedics	Level-11	36	UR-10 SC-07 ST-01 OBC-10 BC-06 BC(F)-02	-do-
103	Homoeopathy Department, Govt. of Kerala.	Pharmacist Gr.II(SR for ST only)Homeopathy Dept.	18000 - 41500	4	Special Recruitment for Scheduled Tribes in Kerala.	Pass in SSLC and a pass Certificate obtained after successful completion of Nurse cum Pharmacist Training Course (Homoeopathy).

Sl. No .	Name of the Employer	Designation of the posts	Pay Level	No. of posts	Reservation if any	Qualification and experience required
1	2	3	4	5	6	7
104	Indian Systems of Medicines/Insurance Medical Services Departments of Govt. of Kerala.	Pharmacist Gr II (Ayurveda) - ISM /IMS Depts. (Category No.377/19)	20000 - 45800	2	NCA Recruitment for Scheduled Caste Converted to Christianity.	Indian Systems of Medicine/Ayurveda Colleges (i)Pass in SSLC or equivalent qualification. (ii)Diploma/Certificate in Ayurveda pharmacist course recognised by the Government of Kerala
IV. TEACHING (ARTS, SCIENCE & COMMERCE)						
1	Department of Technical Education, Vocational & Industrial Training, (H.P.)	Principal B.Pharmacy Class-I (Gazetted)	Level-14	02	UR	Ph.D. (specialization in Pharmacy with 10 years' experience in Teaching / Industry / Research out of which 05 years must be at the level of Professor or equivalent.
2	Department of Technical Education, Vocational & Industrial Training, (H.P.)	Lecturer, Applied Sciences & Humanities, Mathematics, Class-I	Level-10 Rs. 21,000/- per month)	01	UR Ex-SM	Master's Degree in appropriate subjectviz: Physics, Chemistry, Mathematics or English.
3	Department of Technical Education, Vocational& Industrial Training, (H.P.)	Lecturer, Applied Sciences & Humanities, Chemistry, Class-I	Level-10	02	UR Ex-SM	-do-
4	Department of Technical Education, Vocational & Industrial Training, (H.P.)	Lecturer Architecture (Class-I) Gazetted	Level-10 RS. 21000/- P.M.	01	UR Ex-SM	Bachelor's degree in Architecture.
5	Higher Education Department, Jammu	Zoology	Level-11	03	OM-03	Good academic record as defined by the concerned university with at least with at least 55% marks.

Sl. No.	Name of the Employer	Designation of the posts	Pay Level	No. of posts	Reservation if any	Qualification and experience required
1	2	3	4	5	6	7
6	Higher Education Department, Jammu	Lecturer Bio-Technology	Level-11	02	SC-01 ALC-01	Good academic record as defined by the concerned university with at least with at least 55% marks.
7	Higher Education Department, Jammu	Lecturer Mathematics	Level-11	10	OM-04 RBA-03 ST-02 SLC-01	-do-
8	Higher Education Department, Jammu	Librarians	Level-11	13	OM-08 RBA-04 ST-01	-do-
9	Higher Education Department, Jammu	Physical Training Instructors	Level-11	06	OM-02 RBA-03 ALC-01	-do-
10	Higher Education Department, Jammu	Lecturer Applied Math	Level-11	03	OM-02 SC-01	-do-
11	Higher Education Department, Jammu	Lecturer Botany	Level-11	01	OM-01	-do-
12	Higher Education Department, Jammu	Lecturer Environmental Science	Level-11	01	RBA-01	-do-
13	Higher Education Department, Jammu	Lecturer Geology	Level-11	04	OM-03 RBA-01	-do-
14	Govt. College of Engineering & Technology, Jammu	Assistant Professor Mathematics	Level-11	01	OM-01	-do-
15	Govt. College of Engineering & Technology, Jammu	Librarian	Level-11	01	OM-01	-do-
16	Govt. College of Engineering & Technology, Jammu	Physical Training Instructor	Level-11	01	OM-01	PG in Physical Education/Master's Degree in Sports Science with at least 55% marks.

Sl. No.	Name of the Employer	Designation of the posts	Pay Level	No. of posts	Reservation if any	Qualification and experience required
1	2	3	4	5	6	7
17	Govt. College of Engineering & Technology, Jammu	Assistant Professor Civil Engineering	Level-11	4	OM-02 RBA-01 SC-01	Bachelor of Technology.
18	Govt. College of Engineering & Technology, Jammu	Assistant Professor Mechanical Engineering	Level-11	5	OM-03 RBA-01 SC-01	Bachelor of Technology.
19	Govt. College of Engineering & Technology, Jammu	Assistant Professor Electrical Engineering	Level-11	1	OM-01	Bachelor of Technology.
20	Govt. College of Engineering & Technology, Jammu	Assistant Professor Electronics & Communication	Level-11	2	OM-01 RBA-01	Bachelor of Technology.
21	Govt. College of Engineering & Technology, Jammu	Assistant Professor Computer Engineering	Level-11	3	OM-01 RBA-01 SC-01	Bachelor of Technology.
22	Govt. College of Engineering & Technology, Jammu	Assistant Professor Civil Engineering	Level-11	4	OM-02 RBA-01 ST-01	Bachelor of Technology.
23	Govt. College of Engineering & Technology, Jammu	Assistant Professor Mechanical Engineering	Level-11	4	OM-02 RBA-01 ST-01	Bachelor of Technology.
24	Govt. College of Engineering & Technology, Jammu	Assistant Professor Electrical Engineering	Level-11	2	RBA-01 SC-01	Bachelor of Technology.
25	Govt. College of Engineering & Technology, Jammu	Assistant Professor (Electrical & Electronics Engineering)	Level-11	2	OM-01 RBA-01	Bachelor of Technology.
26	Govt. College of Engineering & Technology, Jammu	Assistant Professor (Computer Science & Engineering)	Level-11	2	OM-01 RBA-01	Bachelor of Technology.

Sl. No.	Name of the Employer	Designation of the posts	Pay Level	No. of posts	Reservation if any	Qualification and experience required
1	2	3	4	5	6	7
27	Govt. College of Engineering & Technology, Jammu	Assistant Professor (Computer Science & Information Technology)	Level-11	2	OM-01 RBA-01	Bachelor of Technology.
28	Govt. College of Engineering & Technology, Jammu	Assistant Professor Electronics & Communication Engineering	Level-11	2	OM-01 SC-01	Bachelor of Technology.
29	Govt. College of Engineering & Technology, Jammu	Assistant Professor Bio-Medical Engineering	Level-11	2	OM-01 RBA-01	Bachelor of Technology.
30	Govt. College of Engineering & Technology, Jammu	Assistant Professor Bio-Technology Engineering	Level-11	2	OM-01 RBA-01	Bachelor of Technology.
31	Govt. College of Engineering & Technology, Jammu	Assistant Professor Food Engineering & Technology	Level-11	2	OM-01 RBA-01	Bachelor of Technology.
32	Govt. College of Engineering & Technology, Jammu	Assistant Professor Electrical Engineering	Level-11	2	RBA-01 SC-01	Bachelor of Technology.
33	Govt. College of Engineering & Technology, Jammu	Assistant Professor (Electrical/ Electronics Engineering)	Level-11	2	OM-01 RBA-01	Bachelor of Technology.
34	Govt. College of Engineering & Technology, Jammu	Assistant Professor Computer Science & Engineering	Level-11	2	OM-01 RBA-01	Bachelor of Technology.

Sl. No.	Name of the Employer	Designation of the posts	Pay Level	No. of posts	Reservation if any	Qualification and experience required
1	2	3	4	5	6	7
35	Govt. College of Engineering & Technology, Jammu	Assistant Professor (Computer Science & Information Technology)	Level-11	2	OM-01 RBA-01	Bachelor of Technology.
36	Govt. College of Engineering & Technology, Jammu	Assistant Professor Electronics & Communication Engineering	Level-11	2	RBA-01 SC-01	Bachelor of Technology.
37	Govt. College of Engineering & Technology, Jammu	Assistant Professor Bio-Medical Engineering	Level-11	2	OM-01 RBA-01	Bachelor of Technology.
38	Govt. College of Engineering & Technology, Jammu	Assistant Professor Food Engineering Technology	Level-11	2	OM-01 RBA-01	Bachelor of Technology.
39	Govt. College of Engineering & Technology, Jammu	Assistant Professor Applied Science and Humanities	Level-11	6	OM-03 RBA-1 SC-01 ST-01	Good academic record as defined by the concerned university with at least with at least 55% marks.
40	Govt. College of Engineering & Technology Jammu	Librarian	Level-11	2	RBA-1 SC-01	-do-
41	Govt. College of Engineering & Technology Jammu	Physical Training Instructor	Level-11	2	RBA-1 SC-01	PG in Physical Education or Master's Degree in Sports Science with at least 55% marks
42	School of Architect in Higher Education Department	Professor & HOD	Level-11	2	OM-01 RBA-01	Bachelor's Degree in Architecture and Master's Degree in Architecture with minimum 60% marks at either level or fourteen years' experience.

Sl. No.	Name of the Employer	Designation of the posts	Pay Level	No. of posts	Reservation if any	Qualification and experience required
1	2	3	4	5	6	7
43	School of Architect in Higher Education Department	Associate Professor	Level-11	4	OM-02 RBA-01 SC-01	Bachelor's Degree in Architecture and Master's Degree in Architecture at either level or eight years' experience.
44	School of Architect in Higher Education Department	Assistant Professor Structural Engineering	Level-11	2	OM-01 RBA-01	Bachelor of Technology (Civil)
45	School of Architect in Higher Education Department	Assistant Professor (Fine Arts)	Level-11	2	OM-01 RBA-01	Good academic record as defined by the concerned university with at least with at least 55% marks. Candidates must have cleared the National Eligibility Test for lecturers.
46	School of Architect in Higher Education Department	Assistant Professor	Level-11	4	OM-02 RBA-01 SC-01	-do-
47	Uttarakhand Higher Education	Assistant Professor (Hindi)	Level-11	3	UR(PH)	Post-Graduation with 55% marks (50% in case of SC/ST/Physical Handicapped.) Ph.D. or NET or SET.
48	Uttarakhand Higher Education	Assistant Professor (English)	Level-11	33	SC-13 ST-5 OBC-15	-do-
49	Uttarakhand Higher Education	Assistant Professor (Sanskrit)	Level-11	1	UR(PH)	-do-
50	Uttarakhand Higher Education	Assistant Professor Economics	Level-11	16	SC-05 ST-02 OBC-09	-do-
51	Uttarakhand Higher Education	Assistant Professor (Political Science)	Level-11	02	SC(PH)-1 OBC(PH) -01	-do-

Sl. No.	Name of the Employer	Designation of the posts	Pay Level	No. of posts	Reservation if any	Qualification and experience required
1	2	3	4	5	6	7
52	Uttarakhand Higher Education	Assistant Professor Sociology	Level-11	01	UR(PH)	-do-
53	Uttarakhand Higher Education	Assistant Professor (History)	Level-11	02	UR(PH)-01 OBC(PH)-01	-do-
54	Uttarakhand Higher Education	Assistant Professor (Music)	Level-11	01	UR(PH)	-do-
55	Uttarakhand Higher Education	Assistant Professor (B.Ed Technical Hindi)	Level-11	01	ST-01	-do-
56	Uttarakhand Higher Education	Assistant Professor (Physics)	Level-11	17	UR-01 SC-15 ST-01	-do-
57	Uttarakhand Higher Education	Assistant Professor (Zoology)	Level-11	22	SC-09 ST-04 OBC-09	-do-
58	Goa College of Art	Assistant Professor Fine Art Applied Art	Level-10	02	OBC-02	Bachelors and Master's Degree in appropriate branch of Fine Art (Applied Art).
59	Goa College of Pharmacy	Associate Professor in Pharmaceutical Chemistry	Level-13	01	-	Bachelors and Master's Degree in Pharmacy.
60	Directorate of Higher Education, Goa College of Art	Principal	Level-14	01	-	(i) Bachelor's and Master's Degree in appropriate branch of Fine Art (Applied Art, Painting and Sculpture) (ii) Ph. D or equivalent in appropriate discipline. (iii) Minimum of ten years' experience in Teaching/Industry/Research, out of which, three years shall be at the level of Professor.

Sl. No.	Name of the Employer	Designation of the posts	Pay Level	No. of posts	Reservation if any	Qualification and experience required
1	2	3	4	5	6	7
61	Directorate of Higher Education, Goa College of Music	Principal	Level-14	01	-	(i) Master's Degree in concerned / allied / relevant (ii) Ph. D. Degree in concerned/allied/relevant discipline (s) in the Institution concerned with evidence of published work and research guidance. (iii) Associate Professor/Professor with a total experience of fifteen years of teaching/research (v) Knowledge of Konkani. (vi) Minimum fifteen years domicile in the State.
62	Directorate of Education Bihar	Assistant Professor (Botany)	Level-11	138	UR-69 SC-22 OBC-26 BC-18 BC (F)-03	Post Graduate
63	Department of Science & Technology Bihar	Assistant Professor (English)	Level-11	14	UR-07 SC-02 OBC-03 BC-02	Post Graduate
64	Department of Science & Technology Bihar	Assistant Professor (Physics)	Level-11	25	UR-09 SC-05 ST-01 OBC-06 BC-03 BC(F)-01	Post Graduate
65	Department of Education Bihar	Assistant Professor (Physics)	Level-11	177	UR-89 SC-27 ST-02 OBC-31 BC-23 BC(F)-05	Post Graduate
66	Department of Science & Technology Bihar	Assistant Professor (Physics)	Level-11	25	UR-09 SC-05 ST-01 OBC-06 BC-03 BC(F)-01	Post Graduate

Sl. No.	Name of the Employer	Designation of the posts	Pay Level	No. of posts	Reservation if any	Qualification and experience required
1	2	3	4	5	6	7
67	Department of Science & Technology Bihar	Assistant Professor (Maths)	Level-11	32	UR-13 SC-06 ST-01 OBC-07 BC-04 BC(F)-01	Post Graduate
68	Department of Education Bihar	Assistant Professor (Political Science)	Level-11	277	UR-142 SC-44 ST-03 OBC-47 BC-34 BC(F)-07	Post Graduate
69	Department of Science & Technology Bihar	Assistant Professor (Chemistry)	Level-11	26	UR-10 SC-05 ST01 OBC-06 BC-03 BC(F)-01	Post Graduate
70	Department of Education Bihar	Assistant Professor (Literature)	Level-11	12	UR-07 SC-02 OBC-02 BC-01	Post Graduate
71	Department of Education Bihar	Assistant Professor (Grammar)	Level-11	30	UR-15 SC-05 OBC-05 BC-04 BC(F)-01	Post Graduate
72	Department of Education Bihar	Assistant Professor (Electronics)	Level-11	04	UR-02 SC-01 OBC-01	Post Graduate
73	Department of Education	Assistant Professor (Veda)	Level-11	08	UR-05 SC-01 OBC-01 BC-01	Post Graduate
74	Department of Education Bihar	Assistant Professor (Astrology)	Level-11	11	UR-06 SC-02 OBC-02 BC-01	Post Graduate
75	Department of Education Bihar	Assistant Professor (Urdu)	Level-11	102	UR-52 SC-17 OBC-18 BC-13 BC(F)-02	Post Graduate

Sl. No.	Name of the Employer	Designation of the posts	Pay Level	No. of posts	Reservation if any	Qualification and experience required
1	2	3	4	5	6	7
76	Education Department Govt. of Kerala.	High School Assistant-Malayalam Education (Category No.258/17)	29000 – 62400	2	By Transfer Recruitment	A Degree in Malayalam or Graduation with Malayalam as one of the optional subjects under pattern II of Part III and B.Ed/BT/LT conferred or recognized by the Universities in Kerala.
77	Education Department Govt. of Kerala.	Part Time High School Assistant (Arabic) - Education		1	NCA Recruitment for Scheduled Castes in Kerala.	Degree in Arabic or with Arabic as one of the optional subjects under pattern II of Part (III) and B.Ed/B.T/L.T conferred or recognized by the universities in Kerala.
78	Education Department Govt. of Kerala.	Full Time Language Teacher (Arabic) - LPS Education Dept.(Category 664/17)	25200 - 54000	34	NCA Recruitment for Scheduled Castes in Kerala.	A Degree in Arabic conferred or recognized by the Universities in Kerala.
79	Education Department, Govt. of Kerala.	Part Time Junior Language Teacher (Arabic UPS – Edu.	18000 – 41500	1	-do-	A degree in Arabic conferred or recognized by the Universities in Kerala
80	Education Department, Govt. of Kerala.	Full Time Junior Language Teacher(Arabic)LPS –	21200 – 54000	7	By Transfer	(A) A degree in Arabic conferred or recognized by the Universities in Kerala.
81	Education Department, Govt. of Kerala.	Full Time Junior Language Teacher (Arabic) LPS	25200 – 54000	7	By Transfer	A degree in Arabic conferred or recognized by the Universities in Kerala.

Sl. No.	Name of the Employer	Designation of the posts	Pay Level	No. of posts	Reservation if any	Qualification and experience required
1	2	3	4	5	6	7
82	Education Department, Govt. of Kerala.	HSA (Mathematics) TAMIL Medium – Education Department (Category No17218)	29200 – 62400	1	NCA Recruitment for Schedules Tribes in Kerala.	1. A Bachelors Degree with Mathematics or Statistics as Main Subject and B.Ed/B.T in the concerned subjects conferred or recognized by the Universities in Kerala. 2. Must have passed the Kerala Teacher Eligibility Test (K TET) for this post conducted by the Government of Kerala
83	Education Department, Govt. of Kerala.	Full Time Junior Language Teacher (Arabic)		7	-do-	1)A Degree in Arabic conferred or recognized by the Universities in Kerala.
84	Education Department, Govt. of Kerala.	Part Time Junior Language Teacher Arabic -LPS	18000 - 41500	3	-do-	A degree in Arabic conferred or recognized by the Universities in Kerala.
85	Education Department Govt. of Kerala.	HSA (English) – Education	29200 – 62400	16	By Transfer Recruitment	A Bachelors Degree or Post Graduate Degree in English language and literature.
86	Education Department, Govt. of Kerala.	HSA (Physical Science) Malayalam medium- Edu Dept.	29200- 41500	31	By Transfer Recruitment.	A Degree in the concerned subject and B.Ed/BT in the concerned subject, and must have passed the Kerala Teacher Eligibility Test (K TET) for this post conducted by the Government of Kerala
87	Education Department, Govt. of Kerala.	High School Assistant (Arabic) - Education (Category No.256/19)	29200 - 62400	5	NCA Recruitment for Ezhava/Thiyya/Billava community of Kerala.	1 .A Degree in Arabic or Arabic as one of the optional subjects under pattern II of Part III and B.Ed/B.T/L.T conferred or recognised by the Universities in Kerala

Sl. No.	Name of the Employer	Designation of the posts	Pay Level	No. of posts	Reservation if any	Qualification and experience required
1	2	3	4	5	6	7
88	Education Department, Govt. of Kerala.	Part time Junior Language Teacher Arabic LPS	18000 – 41500	1	-do-	A degree in Arabic conferred or recognized by the Universities in Kerala.
89	Education Department, Govt. of Kerala.	High School Teacher (Arabic) EDUCATION (Category No.452/19)	29000 - 62400	1	-do-	1)A Degree in Arabic or Arabic as one of the optional subjects under pattern II of Part III and B.Ed/B.T/L.T conferred or recognised by the Universities in Kerala.

V. LAW (INCLUDING TEACHING)

1	Law Department, Tripura Judicial Service		-	02	SC-01 ST-01	Degree in Law
2	A.P. Charitable and Hindu Religious Institutions and Endowments Service	Assistant Commissioner of Endowments	Scale of pay of Rs.31,460 - 84,970	07	SC-1 OC-2 UR-3	Graduation in Law. Three years practice as an Advocate in High Court of Andhra Pradesh.
3	Department of Personnel (Secretariat Administrative Services-I) H.P. Industrial Training, (H.P.)	Law Officer (Hindi) Class-II (Gazetted)	Level-6 (Rs. 21,000/- per month)	01	UR	Bachelor's Degree in Law with Hindi as one of the main (Elective) subject. At least five years' experience as an Advocate.
4	Law Justice & Parliamentary Affairs Department	Assistant Legal Remembrance / Public Law Officer	Level-7	23	OM-12 RBA-05 SC-02 ST-02 ALC-01 SLC-01	Bachelor's Degree in Law.
5	Law Justice & Parliamentary Affairs Department	Assistant Draftsman Translation	Level-7	3	OM-01 RBA-01 ST-01	Bachelor's Degree in Law.

Sl. No.	Name of the Employer	Designation of the posts	Pay Level	No. of posts	Reservation if any	Qualification and experience required
1	2	3	4	5	6	7
6	Uttarakhand Judicial Department	Civil Judge (Junior Division)	Scale of pay of Rs.27700/ Rs.44700/	10	UR-09 EWS-01	Bachelor's Degree in Law.
VI. MISCELLANEOUS						
1	Department of Personnel, Govt. of Manipur	Section Officer Grade I	Level - 6	148	ST-128 SC-7	Diploma in concerned subject
2	Department of Personnel, Govt. of Manipur	Section Officer Grade II	Level-5	100	-	Diploma in concerned subject
3	GA (P&T) Department, Tripura	Personal Assistant Grade -II	-	127	PH-6 UR-40 SC-20 ST-67	Higher Secondary with Stenography course from any ITI with 45% marks.
4	GA (P&T) Department, Tripura	LD Assistant-cum-Typist	-	04	UR-03 EX-SM-01	Higher Secondary pass (+2) stage and knowledge of Typing in Computer
5	Home Defence Department	Deputy Commandant	Level-14	13	UR-6 SC-2 ST-2 OBC-2 EWS-1	(i) Ex-Captain Explanations:- Ex-Captain will Include Officers Retired/Resigned From Army OR Released/Demobilised From Emergency OR Short Service Commission. (ii) Working knowledge of Hindi written in Devanagari Script and knowledge of Rajasthani Culture.
6	Department of Revenue, H.P.	Tehsildar	Rs.10300 34,800+ 5000 G.P	01	General Ex.SM	Graduate or Equivalent

Sl. No.	Name of the Employer	Designation of the posts	Pay Level	No. of posts	Reservation if any	Qualification and experience required
1	2	3	4	5	6	7
7	Planning (Organization) Department	Evaluation Officer	Level-12	06	UR-4 ST-1 EWS-1	1. (i) (a) Second Class Post-graduate in Economics/ Sociology/ Statistics/ Mathematics/ Commerce/ Public Administration. (b) A certificate (RS-CIT course conducted by Rajasthan Knowledge corporation Limited) awarded by Vardhaman Mahaveer Open University, Kota or any other certificate awarded by Department of Information, Technology & Communication in Government of Rajasthan. (c) One year experience 2. Working knowledge of Hindi written in Devanagari Script and knowledge of Rajasthani Culture.
8	Department of Personnel Himachal Administrative Services	-	Level-10	01	SC ward of Freedom Fighter	-do-
9	Department of Rural Development, H.P.	Block Development Officer	Rs.10300 34,800 + 5000 GP	01	PWD (HI)	Graduate or Equivalent
10	Department of Finance, H.P.	Treasury Officer	Rs.10300 34,800 + 5000G.P	01	Gen. Ex.SM	Graduate or Equivalent
11	HP.Infrastructure Development Board, Deptt. of Finance. H.P.	Assistant General Manager (Finance)	Level-11	01	-	CA/MBA (Finance) (CA will be given preference) with 5 years working experience.
12	Forest Department, Jammu	Photo Interpreter	Level-6	01	RBA-01	B.Sc. Agriculture or M.Sc. Botany.

Sl. No.	Name of the Employer	Designation of the posts	Pay Level	No. of posts	Reservation if any	Qualification and experience required
1	2	3	4	5	6	7
13	H.P. State Civil Supplies Corporation Ltd., under the Department of FCS&CA, H.P.	Assistant Area / Manager Assistant Procurement Officer	Rs. 10300-34800/- + Rs. 5000/- (G.P)	01	-	Graduate with at least five years' experience in the field of Procurement, Distribution, Personnel matters and maintenance of accounts of commercial Concern or MBA with at least two years' experience in commercial concern. Preference will be given to the candidates having additional qualification of MCA/ BIT Computer.
14	Higher Education Department, Jammu	Assistant Professor Psychology	Level-10	01	SC-01	Good academic record as defined by the concerned university with at least 55% marks
15	Higher Education Department, Jammu	Assistant Professor (Geology)	Level-10	01	OM-01	-do-
16	Higher Education Department, Jammu	Assistant Professor (Tourism & Travel)	Level-10	05	OM-03 RBA-01 SC-01	-do-
17	Higher Education Department, Jammu	Assistant Professor (Kashmiri)	Level-10	04	OM-01 SC-01 ST-01 ALC-01	-do-
18	Higher Education Department, Jammu	Assistant Professor (Persian)	Level-10	01	RBA-01	Good academic record as defined by the concerned university with at least 55% marks
19	Higher Education Department, Jammu	Assistant Professor (Dogri)	Level-10	04	OM-04	-do-
20	Higher Education Department, Jammu	Assistant Professor (Hindi)	Level-10	01	ALC-01	-do-

Sl. No.	Name of the Employer	Designation of the posts	Pay Level	No. of posts	Reservation if any	Qualification and experience required
1	2	3	4	5	6	7
21	Higher Education Department, Jammu	Assistant Professor (Music Vocal)	Level-10	02	RBA-01 ST-01	-do-
22	Higher Education Department, Jammu	Assistant Professor Music Instrument	Level-10	01	RBA-01	-do-
23	Higher Education Department, Jammu	Assistant Professor (Tourism & Travel)	Level-10	10	OM-05 RBA-02 SC-01 ST-01 ALC-01	-do-
24	Higher Education Department, Jammu	Assistant Professor Kashmiri	Level-10	23	OM-09 RBA-04 SC-04 ST-05 ALC-01	-do-
25	Higher Education Department, Jammu	Assistant Professor Television and Film Making	Level-10	12	OM-06 RBA-03 SC-01 ST-01 ALC-01	-do-
26	Uttarakhand High Court, Nainital	Translator	Level-5	06	UR-03 OBC-01 SC-01 EWS-01	Graduate in any stream with Diploma/Certificate Course in Translation from Hindi to English
27	Uttarakhand High Court, Nainital	Assistant Librarian	Level-8	01	UR	Degree in law and Diploma in Library Science
28	Uttarakhand High Court, Nainital	Personal Assistant	Level-8	08	SC-03 (UF-1) OBC-02 (UF-1) EWS-03 (UF-1)	Bachelor's Degree Law
29	Directorate of Industries, Trade and Commerce, Goa	Planning Officer	Level-7	02	OBC-01	Post Graduate (Economics)

Sl. No.	Name of the Employer	Designation of the posts	Pay Level	No. of posts	Reservation if any	Qualification and experience required
1	2	3	4	5	6	7
30	Directorate of Agriculture, Goa	Agriculture Officer	Level-7	02	SC-01 ST-01	Master's Degree in Agriculture / Horticulture.
31	Secretariat, Administrative Reforms Department, Goa	Technical Officer	Level-7	01	PH-01	Master's Degree.
32	Directorate of Education	Assistant	Level-12	01	-	Master's Degree.
33	Indian Council of Agricultural Research (ICAR), Krishi Bhawan, New Delhi-10001	Agricultural Research Service (ARS) (Entry level scientist)	Level-10	12	UR-01 OBC-05 ST-05 SC-01	Master's Degree (Agriculture & Allied Subjects).
34	Urban Development Department, Maharashtra	Town Planner, Grade-A	Level-9	1	-	Bachelor of Technology (Civil).
35	Printing Department, Govt. of Kerala.	Offset Printing Machine Operator Gr.II -ST only Printing Dept.		2	Special Recruitment for Scheduled Tribes of Kerala	1)Pass in SSLC or equivalent Qualification ; and 2) (a)Diploma in Printing Technology of a recognized institution; or (b) (i)Pass in KGTE/MGTE in Machine Work (Lower)
36	NCC/Sainik Welfare Dept., Govt. of Kerala.	Driver Gr.II (HDV) - Exserviceman NCA-M NCC/Sainik Welfare Dept.(Category 530/17)	18000 - 41500	1	NCA recruitment for Muslim Community of Kerala.	(i) Literacy in Malayalam or Tamil or Kannada (ii)Must possess Current Motor Driving Licence with endorsement for driving Heavy Duty Vehicle and Motor Cycle and must have three years experience in driving Heavy Duty vehicle

List of State Public Service Commissions

1.	The Secretary, Andhra Pradesh Public Service Commission, New Govt. Offices Building 2 nd Floor, M. G. Road (Bandhar Road), Opp: Indira Gandhi Municipal Complex Vijaywada-520 010, Andhra Pradesh
2.	*The Secretary, Arunachal Pradesh Public Service Commission, PSC Building, Vidhan Vihar, Itanagar – 791 111, Arunachal Pradesh
3.	*The Secretary, Assam Public Service Commission, Jawahar Nagar, Khanapara, Guwahati- 781 022, Assam
4.	The Secretary, Bihar Pradesh Public Service Commission, 15, Jawahar Lal Nehru Marg (Bailey Road), Patna – 800 001, Bihar
5.	*The Secretary, Chhattisgarh Public Service Commission North Block, Sector-19, Nava Raipur, Atal Nagar – 492 002, Chhattisgarh
6.	The Secretary, Goa Public Service Commission, Block C, 1st floor, EDC Complex, Doctor Dada Vaidya Road, Panaji - 403 001, Goa
7.	The Secretary, Gujarat Public Service Commission Sector 10-A, Near Chh-3 Circle, CHH Rd, Sector 10, Gandhinagar – 382 010, Gujarat
8.	The Secretary, Haryana Public Service Commission (H PSC) Bays No.1-10, Block-B, Sector-4, Panchkula- 134 112, Haryana
9.	The Secretary, Himachal Pradesh Public Service Commission Nigam Vihar, Shimla– 171 002, Himachal Pradesh
10.A	The Secretary, Jammu & Kashmir Public Service Commission, Summer Office (May to October) Solina, Sri Nagar, Kashmir

10.B	The Secretary, Jammu & Kashmir Public Service Commission, Winter Office (November to April) Resham Ghar Colony, Bakshi Nagar, Jammu.
11.	*The Secretary, Jharkhand Public Service Commission, 98HH+478, Circular Road, Deputy Para, Ahirtoli, Ranchi-834001, Jharkhand
12.	*The Secretary, Karnataka Public Service Commission, Udyoga Soudha, Bangalore– 560 001, Karnataka
13.	The Secretary, Kerala Public Service Commission, Thulasi Hills, Pattom Palace P.O., Thiruvananthapuram-695 004, Kerala
14.	The Secretary, Madhya Pradesh Public Service Commission, Residency Area, Daly College Road, Indore - 452 001, Madhya Pradesh
15.	The Secretary, Maharashtra Public Service Commission, 5 ^{1/2} , 7 and 8 th Floor, Cooperage Telephone Exchange Building Maharshi Karve Marg, Cooperage, Mumbai – 400021, Maharashtra
16.	The Secretary, Manipur Public Service Commission, North AOC, D.M. Road Near Hotel, Imphal-795 001, Manipur
17.	The Secretary, Meghalaya Public Service Commission, 1st Floor, Horse-Shoe Building, Lower Lachumiere, Shillong - 793 001, Meghalaya
18.	The Secretary, Mizoram Public Service Commission, New Secretariat Complex, Khatla, Aizawl- 796 001, Mizoram
19.	*The Secretary, Nagaland Public Service Commission, New Secretariat Road, , Thizama -797003, Nagaland

20.	The Secretary, Odisha Public Service Commission, 19, Dr. P K Parija Road, Cuttack- 753 001, Odisha
21.	*The Secretary, West Bengal Public Service Commission, 161-A, Shyama Prasad Mukherjee Road, Mudiali, Kalighat, Kolkata - 700 026, West Bengal
22.	*The Secretary, Punjab Public Service Commission, Baradari Garden, P.B. No. 39, Patiala-147 001, Punjab
23.	The Secretary, Rajasthan Public Service Commission, Ghooghra Ghati, Jaipur Road, Ajmer- 305 001, Rajasthan
24.	The Secretary, Sikkim Public Service Commission, Old Tourism Building, M G Marg, Gangtok, East Sikkim
25.	The Secretary, Tamil Nadu Public Service Commission, TNPSC Road, Broadway, Chennai – 600 003, Tamil Nadu
26	*The Secretary, Telangana State Public Service Commission, Prathibha Bhavan, M.J.Road, Nampally, Hyderabad- 500 001, Telangana
27.	*The Secretary, Uttar Pradesh Public Service Commission, 10, Kasturba Gandhi Marg, Civil Lines, Prayagraj- 211 018, Uttar Pradesh
28.	The Secretary, Uttarakhand Public Service Commission, Roorkee – Haridwar Rd, Near Dayanand Stadium, Gurukul Kangri Vishwavidyalaya, Jagjeetpur, Haridwar-249 404, Uttarakhand
29.	The Secretary, Tripura Public Service Commission, Akhura Road, Dhaleswar, Agartala- 799 001, Tripura

List of Railway Recruitment Boards

1.	*The Secretary, Railway Recruitment Board, Ahemdabad Opp. GCS Hospital, Near DRM Office, Adjacent to Ratilal Chali No. 2, Amdupura, Ahmedabad- 382 345, Gujarat
2.	*The Secretary, Railway Recruitment Board, Ajmer 2010, Nehru Marg, Ambedkar Circle, Railway Colony Ajmer– 305 028, Rajasthan
3.	*The Secretary, Railway Recruitment Board, Prayagraj Railway Hospital, Near, Mitra Nagar, Subedarganj, Prayagraj-211 011, Uttar Pradesh
4.	The Secretary, Railway Recruitment Board, Bengluru No.18, Miller's Road, Near Cantonment Railway Station Bengaluru - 560 046, Karnataka
5.	*The Secretary, Railway Recruitment Board, Bhopal East Railway Colony, [Near Bhopal Railway Station] Bhopal – 462010, Madhya Pradesh
6.	The Secretary, Railway Recruitment Board, Bhubaneshwar D-79/80, Rail Vihar, Chandrasekharpur, Bhubaneshwar- 751 023, Odisha
7.	The Secretary, Railway Recruitment Board, Bilaspur Near GM/SECR's Office Complex, RTS Colony, Tarbahar Chowk, Bilaspur-495 004, Chhattisgarh
8.	The Secretary, Railway Recruitment Board, Chandigarh Chandigarh - Panchkula Rd, Railway Colony, Sector 13, Chandigarh-160 002, Chandigarh
9.	*The Secretary, Railway Recruitment Board, Chennai 5 Dr. P.V. Cherian Crescent Salai, Egmore, Chennai-600 008 , Tamilnadu

10.	*The Secretary, Railway recruitment Board, Gorakhpur Kawwa Bagh Colony, Gorakhpur- 273012, Uttar Pradesh
11.	*The Secretary, Railway Recruitment Board, Guwahati Station Road, Pan Bazaar, Guwahati -781 001, Assam
12.	The Secretary, Railway Recruitment Board, Jammu-Srinagar Jammu-Srinagar, Trikuta Nagar, Jammu- 180 004, Jammu & Kashmir
13.	The Secretary, Railway Recruitment Board, Kolkata Metro Railway, A V Comploex, Chitpur, R. G. Kar Road, Opp. To R.G. Kar Medical College & Hospital, Ward No 3, Kolkata- 700 037, West Bengal
14.	The Secretary, Railway Recruitment Board, Malda, Kalibari Railway Colony, P.O Jhaljhalia, Malda- 732102, West Bengal
15.	The Secretary, Railway Recruitment Board, Mumbai W. Rly. Divisional office compound, Mumbai Central, Mumbai- 490 008, Maharashtra
16.	The Secretary, Railway Recruitment Board, Patna Near Civil Court, Mahendru Ghat, Patna University Campus, Patna-800 001, Bihar
17.	*The Secretary, Railway Recruitment Board, Ranchi Railway Offices Complex PO/PS-Chutia, Ranchi- 834 027, Jharkhand
18.	The Secretary, Railway Recruitment Board, Secundrabad South Lallaguda, Back Gate, Beside, IRISSET, Mettuguda, Secunderabad- 500017, Telangana

19.	The Secretary, Railway Recruitment Board, Thiruvananthapuram Manorama Rd, Beside Police Station, Thampanoor, Thiruvananthapuram- 695 001, Kerala
20.	The Secretary, Railway Recruitment Board, Siliguri Ward 28, Babupara, Siliguri- 734 001, West Bengal
21.	The Secretary, Railway Recruitment Board, Muzaffarpur Lichi Bagan, Maripur Muzaffarpur- 842 001, Bihar

☆ State PSCs/RRBs from where information not received for this publication.